

**TOWN OF PARADISE
RESOLUTION NO. 10-18**

**A RESOLUTION OF THE TOWN COUNCIL OF THE
TOWN OF PARADISE, CALIFORNIA, RESCINDING RESOLUTION NO. 10-04 AND
ADOPTING THE AMENDED SALARY PAY PLAN FOR TOWN OF PARADISE
EMPLOYEES FOR FISCAL YEAR 2010-2011**

WHEREAS, the Town wishes to revise the salary pay plan; and

WHEREAS, the salary pay plan will incorporate all salary paid within the Town into one salary pay plan.

NOW, THEREFORE be it resolved by the Town Council of the Town of Paradise, as follows:

1. Resolution No. 10-04 adopting the salary pay plan for Town of Paradise employees is hereby rescinded.
2. That the Town of Paradise Salary Pay Plan attached to this resolution is hereby adopted.


PASSED AND ADOPTED by the Town Council of the Town of Paradise this 24th day of June 2010, by the following vote:

AYES: Steve "Woody" Culleton, Joe DiDuca, Frankie Rutledge, Alan White, and Scott Lotter, Mayor

NOES: None


ABSENT: None

NOT VOTING: None




Scott Lotter, Mayor

ATTEST:

By: 
Joanna Gutierrez, Town Clerk

APPROVED AS TO FORM:


Dwight L. Moore, Town Attorney

MASTER TOWN OF PARADISE SALARY PAY PLAN FISCAL YEAR 2010-11

FY 2010-11 EFFECTIVE AS OF JULY 1, 2010

Position Title	Hours/ Week	A Step	B Step	C Step	D Step	E Step	F Step
OFFICE ASSISTANT III (Animal Control)							
HOURLY	26	11.43	12.00	12.60	13.23	13.89	14.58
BIWEEKLY		594.36	624.00	655.20	687.96	722.28	758.16
MONTHLY		1,287.78	1,352.00	1,419.60	1,490.58	1,564.94	1,642.68
ANNUAL		15,453.36	16,224.00	17,035.20	17,886.96	18,779.28	19,712.16
ENVIRONMENTAL SERVICES TECHNICIAN							
HOURLY	36	11.43	12.00	12.60	13.23	13.89	14.58
BIWEEKLY		822.96	864.00	907.20	952.56	1,000.08	1,049.76
MONTHLY		1,783.08	1,872.00	1,965.60	2,063.88	2,166.84	2,274.48
ANNUAL		21,396.96	22,464.00	23,587.20	24,766.56	26,002.08	27,293.76
ENVIRONMENTAL SERVICES TECHNICIAN							
HOURLY	40	11.43	12.00	12.60	13.23	13.89	14.58
BIWEEKLY		914.40	960.00	1,008.00	1,058.40	1,111.20	1,166.40
MONTHLY		1,981.20	2,080.00	2,184.00	2,293.20	2,407.60	2,527.20
ANNUAL		23,774.40	24,960.00	26,208.00	27,518.40	28,891.20	30,326.40
HOUSING PROGRAM ANALYST							
HOURLY	24	14.15	14.86	15.60	16.38	17.20	18.06
BIWEEKLY		679.20	713.28	748.80	786.24	825.60	866.88
MONTHLY		1,471.60	1,545.44	1,622.40	1,703.52	1,788.80	1,878.24
ANNUAL		17,659.20	18,545.28	19,468.80	20,442.24	21,465.60	22,538.88
ADMINISTRATIVE ANALYST (Business & Housing)							
HOURLY	40	14.15	14.86	15.60	16.38	17.20	18.06
BIWEEKLY		1,132.00	1,188.80	1,248.00	1,310.40	1,376.00	1,444.80
MONTHLY		2,452.67	2,575.73	2,704.00	2,839.20	2,981.33	3,130.40
ANNUAL		29,432.00	30,908.80	32,448.00	34,070.40	35,776.00	37,564.80

MASTER TOWN OF PARADISE SALARY PAY PLAN FISCAL YEAR 2010-11

FY 2010-11 EFFECTIVE AS OF JULY 1, 2010

Position Title	Hours/ Week	A Step	B Step	C Step	D Step	E Step	F Step
HUMAN RESOURCES & RISK MANAGEMENT ASSISTANT							
HOURLY	28	14.46	15.18	15.94	16.74	17.58	18.46
BIWEEKLY		809.76	850.08	892.64	937.44	984.48	1,033.76
MONTHLY		1,754.48	1,841.84	1,934.05	2,031.12	2,133.04	2,239.81
ANNUAL		21,053.76	22,102.08	23,208.64	24,373.44	25,596.48	26,877.76
ADMINISTRATIVE ASSISTANT II (Community Safety Services)							
HOURLY	24	13.88	14.57	15.30	16.07	16.87	17.71
BIWEEKLY		666.24	699.36	734.40	771.36	809.76	850.08
MONTHLY		1,443.52	1,515.28	1,591.20	1,671.28	1,754.48	1,841.84
ANNUAL		17,322.24	18,183.36	19,094.40	20,055.36	21,053.76	22,102.08
ADMINISTRATIVE ASSISTANT II (Fire) 624 Contract							
HOURLY	24	19.00					
ADMINISTRATIVE ASSISTANT III							
HOURLY	36	16.22	17.03	17.88	18.77	19.71	20.70
BIWEEKLY		1,167.84	1,226.16	1,287.36	1,351.44	1,419.12	1,490.40
MONTHLY		2,530.32	2,656.68	2,789.28	2,928.12	3,074.76	3,229.20
ANNUAL		30,363.84	31,880.16	33,471.36	35,137.44	36,897.12	38,750.40
EXECUTIVE ASSISTANT TO TOWN MANAGER							
HOURLY	32	18.67	19.60	20.58	21.61	22.69	23.82
BIWEEKLY		1,194.88	1,254.40	1,317.12	1,383.04	1,452.16	1,524.48
MONTHLY		2,588.91	2,717.87	2,853.76	2,996.59	3,146.35	3,303.04
ANNUAL		31,066.88	32,614.40	34,245.12	35,959.04	37,756.16	39,636.48
CDD/PW OFFICE SUPERVISOR							
HOURLY	40	16.53	17.36	18.23	19.14	20.10	21.11
BIWEEKLY		1,322.40	1,388.80	1,458.40	1,531.20	1,608.00	1,688.80
MONTHLY		2,865.20	3,009.07	3,159.87	3,317.60	3,484.00	3,659.07
ANNUAL		34,382.40	36,108.80	37,918.40	39,811.20	41,808.00	43,908.80

MASTER TOWN OF PARADISE SALARY PAY PLAN FISCAL YEAR 2010-11**FY 2010-11 EFFECTIVE AS OF JULY 1, 2010**

Position Title	Hours/ Week	A Step	B Step	C Step	D Step	E Step	F Step
DEPUTY TOWN CLERK							
HOURLY	28	15.17	15.93	16.73	17.57	18.45	19.37
BIWEEKLY		849.52	892.08	936.88	983.92	1,033.20	1,084.72
MONTHLY		1,840.63	1,932.84	2,029.91	2,131.83	2,238.60	2,350.23
ANNUAL		22,087.52	23,194.08	24,358.88	25,581.92	26,863.20	28,202.72
ASSISTANT TOWN CLERK							
HOURLY	40	25.55	26.83	28.17	29.58	31.06	32.61
BIWEEKLY		2,044.00	2,146.40	2,253.60	2,366.40	2,484.80	2,608.80
MONTHLY		4,428.67	4,650.53	4,882.80	5,127.20	5,383.73	5,652.40
ANNUAL		53,144.00	55,806.40	58,593.60	61,526.40	64,604.80	67,828.80
HOUSING COORDINATOR							
HOURLY	30	15.71	16.50	17.33	18.20	19.11	20.07
BIWEEKLY		942.60	990.00	1,039.80	1,092.00	1,146.60	1,204.20
MONTHLY		2,042.30	2,145.00	2,252.90	2,366.00	2,484.30	2,609.10
ANNUAL		24,507.60	25,740.00	27,034.80	28,392.00	29,811.60	31,309.20
FINANCIAL SERVICES CLERK I							
HOURLY	30	10.90	11.45	12.02	12.62	13.25	13.91
BIWEEKLY		654.00	687.00	721.20	757.20	795.00	834.60
MONTHLY		1,417.00	1,488.50	1,562.60	1,640.60	1,722.50	1,808.30
ANNUAL		17,004.00	17,862.00	18,751.20	19,687.20	20,670.00	21,699.60
SENIOR FINANCIAL SERVICES CLERK							
HOURLY	36	13.79	14.48	15.20	15.96	16.76	17.60
BIWEEKLY		992.88	1,042.56	1,094.40	1,149.12	1,206.72	1,267.20
MONTHLY		2,151.24	2,258.88	2,371.20	2,489.76	2,614.56	2,745.60
ANNUAL		25,814.88	27,106.56	28,454.40	29,877.12	31,374.72	32,947.20
FINANCE SUPERVISOR							
HOURLY	40	25.55	26.83	28.17	29.58	31.06	32.61
BIWEEKLY		2,044.00	2,146.40	2,253.60	2,366.40	2,484.80	2,608.80
MONTHLY		4,428.67	4,650.53	4,882.80	5,127.20	5,383.73	5,652.40
ANNUAL		53,144.00	55,806.40	58,593.60	61,526.40	64,604.80	67,828.80

MASTER TOWN OF PARADISE SALARY PAY PLAN FISCAL YEAR 2010-11

FY 2010-11 EFFECTIVE AS OF JULY 1, 2010

Position Title	Hours/ Week	A Step	B Step	C Step	D Step	E Step	F Step
PUBLIC WORKS MAINTENANCE WORKER I							
HOURLY	36	13.20	13.87	14.56	15.29	16.05	16.85
BIWEEKLY		950.40	998.64	1,048.32	1,100.88	1,155.60	1,213.20
MONTHLY		2,059.20	2,163.72	2,271.36	2,385.24	2,503.80	2,628.60
ANNUAL		24,710.40	25,964.64	27,256.32	28,622.88	30,045.60	31,543.20
PUBLIC WORKS MAINTENANCE WORKER I							
HOURLY	40	13.20	13.87	14.56	15.29	16.05	16.85
BIWEEKLY		1,056.00	1,109.60	1,164.80	1,223.20	1,284.00	1,348.00
MONTHLY		2,288.00	2,404.13	2,523.73	2,650.27	2,782.00	2,920.67
ANNUAL		27,456.00	28,849.60	30,284.80	31,803.20	33,384.00	35,048.00
PUBLIC WORKS MAINTENANCE WORKER II							
HOURLY	40	13.87	14.57	15.30	16.07	16.87	17.71
BIWEEKLY		1,109.60	1,165.60	1,224.00	1,285.60	1,349.60	1,416.80
MONTHLY		2,404.13	2,525.47	2,652.00	2,785.47	2,924.13	3,069.73
ANNUAL		28,849.60	30,305.60	31,824.00	33,425.60	35,089.60	36,836.80
PUBLIC WORKS MAINTENANCE WORKER III							
HOURLY	36	15.30	16.07	16.87	17.71	18.60	19.53
BIWEEKLY		1,101.60	1,157.04	1,214.64	1,275.12	1,339.20	1,406.16
MONTHLY		2,386.80	2,506.92	2,631.72	2,762.76	2,901.60	3,046.68
ANNUAL		28,641.60	30,083.04	31,580.64	33,153.12	34,819.20	36,560.16
PUBLIC WORKS MAINTENANCE SUPERVISOR							
HOURLY	40	24.80	26.04	27.34	28.71	30.15	31.66
BIWEEKLY		1,984.00	2,083.20	2,187.20	2,296.80	2,412.00	2,532.80
MONTHLY		4,298.67	4,513.60	4,738.93	4,976.40	5,226.00	5,487.73
ANNUAL		51,584.00	54,163.20	56,867.20	59,716.80	62,712.00	65,852.80
ENVIRONMENTAL SERVICES SPECIALIST							
HOURLY	40	14.51	15.24	16.00	16.80	17.64	18.52
BIWEEKLY		1,160.80	1,219.20	1,280.00	1,344.00	1,411.20	1,481.60
MONTHLY		2,515.07	2,641.60	2,773.33	2,912.00	3,057.60	3,210.13
ANNUAL		30,180.80	31,699.20	33,280.00	34,944.00	36,691.20	38,521.60

MASTER TOWN OF PARADISE SALARY PAY PLAN FISCAL YEAR 2010-11

FY 2010-11 EFFECTIVE AS OF JULY 1, 2010

Position Title	Hours/ Week	A Step	B Step	C Step	D Step	E Step	F Step
ASSISTANT ONSITE SANITARY OFFICIAL							
HOURLY	40	18.46	19.38	20.35	21.37	22.44	23.56
BIWEEKLY		1,476.80	1,550.40	1,628.00	1,709.60	1,795.20	1,884.80
MONTHLY		3,199.73	3,359.20	3,527.33	3,704.13	3,889.60	4,083.73
ANNUAL		38,396.80	40,310.40	42,328.00	44,449.60	46,675.20	49,004.80
ONSITE SANITARY OFFICIAL							
HOURLY	40	25.55	26.83	28.17	29.58	31.06	32.61
BIWEEKLY		2,044.00	2,146.40	2,253.60	2,366.40	2,484.80	2,608.80
MONTHLY		4,428.67	4,650.53	4,882.80	5,127.20	5,383.73	5,652.40
ANNUAL		53,144.00	55,806.40	58,593.60	61,526.40	64,604.80	67,828.80
SENIOR BUILDING INSPECTOR							
HOURLY	40	17.72	18.61	19.54	20.52	21.55	22.63
BIWEEKLY		1,417.60	1,488.80	1,563.20	1,641.60	1,724.00	1,810.40
MONTHLY		3,071.47	3,225.73	3,386.93	3,556.80	3,735.33	3,922.53
ANNUAL		36,857.60	38,708.80	40,643.20	42,681.60	44,824.00	47,070.40
ASSISTANT PLANNER							
HOURLY	40	17.72	18.61	19.54	20.52	21.55	22.63
BIWEEKLY		1,417.60	1,488.80	1,563.20	1,641.60	1,724.00	1,810.40
MONTHLY		3,071.47	3,225.73	3,386.93	3,556.80	3,735.33	3,922.53
ANNUAL		36,857.60	38,708.80	40,643.20	42,681.60	44,824.00	47,070.40
BUILDING PERMIT TECHNICIAN							
HOURLY	36	12.62	13.25	13.91	14.61	15.34	16.11
BIWEEKLY		908.64	954.00	1,001.52	1,051.92	1,104.48	1,159.92
MONTHLY		1,968.72	2,067.00	2,169.96	2,279.16	2,393.04	2,513.16
ANNUAL		23,624.64	24,804.00	26,039.52	27,349.92	28,716.48	30,157.92
CDD/PW PROJECTS COORDINATOR							
HOURLY	40	20.85	21.89	22.98	24.13	25.34	26.61
BIWEEKLY		1,668.00	1,751.20	1,838.40	1,930.40	2,027.20	2,128.80
MONTHLY		3,614.00	3,794.27	3,983.20	4,182.53	4,392.27	4,612.40
ANNUAL		43,368.00	45,531.20	47,798.40	50,190.40	52,707.20	55,348.80

MASTER TOWN OF PARADISE SALARY PAY PLAN FISCAL YEAR 2010-11

FY 2010-11 EFFECTIVE AS OF JULY 1, 2010

Position Title	Hours/ Week	A Step	B Step	C Step	D Step	E Step	F Step
CONSTRUCTION INSPECTOR							
HOURLY	40	14.66	15.39	16.16	16.97	17.82	18.71
BIWEEKLY		1,172.80	1,231.20	1,292.80	1,357.60	1,425.60	1,496.80
MONTHLY		2,541.07	2,667.60	2,801.07	2,941.47	3,088.80	3,243.07
ANNUAL		30,492.80	32,011.20	33,612.80	35,297.60	37,065.60	38,916.80
ASSOCIATE ENGINEER							
HOURLY	40	29.38	30.85	32.39	34.01	35.71	37.50
BIWEEKLY		2,350.40	2,468.00	2,591.20	2,720.80	2,856.80	3,000.00
MONTHLY		5,092.53	5,347.33	5,614.27	5,895.07	6,189.73	6,500.00
ANNUAL		61,110.40	64,168.00	67,371.20	70,740.80	74,276.80	78,000.00
ASSISTANT PUBLIC WORKS/ENGINEERING DIRECTOR							
HOURLY	40	25.55	26.83	28.17	29.58	31.06	32.61
BIWEEKLY		2,044.00	2,146.40	2,253.60	2,366.40	2,484.80	2,608.80
MONTHLY		4,428.67	4,650.53	4,882.80	5,127.20	5,383.73	5,652.40
ANNUAL		53,144.00	55,806.40	58,593.60	61,526.40	64,604.80	67,828.80
SENIOR CODE ENFORCEMENT OFFICER							
HOURLY	32	20.02	21.02	22.07	23.17	24.33	25.55
BIWEEKLY		1,281.28	1,345.28	1,412.48	1,482.88	1,557.12	1,635.20
MONTHLY		2,776.11	2,914.77	3,060.37	3,212.91	3,373.76	3,542.93
ANNUAL		33,313.28	34,977.28	36,724.48	38,554.88	40,485.12	42,515.20

MASTER TOWN OF PARADISE SALARY PAY PLAN FISCAL YEAR 2010-11

FY 2010-11 EFFECTIVE AS OF JULY 1, 2010

Position Title	Hours/ Week	A Step	B Step	C Step	D Step	E Step	F Step
ANIMAL SHELTER ASSISTANT							
HOURLY	18	8.36	8.78	9.22	9.68	10.16	
BIWEEKLY		300.96	316.08	331.92	348.48	365.76	
MONTHLY		652.08	684.84	719.16	755.04	792.48	
ANNUAL		7,824.96	8,218.08	8,629.92	9,060.48	9,509.76	
ANIMAL CONTROL OFFICER							
HOURLY	36	12.24	12.85	13.49	14.16	14.87	15.61
BIWEEKLY		881.28	925.20	971.28	1,019.52	1,070.64	1,123.92
MONTHLY		1,909.44	2,004.60	2,104.44	2,208.96	2,319.72	2,435.16
ANNUAL		22,913.28	24,055.20	25,253.28	26,507.52	27,836.64	29,221.92
ANIMAL CONTROL SUPERVISOR							
HOURLY	40	14.88	15.62	16.40	17.22	18.08	18.98
BIWEEKLY		1,190.40	1,249.60	1,312.00	1,377.60	1,446.40	1,518.40
MONTHLY		2,579.20	2,707.47	2,842.67	2,984.80	3,133.87	3,289.87
ANNUAL		30,950.40	32,489.60	34,112.00	35,817.60	37,606.40	39,478.40
POLICE OFFICER							
HOURLY	40	19.70	20.69	21.72	22.81	23.95	25.15
BIWEEKLY		1,576.00	1,655.20	1,737.60	1,824.80	1,916.00	2,012.00
MONTHLY		3,414.67	3,586.27	3,764.80	3,953.73	4,151.33	4,359.33
ANNUAL		40,976.00	43,035.20	45,177.60	47,444.80	49,816.00	52,312.00
POLICE SERGEANT							
HOURLY	40	23.24	24.40	25.62	26.90	28.25	29.66
BIWEEKLY		1,859.20	1,952.00	2,049.60	2,152.00	2,260.00	2,372.80
MONTHLY		4,028.27	4,229.33	4,440.80	4,662.67	4,896.67	5,141.07
ANNUAL		48,339.20	50,752.00	53,289.60	55,952.00	58,760.00	61,692.80
POLICE LIEUTENANT							
HOURLY	40	29.91	31.41	32.98	34.63	36.36	38.18
BIWEEKLY		2,392.80	2,512.80	2,638.40	2,770.40	2,908.80	3,054.40
MONTHLY		5,184.40	5,444.40	5,716.53	6,002.53	6,302.40	6,617.87
ANNUAL		62,212.80	65,332.80	68,598.40	72,030.40	75,628.80	79,414.40

MASTER TOWN OF PARADISE SALARY PAY PLAN FISCAL YEAR 2010-11

FY 2010-11 EFFECTIVE AS OF JULY 1, 2010

Position Title	Hours/ Week	A Step	B Step	C Step	D Step	E Step	F Step
CRIMINAL RECORDS TECHNICIAN							
HOURLY	18	12.62	13.25	13.91	14.61	15.34	16.11
BIWEEKLY		454.32	477.00	500.76	525.96	552.24	579.96
MONTHLY		984.36	1,033.50	1,084.98	1,139.58	1,196.52	1,256.58
ANNUAL		11,812.32	12,402.00	13,019.76	13,674.96	14,358.24	15,078.96
PUBLIC SAFETY DISPATCHER							
HOURLY	40	14.87	15.61	16.39	17.21	18.07	18.97
BIWEEKLY		1,189.60	1,248.80	1,311.20	1,376.80	1,445.60	1,517.60
MONTHLY		2,577.47	2,705.73	2,840.93	2,983.07	3,132.13	3,288.13
ANNUAL		30,929.60	32,468.80	34,091.20	35,796.80	37,585.60	39,457.60
SENIOR PUBLIC SAFETY DISPATCHER							
HOURLY	40	17.22	18.08	18.98	19.93	20.93	21.98
BIWEEKLY		1,377.60	1,446.40	1,518.40	1,594.40	1,674.40	1,758.40
MONTHLY		2,984.80	3,133.87	3,289.87	3,454.53	3,627.87	3,809.87
ANNUAL		35,817.60	37,606.40	39,478.40	41,454.40	43,534.40	45,718.40
COMMUNICATION RECORDS SUPERVISOR							
HOURLY	40	18.96	19.91	20.91	21.96	23.06	24.21
BIWEEKLY		1,516.80	1,592.80	1,672.80	1,756.80	1,844.80	1,936.80
MONTHLY		3,286.40	3,451.07	3,624.40	3,806.40	3,997.07	4,196.40
ANNUAL		39,436.80	41,412.80	43,492.80	45,676.80	47,964.80	50,356.80
COMMUNITY SERVICE OFFICER II							
HOURLY	36	12.48	13.10	13.76	14.45	15.17	15.93
BIWEEKLY		898.56	943.20	990.72	1,040.40	1,092.24	1,146.96
MONTHLY		1,946.88	2,043.60	2,146.56	2,254.20	2,366.52	2,485.08
ANNUAL		23,362.56	24,523.20	25,758.72	27,050.40	28,398.24	29,820.96
COMMUNITY SERVICE OFFICER III							
HOURLY	40	15.86	16.65	17.48	18.35	19.27	20.23
BIWEEKLY		1,268.80	1,332.00	1,398.40	1,468.00	1,541.60	1,618.40
MONTHLY		2,749.07	2,886.00	3,029.87	3,180.67	3,340.13	3,506.53
ANNUAL		32,988.80	34,632.00	36,358.40	38,168.00	40,081.60	42,078.40

MASTER TOWN OF PARADISE SALARY PAY PLAN FISCAL YEAR 2010-11

FY 2010-11 EFFECTIVE AS OF JULY 1, 2010

Position Title	Hours/ Week	A Step	B Step	C Step	D Step	E Step	F Step
-------------------	----------------	-----------	-----------	-----------	-----------	-----------	-----------

CIVILIAN FIRE PREVENTION INSPECTOR

HOURLY	18	10.14	10.65	11.18	11.74	12.33	
BIWEEKLY		365.04	383.40	402.48	422.64	443.88	
MONTHLY		790.92	830.70	872.04	915.72	961.74	
ANNUAL		9,491.04	9,968.40	10,464.48	10,988.64	11,540.88	

CIVILIAN FIRE PREVENTION INSPECTOR

HOURLY	32	10.14	10.65	11.18	11.74	12.33	12.95
BIWEEKLY		648.96	681.60	715.52	751.36	789.12	828.80
MONTHLY		1,406.08	1,476.80	1,550.29	1,627.95	1,709.76	1,795.73
ANNUAL		16,872.96	17,721.60	18,603.52	19,535.36	20,517.12	21,548.80

ASST. FIRE MARSHAL / BUILDING OFFICIAL

HOURLY	28	25.55	26.83	28.17	29.58	31.06	32.61
BIWEEKLY		1,430.80	1,502.48	1,577.52	1,656.48	1,739.36	1,826.16
MONTHLY		3,100.07	3,255.37	3,417.96	3,589.04	3,768.61	3,956.68
ANNUAL		37,200.80	39,064.48	41,015.52	43,068.48	45,223.36	47,480.16

FIREFIGHTER - Trainee

HOURLY	40	18.26	19.17	20.13	21.14	22.20	23.31
BIWEEKLY		1,460.80	1,533.60	1,610.40	1,691.20	1,776.00	1,864.80
MONTHLY		3,165.07	3,322.80	3,489.20	3,664.27	3,848.00	4,040.40
ANNUAL		37,980.80	39,873.60	41,870.40	43,971.20	46,176.00	48,484.80

FIREFIGHTER

HOURLY	56	13.04	13.69	14.37	15.09	15.84	16.63
BIWEEKLY		1,460.48	1,533.28	1,609.44	1,690.08	1,774.08	1,862.56
MONTHLY		3,164.37	3,322.11	3,487.12	3,661.84	3,843.84	4,035.55
ANNUAL		37,972.48	39,865.28	41,845.44	43,942.08	46,126.08	48,426.56

MASTER TOWN OF PARADISE SALARY PAY PLAN FISCAL YEAR 2010-11

FY 2010-11 EFFECTIVE AS OF JULY 1, 2010

Position Title	Hours/ Week	A Step	B Step	C Step	D Step	E Step	F Step
FIRE ENGINEER - Trainer							
HOURLY	40	21.17	22.23	23.34	24.51	25.74	27.03
BIWEEKLY		1,693.60	1,778.40	1,867.20	1,960.80	2,059.20	2,162.40
MONTHLY		3,669.47	3,853.20	4,045.60	4,248.40	4,461.60	4,685.20
ANNUAL		44,033.60	46,238.40	48,547.20	50,980.80	53,539.20	56,222.40
FIRE ENGINEER							
HOURLY	56	15.11	15.87	16.66	17.49	18.36	19.28
BIWEEKLY		1,692.32	1,777.44	1,865.92	1,958.88	2,056.32	2,159.36
MONTHLY		3,666.69	3,851.12	4,042.83	4,244.24	4,455.36	4,678.61
ANNUAL		44,000.32	46,213.44	48,513.92	50,930.88	53,464.32	56,143.36
FIRE CAPTAIN - Trainer							
HOURLY	40	23.33	24.50	25.73	27.02	28.37	29.79
BIWEEKLY		1,866.40	1,960.00	2,058.40	2,161.60	2,269.60	2,383.20
MONTHLY		4,043.87	4,246.67	4,459.87	4,683.47	4,917.47	5,163.60
ANNUAL		48,526.40	50,960.00	53,518.40	56,201.60	59,009.60	61,963.20
FIRE CAPTAIN							
HOURLY	56	16.67	17.50	18.38	19.30	20.27	21.28
BIWEEKLY		1,867.04	1,960.00	2,058.56	2,161.60	2,270.24	2,383.36
MONTHLY		4,045.25	4,246.67	4,460.21	4,683.47	4,918.85	5,163.95
ANNUAL		48,543.04	50,960.00	53,522.56	56,201.60	59,026.24	61,967.36
FIRE BATTALION CHIEF							
HOURLY	56	21.29	22.35	23.47	24.64	25.87	27.16
BIWEEKLY		2,384.48	2,503.20	2,628.64	2,759.68	2,897.44	3,041.92
MONTHLY		5,166.37	5,423.60	5,695.39	5,979.31	6,277.79	6,590.83
ANNUAL		61,996.48	65,083.20	68,344.64	71,751.68	75,333.44	79,089.92

MASTER TOWN OF PARADISE SALARY PAY PLAN FISCAL YEAR 2010-11

FY 2010-11 EFFECTIVE AS OF JULY 1, 2010

Position Title	Hours/ Week	A Step	B Step	C Step	D Step	E Step	F Step
-------------------	----------------	-----------	-----------	-----------	-----------	-----------	-----------

HUMAN RESOURCES & RISK MANAGER (960 hrs/yr contract)

HOURLY	18	60.50					
--------	----	-------	--	--	--	--	--

FLEET MANAGER

HOURLY	40	24.97	26.22	27.53	28.91	30.36	31.88
BIWEEKLY		1,997.60	2,097.60	2,202.40	2,312.80	2,428.80	2,550.40
MONTHLY		4,328.13	4,544.80	4,771.87	5,011.07	5,262.40	5,525.87
ANNUAL		51,937.60	54,537.60	57,262.40	60,132.80	63,148.80	66,310.40

INFORMATION TECHNOLOGY MANAGER

HOURLY	40	31.31	32.88	34.52	36.25	38.06	39.96
BIWEEKLY		2,504.80	2,630.40	2,761.60	2,900.00	3,044.80	3,196.80
MONTHLY		5,427.07	5,699.20	5,983.47	6,283.33	6,597.07	6,926.40
ANNUAL		65,124.80	68,390.40	71,801.60	75,400.00	79,164.80	83,116.80

SPECIAL PROJECTS MANAGER (960 hrs/yr contract)

HOURLY	18	52.00					
--------	----	-------	--	--	--	--	--

TOWN CLERK / RDA SECRETARY

HOURLY	40	33.50	35.18	36.94	38.79	40.73	42.77
BIWEEKLY		2,680.00	2,814.40	2,955.20	3,103.20	3,258.40	3,421.60
MONTHLY		5,806.67	6,097.87	6,402.93	6,723.60	7,059.87	7,413.47
ANNUAL		69,680.00	73,174.40	76,835.20	80,683.20	84,718.40	88,961.60

COMMUNITY DEVELOPMENT DIRECTOR

HOURLY	40	33.50	35.18	36.94	38.79	40.73	42.77
BIWEEKLY		2,680.00	2,814.40	2,955.20	3,103.20	3,258.40	3,421.60
MONTHLY		5,806.67	6,097.87	6,402.93	6,723.60	7,059.87	7,413.47
ANNUAL		69,680.00	73,174.40	76,835.20	80,683.20	84,718.40	88,961.60

PUBLIC WORKS DIRECTOR/TOWN ENGINEER

HOURLY	40	33.50	35.18	36.94	38.79	40.73	42.77
BIWEEKLY		2,680.00	2,814.40	2,955.20	3,103.20	3,258.40	3,421.60
MONTHLY		5,806.67	6,097.87	6,402.93	6,723.60	7,059.87	7,413.47
ANNUAL		69,680.00	73,174.40	76,835.20	80,683.20	84,718.40	88,961.60

MASTER TOWN OF PARADISE SALARY PAY PLAN FISCAL YEAR 2010-11

FY 2010-11 EFFECTIVE AS OF JULY 1, 2010

Position Title	Hours/ Week	A Step	B Step	C Step	D Step	E Step	F Step
FIRE CHIEF / FIRE MARSHAL / BUILDING OFFICIAL							
HOURLY	40	37.21	39.07	41.02	43.07	45.22	47.48
BIWEEKLY		2,976.80	3,125.60	3,281.60	3,445.60	3,617.60	3,798.40
MONTHLY		6,449.73	6,772.13	7,110.13	7,465.47	7,838.13	8,229.87
ANNUAL		77,396.80	81,265.60	85,321.60	89,585.60	94,057.60	98,758.40
POLICE CHIEF							
HOURLY	40	37.21	39.07	41.02	43.07	45.22	47.48
BIWEEKLY		2,976.80	3,125.60	3,281.60	3,445.60	3,617.60	3,798.40
MONTHLY		6,449.73	6,772.13	7,110.13	7,465.47	7,838.13	8,229.87
ANNUAL		77,396.80	81,265.60	85,321.60	89,585.60	94,057.60	98,758.40
FINANCE DIRECTOR/TREASURER							
HOURLY	40	33.50	35.18	36.94	38.79	40.73	42.77
BIWEEKLY		2,680.00	2,814.40	2,955.20	3,103.20	3,258.40	3,421.60
MONTHLY		5,806.67	6,097.87	6,402.93	6,723.60	7,059.87	7,413.47
ANNUAL		69,680.00	73,174.40	76,835.20	80,683.20	84,718.40	88,961.60
ASST. TOWN MANAGER / BUS & HOUSING SERVICES DIR. / ASST. RDA DIR.							
HOURLY	40	41.04	43.09	45.24	47.50	49.88	52.37
BIWEEKLY		3,283.20	3,447.20	3,619.20	3,800.00	3,990.40	4,189.60
MONTHLY		7,113.60	7,468.93	7,841.60	8,233.33	8,645.87	9,077.47
ANNUAL		85,363.20	89,627.20	94,099.20	98,800.00	103,750.40	108,929.60
TOWN MANAGER/RDA EXECUTIVE DIRECTOR							
HOURLY	40	48.45	50.87	53.41	56.08	58.88	61.82
BIWEEKLY		3,876.00	4,069.60	4,272.80	4,486.40	4,710.40	4,945.60
MONTHLY		8,398.00	8,817.47	9,257.73	9,720.53	10,205.87	10,715.47
ANNUAL		100,776.00	105,809.60	111,092.80	116,646.40	122,470.40	128,585.60