

---

**FISCAL YEAR 2012/2013 BUDGETS**

**TOWN OF PARADISE & SUCCESSOR AGENCY TO THE  
PARADISE REDEVELOPMENT AGENCY**

Approved by the Town Council

July 31, 2012

---

**TABLE OF CONTENTS**

**1. INTRODUCTION**

<a href="#">a.</a>	(1) 2012/2013 Budget Message	(p. 7)
	(2) Personnel & Salary Plan	
	Full Time Equivalent (FTE) Summary	(p. 30)
	Salary Pay Plan & Resolution	(p. 31)
	(3) All Funds Summary	(p. 52)
	(4) General Fund	(p. 65)
	(5) PowerPoint Budget Presentation	(p. 77)

**2. TOWN DEPARTMENTS & SUCCESSOR AGENCY**

<a href="#">2a.</a>	Town Council	(p.104)
<a href="#">2b.</a>	Town Clerk	(p. 108)
<a href="#">2c.</a>	Town Manager	(p. 113)
<a href="#">2d.</a>	Emergency Operations Center (EOC)	(p. 117)
<a href="#">2e.</a>	Human Resources/Risk Management	(p. 121)

<u>2f.</u>	Business & Housing Services	(p. 125)
	(1) Business & Housing Services Fund 2160	(p. 126)
	(2) HUD Loan Fund 2161	(p. 131)
	(3) HOME Loan Fund 2162	(p. 133)
	(4) Cal Home Loan Fund 2163	(p. 135)
	(5) CDBG Fund 2300	(p. 136)
	(6) Cal Home Fund 2409	(p. 148)
	(7) 2010 Home Grant Fund 2610	(p. 149)
	(8) 2011 Home Grant Fund 2611	(p. 151)
<u>2g.</u>	Legal Services	(p. 152)
<u>2h.</u>	Finance	(p. 156)
<u>2i.</u>	Police Department	(p. 160)
	(1) Police Administration	(p. 161)
	(2) Police Operations	(p. 168)
	(3) Police Communications	(p. 174)
	(4) Animal Control	(p. 178)
<u>2j.</u>	Fleet Management	(p. 185)
<u>2k.</u>	Fire Department	(p. 190)
	(1) Fire Administration	(p. 191)
	(2) Fire Suppression	(p. 197)
	(3) Fire Volunteers	(p. 203)
<u>2l.</u>	Community Development	(p. 206)
	(1) Planning	(p. 207)
	(2) Waste Management	(p. 211)
	(3) Building Safety & Waste Water Services	(p. 214)
	(4) Abandoned Vehicle Abatement (AVA)	(p. 221)

<u>2m.</u>	Public Works	(p. 224)	
	(1) Engineering	(p. 225)	
	(2) Paradise Community Park	(p. 231)	
	(3) Public Facilities	(p. 235)	
	(4) Gas Tax/Streets Maintenance	(p. 238)	
	(5) Transit Operations	(p. 248)	
<u>2n.</u>	Central Services	(p. 253)	
<u>2o.</u>	Capital Improvement Projects	(p. 261)	
	(1) CIP Resolution	(p. 262)	
	(2) CIP Plan	(p. 265)	
	(3) CIP Fund	(p. 265)	
<u>2p.</u>	Successor Agency to the Paradise Redevelopment Agency		(p. 266)
	(1) Successor Agency Non-Housing	(p. 267)	
	(2) Successor Agency Housing	(p. 271)	
	(3) Successor Agency Resolution		

### **3. TOWN COUNCIL & SUCCESSOR AGENCY RESOLUTIONS**

<u>3a.</u>	(1) Resolution No. 12-23 Final Appropriations FY 2012/2013	(p. 274)
	(2) Resolution No. 12-24 Appropriations Limit	(p. 278)
	(3) Resolution No. 12-25 General Fund Reserves	(p. 281)
	(4) Resolution No. 12-26 Salary Pay Plan & Resolution	(p. 285)
	(5) Resolution No. 12-27 Capital Improvement Plan & Resolution	(p. 304)
	(6) Successor Agency Resolution No. 12-02 FY 2012/2013 Budget	(p. 307)

# TOWN OF PARADISE CALIFORNIA



## FINAL BUDGET FISCAL YEAR 2012/2013 OPERATING AND CAPITAL BUDGET

# **TOWN OF PARADISE**

Incorporated November 27, 1979

## **FINAL BUDGET FISCAL YEAR 2012/2013**

---

### **TOWN COUNCIL**

**Steve “Woody” Culleton, Mayor     Tim Titus, Vice Mayor**  
**Scott Lotter, Council Member     Alan White, Council Member**  
**Joe DiDuca, Council Member**

---

### **MANAGEMENT TEAM**

**Charles L. Rough, Jr., Town Manager**  
**Lauren Gill, Asst. Town Manager/Development Services Director**  
**Joanna Gutierrez, Town Clerk**  
**Dwight L. Moore, Town Attorney**  
**Gina Will, Finance Director/Town Treasurer**  
**Gabriela Tazzari, Acting Police Chief**  
**Rob Cone, Interim Fire Chief**  
**Craig Baker, Community Development/Planning Director**

FY 2012/2013

Town Manager's  
Budget Message

## **TOWN MANAGER'S BUDGET MESSAGE**

**July 26, 2012**

**TO: MAYOR STEVE CULLETON AND MEMBERS OF THE TOWN COUNCIL  
FROM: CHARLES ROUGH, TOWN MANAGER**

**SUBJECT: SUBMITTAL OF PROPOSED FISCAL YEAR 2012/13 BUDGET**

### **INTRODUCTION:**

This represents my last proposed budget and budget message to the Town Council as your Town Manager, and because of that, my budget message will not only concentrate on the presentation of the proposed, current FY 2012/13 Budget that's before you for your review and consideration; but I will also take this opportunity to provide this Town Council, as well as the next duly constituted Town Council, with some observations and perspective relative to the future in terms of those issues and challenges, as well as opportunities, that in my considered opinion the Town needs to, at the very least seriously consider, if not pursue in order for this Town to not only merely survive, but surmount our current challenges.

The number of unanticipated, almost earth-shattering issues, factors, and developments, which have been mostly outside of our control, that this historically, financially constrained Town government has had to contend with and try to overcome during the last 18 years, especially, have taken in their totality, led to the financially fragile, weaker and more vulnerable position that the Town finds itself in 2012.

Since incorporation, this Town has been largely dependent on property taxes as its primary general fund revenue source, with the Town receiving a relatively small share of every dollar of property tax paid by Paradise taxpayers.

The Town's small share of the total property taxes collected in Paradise received a major setback when the State arbitrarily initiated the ERAF property tax shift raid on local governments, in 1994, which continues uninterrupted to this day. This initially resulted in an annual loss of \$ 300,000 in property tax revenue to the Town. This annual loss has now grown to a minimum of \$450,000 annually. As a result of this property tax shift, the Town of Paradise has lost a total of over \$ 6.5 million cumulatively in our Town's local

allocated property tax revenues so far to the State. What a difference this would have made for the Town, and its ability to deal with the constant economic and financial challenges the Town has had to contend with, had the Town not lost this sizable amount of its property tax revenue to the State.

However, the State's raids on our local government revenues didn't stop there. Since that huge loss of our local revenues, the State has at different times repeatedly raided the Town and other local governments in different forms to bail themselves out of their continual and never-ending state budget deficit crises.

For the Town of Paradise, these subsequent State raids on our funds included a smaller ERAF property tax shift in 2002, ERAF property tax raids on redevelopment in 2004, the "Triple Flip" Sales Tax for property tax swap in 2004/05, deferred animal control mandate reimbursements in 2004/05, deferred Gas Tax Funds for a year and a half starting in 2007/08, the State borrowing \$ 585,000 in property tax money in 2009/10 as part of Proposition 1A, Supplemental Educational Revenue Augmentation Funds (SERAF) in 2009/10 & 2010/11, further state raids on redevelopment in 2009/10, the State's dissolution of redevelopment, and the State takes Motor Vehicle In Lieu fees for COPS grant.

On top of these irresponsible and frustrating actions by a truly dysfunctional state government that really doesn't care about local government, and especially cities, the worst economic downturn, since the Great Depression, (and associated housing crisis), has delivered a tremendous blow to the Town's general fund revenues. The Town has lost a total of \$ 2.52 million in combined property tax, sales tax, and Motor Vehicle in Lieu fees (MVIL) due to the poor economy. In my opinion, any prospects for real economic recovery is several years away, at least, and even then, it will take years to make up for the losses we've sustained.

The Town, which has always been tight and lean in terms of both its finances and staffing, has taken a number of specific actions to further reduce spending when the effects of the 2007 economic recession started being felt in 2008, and revenues started on a downward trend. *In fact, the sheer scope and range of spending reduction and cost containment measures and actions taken by the Town of Paradise, since 2008, far exceed those of any other city government in this region.*

These actions and measures included the reduction of personnel and positions through normal attrition and consolidation of positions and operations throughout the organization, successfully negotiated "shared sacrifice" concessions with all of our employee groups



that resulted in employees paying their employee share of their PERS retirement, the establishment of a new PERS retirement tier for new hires employed after February, 2001, temporary salary cuts (12-18 months), establishment of a new vesting schedule for retiree medical for new hires employed after February, 2011, lay-offs (non-public safety personnel), and increased contracting to the private sector and other public agencies.

A third hit (and threat) to the Town's financial stability and fiscal solvency came to light in March, 2011, as a result of GASB 45 and an independent actuarial study that the Town Council commissioned to determine the Town's retiree medical unfunded liability. It turned out that the Town's retiree medical unfunded liability for both current and retired employees was an alarming \$ 45 million. Unless the Town acted immediately, it faced serious cash flow problems from an increasing "arc" (annual unfunded liability assessment) that would inevitably result in the Town's inability to function or operate fiscal insolvency.

The Town Council took three major steps that resulted in reducing the Town's retiree medical unfunded liability from the \$ 45 million to the present \$ 29.8 million. These included setting aside \$ 50,000 from reserves in an independently administered retiree medical trust; achieving medical caps based on 2012 rates with four of our six employee groups; and implementing further personnel reductions (i.e. normal attrition, retirement, lay-offs).

However, despite the tremendous progress made so far, the Town is by no means out of the woods in terms of the retiree medical unfunded liability problem. It still poses a real threat to the Town's future fiscal solvency. The remaining \$29.8 million retiree medical unfunded liability absolutely has to be further reduced in order to avoid further problems fiscally for the Town, especially before next fiscal year starts.

To that end, the Town has been in Transitional Memorandum of Understanding Agreement negotiations with the Paradise Firefighter's Association on a number of CAL FIRE transition benefit-related issues. One of the most important issues in these negotiations to the Town is to reach agreement on a medical cap, which would reduce the Town's retiree medical unfunded liability by another \$ 8.1 million.

Likewise, the Town has just formally entered into contract negotiations with the Paradise Police Officer's Association (POA), whose contract is up in November. Again, one of the most important issues on the table for the Town is to get the POA's agreement to a

medical cap from this last employee group, as well. If successful in reaching agreement with the POA on a medical cap, it would reduce the retiree medical unfunded liability by an additional \$ 3.97 million (based on 2012 rates).

Medical caps with these two groups would reduce the unfunded liability by another \$ 11.87 million. Yet, the remaining \$ 17.99 million should not be forgotten or ignored, and needs to be further reduced over time, when there is sufficient reserves to allow the town to sock away additional increments of \$ 50,000 to the retiree medical trust. The Town needs to get to the point in the future when the Town's trust account, comprised of the Town's cumulative contributions, plus interest earnings, is paying entirely for the costs of retiree medical, and relieving the Town's general fund department budgets and enterprise fund budgets from that financial burden. This is clearly not an issue that the Town can afford to ignore, or take its eye off for one minute.

This leads to another cautionary warning, and plea for the Town's continued vigilance. The recent news about the dismal earnings by PERS, and the recently completed public pension unfunded liability guidelines by the National Accounting Standards Board (which will begin to impact our independent audits starting in 2013/14), underscores the looming public pension unfunded liability crisis facing local, county and state governments across this nation.

Despite the Town's PERS Obligation Bond that reduced, as well as leveled off, our PERS retirement rates for a number of years and helped to reduce our overall PERS retirement unfunded liability; due to PERS losses, and it's overall unfunded liability, the Town has already begun to recently experience rising rate increases again. We can most certainly expect significant additional increases starting in July, 2013, with this latest low earnings news from PERS.

While Town employees pay for their employee share of their PERS retirement rates, based on their PERS qualifying income, (miscellaneous employees – 7%; public safety employees – 9%); the Town pays for the employer share (miscellaneous employees- 11.007%; miscellaneous employees 2<sup>nd</sup> tier – 7.846%; public safety employees – 26.212%; public safety 2<sup>nd</sup> tier – 20.057%).

This fiscal year alone, the Town is expending \$ 226,502 for miscellaneous employees and \$ 585,502 for public safety employees to cover the PERS employer share. Clearly, in light of the Town's financial situation, this is a Town expense that is quickly becoming fiscally unsustainable. It adversely impacts the Town overall budget and department budgets, as well as staffing levels and operations.

## Town Manager's Budget Message

-5-

For the good of the Town's fiscal stability, it's an increasing financial burden that needs to be reduced through the next round of the contract negotiation processes with all of our employee groups to minimize, if not offset, the impact of the PERS rate increases taking place now and in the future.

Despite our successful efforts, as well as tremendous progress at containing costs, reducing expenses, and cutting spending over the last four years, the progress made with these efforts have been continually undermined by a worsening economy and diminishing revenues. The result is a proposed Fiscal Year 2012/13 Budget that out of financial necessity can accurately be characterized as going from "bare bones" into the actual "bone marrow" of this town government organization, affecting not only our ability to function but to provide adequate, essential services to our community.

This is a very serious situation. As one who is generally optimistic, and still believes in my heart that there is a bright and better future for Paradise in the long term, I must admit that I have a deep concern over the prospects over the Town's ability to financially survive during the next few years, if general fund revenues don't improve; and in fact, further decline, or the State unexpectedly raids our local revenues again by sleight of hand, or in some other indirect form, or fashion.

In other words, in sharp contrast to our fiscally bankrupt and irresponsible federal and state governments, who continue to spend money they don't have, and actually do little if nothing to reduce real spending; the Town of Paradise has done it the right way by focusing on cutting expenditures, reducing spending, and containing future costs to deal with our declining revenue situation, while at the same time redefining how we maintain our public mission and provide our basic services. This is not meant to diminish the tremendous amount of time, energy, and effort that the Town is devoting to various business and economic growth and development initiatives, but the pay-off for our community and local economy with these efforts is long term, and the need for a change to our increasingly dismal revenue situation is immediate and now.

### OVERALL PROPOSED FY 2012/13 BUDGET HIGHLIGHTS:

Due to the continuing decline in general fund revenues, especially property taxes, the proposed general fund budget had to be brought in lower than FY 2011/12 expenditure levels. Each general fund department was given an expenditure target by the Town Manager and Finance Director to help in the overall effort to meet this much needed, reduced spending level, and to achieve our initial

objective to present the Town Council with a balanced general fund budget. We left it up to the departments how best to meet these targets, taking into consideration their respective operational and service demands. Most departments hit their targets or came very close, with the exception of the police department, but not for lack of trying. I will explain more fully during a discussion of the following overall, proposed budget highlights:

1. Fire Department

This proposed total fire department budget is based on the transition to a personnel services contract with CAL FIRE taking place by January 1, 2013. It includes both the estimated costs of transitioning our current fire personnel to CAL FIRE, as well as the estimated net savings that the Town will realize during this fiscal year from the CAL FIRE contract. The net savings from a contract with CAL FIRE combined with significant spending reductions in the fire department during the first six months of this fiscal year, including overtime, helps the department nearly reach its budget target. Equally, as important, this contract with CAL FIRE represents an enhanced level of fire protection for our community.

In the unfortunate event that a CAL FIRE Transitional MOU agreement cannot be reached between the Town and the Paradise Firefighter's Association, and the Town is left with no other choice but to retain its fire department personnel, then due to the very serious financial situation facing the Town; the Town will be unable to afford the fire department as it's presently constituted, and staffed, and deployed. At the very least, the Town will be left with no other alternative but to streamline the command structure of the department, reduce the number of fire personnel through the issuance of 60-day lay-off notices, and achieve through negotiations with the Paradise Firefighter's Association, going from a 56-hour to a 72-hour duty week.

We should know within the next two weeks which alternative the Town will be pursuing, and report accordingly back to the Town Council, which may involve a proposed, amended fire department budget that is based on the Town retaining its fire department personnel, and not contracting for CAL FIRE.

Finally, it should be pointed out that in order to help us further with getting the fire department budget near the needed target, CAL FIRE voluntarily agreed not to charge the Town for services of our contracted fire chief during this first six month transition period

## Town Manager's Budget Message

-7-

to CAL FIRE, which saves the Town \$ 84,000, and is reflected in this proposed, “transitioning to CAL FIRE budget.”

### 2. Police Department

Despite reductions that have been made to staffing within the police department in recent years, as well as the additional cutbacks in staffing proposed in this budget, because of declining general fund revenues, the bottom line is that the Town cannot afford the police department as its presently organized, constituted, and staffed.

This proposed budget includes maintaining four sergeants instead of the three that had been authorized last year, but which are still less than the authorized six sergeants several years ago; the assignment of a police officer level position to investigations as a detective; rather than a sergeant-level position; maintaining the senior dispatch position; keeping open a dispatch position for the balance of the fiscal year that becomes vacant after a retirement in October, the inability to staff a BINTF assigned officer for a second year, and the reduction of the number of authorized police patrol officer to 14 (which includes the school resource officer position that has been grant extended).

Even with these personnel cutbacks as well as other M&O reductions, the department was unable to reach the budget target for their department by \$ 131,821. The Town is seeking through formal meet and confer contract negotiations that just got underway the Police Officer's Association's help to achieve salary and benefit concessions that would reduce this \$131,821 by as much as \$ 99,670, which would get the Town much closer to a balanced budget, and avert the necessity to further reduce staffing through lay-offs, that would cause serious problems in terms of timely police service call response and officer safety. However, due to the gravity of the financial situation facing the Town lay-offs involving another dispatcher position and police patrol position may be unavoidable.

### 3. Engineering

Over the last year, the Town has not filled either its Town Engineer or Associate Civil Engineer positions, and instead as a stop gap measure, we have contracted engineering to a private firm. However, in the long term this approach is far more costly to the

## Town Manager's Budget Message

-8-

Town, in terms of actual direct dollar costs (\$ 100 per hour vs. \$ 46.59 per hour - salary & benefits combined), less flexibility and hours worked and focused per week on private development review, capital project design, capital project recovery costs, and the pursuit of new federal and state grant capital project monies for streets, roads and infrastructure improvements (including the wastewater collection system project). Therefore, this proposed budget takes the more cost-effective and inexpensive approach by restoring an in-house associate civil engineer with 91% of the position funded through the Gas Tax Fund.

### 4. HR/Risk Management Analyst

Our HR/Risk Management Analyst has voluntarily requested a reduction of her hours from 32-per week to 28-hours per week, and that request is reflected in the proposed budget.

### 5. Town Management

Last June, I proposed a Town Manager transition plan that would represent a significant savings to the general fund for both Fiscal Year's 2011/12 and 2012/13 because of the critical financial situation that I knew the Town would be facing during both fiscal years, and that I felt then, as I do now, represented a fiscally prudent approach for a smooth transition to a new permanent town manager to eventually succeed me.

This plan, which was conceptually approved by the Town last June, included my serving as Interim Town Manager, on a part-time basis from January 1, 2012 to December 31, 2012; and our highly qualified, skilled, and very capable Asst. Town Manager serving as Acting Town Manager, from January 1, 2013 to June 30, 2013, while the newly constituted Town Council went through an open and promotional recruitment and selection process for a permanent Town Manager, who would be appointed and on board starting Fiscal Year 2013/14.

Taking this prudent approach would avoid the cost impact of a new town manager during this fiscal year, which the Town really can't afford, especially at a time when the Town is still running a general fund deficit, and might be facing potential lay-offs involving reductions to public safety personnel. During this six-month period, 93% of the Acting Town Manager position would be funded by funds other than the general fund, which underscores further the advantage of taking this approach for the last six

months of this current fiscal year.

At the same time that I leave at the end of December, 2012, my outstanding part-time executive assistant is retiring as well. In addition, the full-time Business & Housing Division's Administrative Analyst is relocating out of the area in September. Therefore, the proposed budget recommends a further cost-saving consolidation of the two positions into a newly established full-time Administrative Assistant II position (which is at a lower salary range) that would work out of the Town Manager's Office, effective January 1, 2013. This position would be funded 30% from the general fund and 70% from other funds, which nets the general fund additional savings.

6. There are no cost-of-living increases for any Town employee this fiscal year.
7. The proposed budget reflects the latest 18-month, 5% contractually agreed to salary cut by the Confidential Mid-Management and General Employees Units, which expires December 31, 2012. Effective, January 1, 2013, these employees will be restored to their previous salary level.
8. The proposed budget reflects the salary concessions by the Management and Police-Mid-Management Groups, which continues through this current fiscal year.
9. Animal Control/Animal Shelter – The Council is well aware of the financial problems facing the Animal Control/Animal Shelter Enterprise Fund and program in recent years; that Measure N funds was never sufficient to adequately cover the program's expenses; that the problems with declining general fund revenues and general fund budget deficits made it impossible for the Town to subsidize any longer what was established as a separate enterprise fund intended to stand on its own two feet financially; and that as a result of these circumstances, the Town was forced this last fiscal year to drastically reduce animal control and shelter staffing and the hours that the shelter was open to the public in order to bring revenues/income more in line with expenses.

Though these actions were absolutely necessary to protect the fiscal integrity of the Town, they clearly impacted our ability to adequately serve the public, especially in responding in a timely manner to various calls for service in the field (i.e. dead animal pick-ups, etc.). On top of that situation, the shelter suffered during this last fiscal year some temporary interruptions to shelter

staffing that have since been resolved. PASH played a crucial role in trying to fill gaps in temporary shelter staffing wherever appropriate.

The Council is further aware that it is unlikely that the State will ever pay the Town for the in excess of \$ 89,000 that the State owes the Town in state mandated reimbursements for the animal control/shelter program, and that this last year, staff investigated a number of possible options to our current animal control/shelter program, all of which turned out to be more expensive.

Utilizing animal control donations again this year, we are able to bring revenues/income in line with projected expenses for this enterprise fund, and actually establish a part-time animal control position, at 18-hours per week. This position would help cover the part of the week that is not presently covered for field enforcement and service call response by the 36-hour animal control officer and allow for back-up and support during times of illness or vacation. It won't result in any additional public hours for the shelter, but it does represent a step in the right direction to restoring some semblance of animal control field coverage and response throughout the week. Equally important, it doesn't impact the Town's general fund.

10. The Town Attorney agreed for the second year to reduce his contract by 10-hours per month.
11. Due to the lack of any for capital projects monies in the pipeline, the only capital project slated for this current fiscal year is the Pearson/Recreation Drive signalization project. It's imperative that the Town gets an engineer on board to go after more capital Projects funding to repair, rehabilitate and improve our Town's infrastructure, especially streets and roads.
12. Through the single-handed efforts of our Acting Police Chief, and the cooperation of PUSD with a \$ 25,000 match, we've been successful in securing grant funding to extend the school resource officer program, and to provide special youth intervention and diversion program funding for the Paradise Boys & Girls Club.
13. Due to our severe budget constraints in the general fund, there is no new fire apparatus recommended for purchase in this proposed budget. There are two new police vehicles included in the budget but their purchase will be held-up until in November if the State COPS grant will continue being funded.



## TOTAL PROPOSED (ALL) FUNDS BUDGET

### Overview:

The total proposed Fiscal Year 2012/13 Budget is \$ 16,477,330, which will leave a positive ending balance of \$ 3,418,885 by June 30, 2013. General Fund expenditures account for \$ 10,007,207 of total budget, and the capital improvement projects accounts for \$ 1,806,424 of total budget.

### Number of Personnel:

The total number of full-time equivalent (FTE) Town employees has been significantly reduced from 110.06, in 2008, to 83.95 in this current, proposed FY 2012/13 Budget, as a result of normal attrition & retirements and no backfilling of positions, consolidation of positions, hiring freezes, reduced hours, and lay-offs. The general fund supports the vast majority of the Town's total FTE employees, or 65.65 FTE employees.

The remaining 18.30 FTE employees are either funded entirely from our Town's other restricted or categorical funds, or on an allocated basis to these funds. These funds include Business & Housing Services, Building Safety & Wastewater Services Enterprise Fund, Gas Tax, Transit, Animal Control/Animal Shelter Enterprise Fund, and the Abandoned Vehicle Fund.

### Personnel Costs:

Total personnel costs (salaries and benefits) among all funds in the proposed budget amounts to \$ 7,786,696, and accounts for 47.3% of the Town's total budget (which as a percentage of the Town's total budget is the lowest it's been historically). Total personnel costs in the general fund amounts to \$ 6,287,559, or 62.8% (which as a percentage of total general fund budget is the lowest it's been historically).

Medical Insurance Costs:

The medical caps that the Town successfully negotiated with the Management, Confidential Mid-Management, Police Mid-Management, and General Employee units last year, will result in a zero increase in medical premium costs for the Town when rates go up on January 1, 2013. However, the Town will incur a 14.03% increase in medical premium costs as a result of no medical caps in place at this point with the employee members of the Paradise Police Officer's Association and the Paradise Firefighter's Association.

Medical caps with all of our employee groups is absolutely essential for the Town in order to get a handle on controlling and containing rising medical premium costs, to be able to afford to provide decent medical insurance coverage for our employees, their families and our retirees, and to avert going off our own fiscal cliff because we failed to reduce our retiree unfunded liability problem.

PERS Rates & PERS Obligation Bond:

The proposed current year budget includes the PERS rate increases for this fiscal year. Again, as stated before, we anticipate more PERS rate increases starting next July to cover for the most recent PERS earning losses, and its growing unfunded liability.

I have already shared with you the actual rates that we are paying this fiscal year, but the percentage increases are as follows:

- Miscellaneous employees – 7.6%
- Miscellaneous employees (2<sup>nd</sup> tier) – 1.5%
- Public Safety employees -6.8%
- Public Safety employees (2<sup>nd</sup> tier) -1.2%

Our fourth PERS Obligation Bond debt payment for the current fiscal year is \$ 835,000. The debt payment is allocated to various funds (based on the number of employees in each fund). The lion's share, or \$ 729,074 of this bond payment is borne by the general fund. The original intent of this bond was twofold: 1) to reduce and level off the huge PERS rate increases we were experiencing in the past, and 2) to reduce the Town's retirement unfunded liability by paying off our liability with PERS at the time. The bond succeeded on both counts, however, the continuing poor earnings performance by PERS, which is far below their earnings projections,

has resulted in another series of PERS rate increases with no end in sight. The combination of the annual bond payments, which will increase in the future, PERS rates that are climbing, and the loss of 2.52 million in general fund revenues since 2008, further adds to the tough situation the Town is facing financially.

Retiree Medical Unfunded Liability:

As stated in the introduction the Town's retiree medical unfunded liability has been reduced from & 45 million to \$ 29.8 million, and hopefully, we will be successful with our last two employee groups in further reducing the unfunded liability, and minimizing the adverse impacts and threat posed by the annual assessed "arc" on our ability to meet ongoing cash flow demands and obligations, and to financially operate and function.

General Liability & Worker's Compensation Coverage Costs:

Both our Town's general liability insurance and worker's compensation coverage are provided through the Northern California Cities Self-Insurance Fund (NCCSIF), of which we are a member.

General liability insurance premium costs for the current fiscal year is \$ 165,150. Our worker's compensation premium costs will be \$ 385,778, and are allocated to the various funds and departments.

## GENERAL FUND BUDGET

F.Y. 2011/12 Revenues & Expenses:

On the revenue side, our two major general fund revenue sources, property taxes and motor vehicle in lieu fees, continue to decline. There is a very minimal increase projected in sales tax revenues, but by and large sales tax revenues remain rather anemic in terms of overall growth. There is also growth in franchise fee income, but the Town has seen a huge decrease in revenues to the general fund

over the last number of years from user fees for specific services. In just the last two years this decrease has amounted to over \$ 150,000.

General Fund revenues for the current fiscal year are very conservatively estimated at \$ 9,242,822 (before transfers in), which is \$ 152,118 less than what we project for FY 2011/12, and \$ 469,947 less than audited year 2010/11. With transfers in, total General Fund revenues are \$ 9,846,031. We need to keep a watchful eye towards property tax receipts. We can't afford the kind of mid-year surprises and corrections that we've had at the mid-year point for the last two years, when receipts came in much lower than the very low projections that we initially estimated.

On the expense side, total General Fund expenditures are \$ 10,007,207. Despite the Town Manager's budget team and departments working together to eliminate over \$ 2 million in original department budget requests and reducing most department budgets below last year's spending levels, it's anticipated that there will be a General Fund deficit by June 30, 2013 amounting to \$ 161,176. The net effect of this general fund deficit, if not further reduced, would be to reduce our "rainy day" general fund reserves from \$ 1,393,803 to \$ 1,232,627 or 12.3% of the total General Fund Budget. We are hopeful that with the help of the Paradise Police Officer's Association, we can further reduce this general fund deficit, so that we are in a stronger fiscally solvent position for the present, and be in a stronger financial position to deal with the financial realities facing the Town in FY 2013/14.

## STATE'S DISSOLUTION OF REDEVELOPMENT

The Town Council is well aware of the Governor and State legislature's huge, shortsighted blunder in eliminating redevelopment this last year. In their quest to secure \$ 1.7 billion (which they over-estimated) to deal with the State's budget woes, they eliminated the most effective community-based economic engine for the California at the very time when California's economy is in bad shape. For Paradise, this was a golden opportunity that we lost. Over the 45-year life of our redevelopment agency, we were expected to receive over \$ 500 million in redevelopment property tax increment revenues, additional property tax, and sales tax revenues, a much stronger, more expanded and diverse business sector, not to mention significant infrastructure improvements (i.e. commercial

wastewater collection, traffic circulation, streets and roads, pedestrian sidewalks, water and fire line upgrades, drainage, streetlighting, and streetscape, etc.).

The dissolution process that now involves the Town as the successor agency and an oversight board has been relatively smooth so far, but it is a time consuming process, and the reporting requirements are cumbersome. We are fortunate that our agency was relatively young and there is not a great of complication associated with our dissolution process.

While our bond debt payments were considered part of the enforceable obligations that property tax increment would have to continue to cover, we were concerned when initially our efforts to include the \$ 1 million in loans between the Town and the RDA were rebuffed as enforceable obligations. AB 1484 has since included loans between a city and its RDA as an enforceable obligation, and we expect that the first payment will occur in FY 13/14. In the meantime, there is \$ 500,000 in cash advances to the RDA that the Town will seek through the successor agency and oversight board to have paid back on partial basis through the \$ 250,000 per year administrative fee.

#### BUILDING SAFETY & WASTE WATER SERVICES FUND

This combined enterprise fund (building & onsite) is expected to generate revenues this fiscal year amounting to \$ 690,769 which are slightly below last year's. While we expect some building activity, both residential and commercial, it still is a long ways from pre-recession levels. Expenditures, including transfers out, are expected to be slightly above net income, with a positive ending fund balance as a result of carryover balances amounting to a slim \$ 7,757. This still represents major progress from the deficit position that these funds were experiencing several years ago that warranted general fund subsidies.

#### GAS TAX FUND

Total Gas Tax Fund revenues including transfers in from other project-related funds for this current fiscal year are estimated at \$ 1,173,810, with projected expenditures, including transfers out, amounting to \$ 1,298,030. The Fund has a projected positive ending

fund balance of \$ 174,401. It's important that we maintain a positive balance in this Fund so that the general fund does not have to make up the difference.

### CAPITAL IMPROVEMENT PROJECTS

Due to the lack of any approved federal or state capital projects monies in the pipeline there is only one major capital project slated for construction this fiscal year, which is the \$ 1.6 million federally funded Pearson/Recreation Drive Signal, Intersection & Pedestrian Safety Improvement Project.

However, current and future town council members need to remember that the groundwork has been laid to pursue additional capital project monies that would improve the Skyway corridor and the Downtown. The Butte County Association of Governments (BCAG) funded a \$ 100,000 Skyway Corridor study that involved considerable public input, and resulted in a number of conceptual traffic circulation, traffic calming, and aesthetic improvements through the entire Skyway corridor. In fact, the Town is presently pursuing, with my concurrence, project grant monies for the Downtown segment, that if approved, would as a first step come to the Town Council for final design consideration and approval before the Town goes out to bid.

In addition, the Town's RDA, funded the Downtown Capital Projects master Plan that also received significant public input, and resulted in 30% engineered plans. This master plan is ripe for an in-house engineer to break up into workable project segments and components to use as the basis to pursue new federal or state grant funding.

Finally, progress is being made on the Town's wastewater collection & treatment system project. The Town team under the direction of our Asst. Town Manager, has completed in-house a detailed project description that will be submitted to the Town Council at your regular meeting, in August, for consideration and approval. This project description becomes the basis for going after federal and state funding for various aspects of the project. In addition, the City of Chico on our behalf, is applying for a grant that would fund the Town's part of their sewer system master plan update that will determine the feasibility in bringing our affluent by way of a pipeline

down Skyway to their system for treatment. A positive outcome to this study is critically important to securing Chico's approval to allow us to use their treatment plant. We cannot lose sight of the fact that this project is the economic lifeline to a stronger, more diversified local economy for Paradise with greater local job opportunities that pay a decent living wage.

### LOOKING INTO THE FUTURE

I wanted to pass along some of thoughts, opinions, and observations from my vantage point of serving as Paradise Town Manager for the last 16 years, and out of my sincere desire for Paradise to overcome its current challenges, and actually reach that point down the road where the Town's finances, our essential services and programs, public infrastructure, and local economy are in much better shape than they are today.

They are as follows:

#### 1.. Urgent Need for a Sales Tax Measure to be Considered by the Voters:

The Town has done everything right in focusing on reductions in spending, but these monumental efforts have been continually undermined by a fiscally irresponsible state government and a worsening local economy and declining local tax base. Our reductions in spending have brought us to the very brink in terms of being unable to afford a much reduced police department, unable to afford our current level of fire services and staffing unless we contract to CAL FIRE, (and even then we will need new revenues to help fund our contract, purchase new fire apparatus to replace aging fire engines, and maintain our fire stations), and completely unable, because of diminishing monies for local streets and roads funding, to make event a real dent in the \$ 22 million+ in unmet streets and road improvement needs in our community. Consequently, our streets and roads continue to deteriorate.

My recommendation is that the Town consider placing on the ballot within the next year for Paradise voters to consider a temporary  $\frac{3}{4}$ , or 1 cent sales tax measure, that if passed by the voters, would expire in 5-6 years after passage. This would be a measure that

only requires a majority vote, with the proceeds from the temporary tax going to fund police, fire, and street and roads improvements.

I would further propose that an independent oversight committee of citizens not connected to the Town government be established as part of the tax measure, with this committee providing oversight, as well as an annual report to the community, that identifies how the tax proceeds are being spent, and if they are being spent in accordance with the original purpose intended.

Such a tax measure, if approved, could generate for the Town annually a minimum of \$ 1 million, or more. The tax measure would also provide Paradise voters with a direct voice with which to weigh in on what type of community they want, and in approving or rejecting the measure give the Town's policy-makers with a clear direction as to what they will need to do under either scenario.

## 2. Charter City Evaluation:

The recent California Supreme Court decision that upheld the right of charter cities to be exempt from prevailing wage for locally funded public improvements should serve as the catalyst for the Town to seriously evaluate the pros and cons of Paradise becoming a charter city. However, the merits of a charter city may actually be more beneficial to the Town in achieving greater local control from the state in other areas, as well. However, there are negatives as well. I would recommend the appointment of a citizens blue ribbon charter city committee made up of Paradise folks "that don't have a dog in the fight" be appointed to evaluate the merits a charter city status for Paradise.

## 3. General Plan Update:

Due to the financial situation facing the Town in recent years, the more cost-effective, focused general plan update process that we decided on several years ago has been continually deferred because the Town couldn't afford it. At some point, next fiscal year this general plan update process needs to be initiated, with the process spread over two years.



4. Direct Election of a Part-Time Mayor:

I’m a strong advocate and proponent of the council/manager form of municipal government, and believe that this system of local governance generally works the best for duly elected city councils in terms of getting their priorities, goals, and objectives carried out in as timely, efficient, effective and responsive manner, as possible.

I raise the possibility of going to a direct election of a part-time mayor (for a 2-year term) only to generate some re-thinking of the role of the mayor in our town government. I still believe that whoever serves as mayor, whether selected by his or her fellow council colleagues, or directly elected, should still be “first among equals” on the Town Council, and that the mayor should have no greater authority than their council, colleagues. However, I do believe the mayor should serve as chief spokesperson for the Town with the media, and that the mayor might provide some review and input (but no veto power) to the town manager, as the town manager and staff, prepare a town council meeting agenda. Short of going the full extent of a directly elected mayor, we could immediately set up these processes with our current mayor process.

6. Personnel Policies & Procedures Update

With our former human resources manager, we made considerable progress in developing a legally reviewed update to the Town’s hopelessly outdated personnel policies and procedures. However, that work effort stopped two years ago, when the Town was forced to deal with deepening financial challenges that resulted in further staff cutbacks, including a significant reduction in staffing levels in human resources. Though these factors have resulted, for now, in relegating this important work effort to the back seat, the Town needs to find the means and time to get the update process back on track.

5. Business and Economic Development:

Both in terms of policy and practice and responsiveness, the Town has a well-documented record of adopting over the years a number of business-friendly policies, programs and incentives; and in terms of execution, working successfully with various business development interests in bringing about small business growth and development projects that have materially benefited Paradise. Our streamlined, Business Assistance Team approach (BAT), has impressed a number of individual and business

development interests, especially those that have considerable experience and frame of reference in developing in other communities.

However, with the loss of redevelopment as an invaluable economic tool, our arsenal of tools and resources to encourage and facilitate business and economic growth is limited. The Town needs to keep a close watch on the behind-the-scenes efforts, in Sacramento, to create some other economic approach for communities, and determine if it would be a benefit for Paradise, or would come with too many strings attached.

### CONCLUDING COMMENTS

Our actual presentation of the proposed FY 2012/13 Budget to the Town Council during your public budget review session this next Tuesday, July 31, will include a 5-year projection on general fund revenues and expenditures so the Town Council can have a better idea as to where the Town is headed financially in the future. In addition, we will be presenting a number of graphs and charts that further illustrate our financial situation, and the challenges we face.

### SPECIAL THANK YOU'S & ACKNOWLEDGEMENTS

I've been very fortunate to have served eight different, duly constituted Town Councils during my tenure as Paradise Town Manager, What has impressed me most about these individuals, who had the courage and fortitude to run for elective office in the first place, is the considerable time and energy they devote once elected, and the commitment that they demonstrate to doing what is right for the community in the long term, rather than choosing to take the easy way out, and do what is politically convenient and expedient in the short term.

## Town Manager's Budget Message

-21-

In other words, it's been a distinct honor for me, our town management teams, staff and employees during the last sixteen years to have served elected officials with perspective, vision, and backbone. I believe that our community has been the direct beneficiary of these dynamic, enlightened leaders, who have lead this city through both the good times and tough times, but have never wavered in their commitment to improving the quality of life for our community, no matter what the odds were at the moment.

As town manager, I'm also deeply indebted to the outstanding managers, staff, and employees who have worked for this Town government during my administration. The exceptional talent, skill, creativity, professionalism, expertise, and strong sense of duty, and community involvement that the vast majority of our management and employees possessed, as well as demonstrated throughout their employment is truly unique for such a small agency. Again, our community has been and continues to be blessed with Town government employees, who devote far more hours to carrying out their public service responsibilities than they are compensated for, and work under very difficult and challenging conditions. Any success I've enjoyed as town manager is due to them.

In addition, I'm deeply indebted to many of our citizens in Paradise, who I have come to know personally, and respect for their advice and counsel, their strong sense of community involvement, and their unwavering support and encouragement through the years. I also miss a number of them, such Alice Smith and Lou Legerton, to name a few exemplary individuals who are no longer with us.

I want to personally thank Sherry Bruno, my exemplary executive assistant, who served me, our town, and community with such extraordinary loyalty, dedication, and skill. She not only made sure that the Town Manager's Office ran efficiently and effectively, but was highly responsive to the public. It's not easy to handle the myriad of calls, inquires, and issues that arise on any given day in the Town Manager's Office, plus perform her regular duties and responsibilities, and a number of different tasks supporting other departments. However, she made it appear easy. It was her phenomenal people and time management skills, which made all the difference in our office's overall effectiveness. She has been without question a real asset to Paradise. When she retires at the end of 2012, she is one of those indispensable individuals who will be sorely missed.

I also want to thank our outstanding Assistant Town Manager, Lauren Gill, for her 29 years of outstanding, excellent, and highly dedicated service to the Town of Paradise and our community. During her tenure with the Town, Lauren has had broad and extensive

experience and exposure to all aspects of our Town government organization that has served her well as she has been promoted to positions of greater leadership and management leadership and management responsibility, and definitely benefited our Town government in the process. Starting her employment with the Town at the ground level as an engineering and public works secretary, she then served as the Town Manager's secretary. Later she moved into housing where she served as housing coordinator, and later promoted to Asst. to the Town Manager/Business & Housing Services Director and Assistant Redevelopment Executive Director. Two years later she was promoted by me to Asst. Town Manager/Development Services Director. In all positions that she has held, she has not only served with distinction, but significantly improved the efficiency and effectiveness and responsiveness of these operations. Besides her well documented record of achievement with the Town, she is highly involved and highly regarded in the community and region. She, too, is one of those assets that have kept this Town government not only merely functioning during these tough times, but despite limited staffing and resources, able to still fulfill its basic mission. The Town is fortunate that someone of her leadership quality and caliber is capable of stepping in to serve as Acting Town Manager during this transition in the Town's leadership, and provide the stable leadership it needs. Regardless, whether Lauren gets the permanent appointment to Paradise Town Manager, or not, she is definitely well qualified as a future city manager, with either Paradise, or some other city.

I want to express my deep appreciation to our Finance Director Gina Will, who is by far the best finance director that I've had the pleasure of working with during my public service career. Her considerable financial management, accounting, financial analytical, and forecasting skills have been put to the test from the time she started with the Town over four years ago, and she has clearly risen to the challenge with each and every situation that has presented itself. As a result, she is well respected and highly credible with policy makers, management, and staff.

More specifically, I wish to thank Gina for the long hours she devoted to working with me in developing this proposed budget. She carried the lion's share of the calculations, forecasting and assembling of this budget document. She, too, is one of those invaluable assets that this Town has that makes a real difference for the Town, and whatever success we enjoy.

Finally, I want to thank all of our department directors, managers, and staff for the tremendous job they did to meet the very difficult challenges that we faced with this budget. In many cases, they sacrificed the needs of their respective departments for the greater need to deal with the declining revenues the Town faces. Once again, it's a testimony to the fact that this Town government and community's one overall asset are the individual employees working for this Town.

FY 2012/2013

Salary Schedule  
&  
Resolution

**TOWN OF PARADISE**  
**Employee Full Time Equivalent Summary**

	2011/12 Amended Budget	2012/13 Proposed Budget
<u>General Fund Programs</u>		
Town Clerk	2.00	2.00
Town Manager	1.58	0.97
Central Services	2.00	2.00
HR & Risk Management	1.10	0.85
Finance	1.75	1.73
Planning	2.03	1.57
Waste Management	0.34	0.34
Engineering	0.42	0.24
Community Park	0.50	0.20
Police - Administration	3.90	3.90
Police - Operations	21.00	19.00
Public Safety Communications	9.80	8.80
Fleet Maintenance	1.00	1.00
Fire - Administration	1.05	1.05
Fire - Suppression (2012/13 until 1/1/13)	22.00	22.00
	70.47	65.65
<u>Other Funds</u>		
Business and Housing	2.89	2.12
Building Safety & Waste Water	5.65	5.72
Gas Tax/Public Works	6.50	7.59
Transit	0.17	0.18
Animal Control	2.46	2.70
	17.67	18.30
 Grand Total	 88.14	 83.95

**TOWN OF PARADISE  
RESOLUTION NO. 12-\_\_**

**A RESOLUTION OF THE TOWN COUNCIL OF THE TOWN OF PARADISE, CALIFORNIA,  
RESCINDING RESOLUTION NO. 11-19 AND ADOPTING THE AMENDED SALARY PAY PLAN  
FOR TOWN OF PARADISE EMPLOYEES FOR THE FISCAL YEAR 2012-2013**

**WHEREAS**, the Town wishes to revise the salary pay plan; and

**WHEREAS**, the salary pay plan will incorporate all salary paid within the Town into one salary pay plan.

**NOW, THEREFORE** be it resolved by the Town Council of the Town of Paradise, as follows:

1. Resolution No. 11-19 adopting the salary pay plan for Town of Paradise employees is hereby rescinded.
2. That the Town of Paradise salary pay plan attached to this resolution is hereby adopted.

**PASSED AND ADOPTED** by the Town Council of the Town of Paradise this 31<sup>st</sup> day of July, 2012, by the following vote:

**AYES:**

**NOES:**               None

**ABSENT:**           None

**NOT VOTING:**      None

\_\_\_\_\_  
Steve "Woody" Culleton, Mayor

**ATTEST:**

By: \_\_\_\_\_  
Joanna Gutierrez, Town Clerk

**APPROVED AS TO FORM:**

\_\_\_\_\_  
Dwight L. Moore, Town Attorney

**TOWN OF PARADISE SALARY PAY PLAN  
FISCAL YEAR 2012/13**

<b>Position Title</b>	<b>Hours/ Week</b>	<b>A Step</b>	<b>B Step</b>	<b>C Step</b>	<b>D Step</b>	<b>E Step</b>	<b>F Step</b>
---------------------------	------------------------	-------------------	-------------------	-------------------	-------------------	-------------------	-------------------

**TOWN CLERK**

---

**ASSISTANT TOWN CLERK**

Effective July 1, 2012 - December 30, 2012 includes 5% salary reduction

HOURLY	40	25.97	27.27	28.63	30.06	31.56	33.14
BIWEEKLY		2,077.73	2,181.60	2,290.40	2,404.80	2,524.80	2,651.20
MONTHLY		4,501.74	4,726.80	4,962.53	5,210.40	5,470.40	5,744.27
ANNUAL		54,020.93	56,721.60	59,550.40	62,524.80	65,644.80	68,931.20

Effective December 31, 2012 - June 30, 2013 salary concession expires

HOURLY	40	27.34	28.71	30.15	31.66	33.24	34.90
BIWEEKLY		2,187.08	2,296.80	2,412.00	2,532.80	2,659.20	2,792.00
MONTHLY		4,738.67	4,976.40	5,226.00	5,487.73	5,761.60	6,049.33
ANNUAL		56,864.08	59,716.80	62,712.00	65,852.80	69,139.20	72,592.00

**TOWN CLERK**

Effective July 1, 2011 - June 30, 2013

HOURLY	40	33.50	35.18	36.94	38.79	40.73	42.77
BIWEEKLY		2,680.00	2,814.40	2,955.20	3,103.20	3,258.40	3,421.60
MONTHLY		5,806.67	6,097.87	6,402.93	6,723.60	7,059.87	7,413.47
ANNUAL		69,680.00	73,174.40	76,835.20	80,683.20	84,718.40	88,961.60



**TOWN OF PARADISE SALARY PAY PLAN  
FISCAL YEAR 2012/13**

<b>Position Title</b>	<b>Hours/Week</b>	<b>A Step</b>	<b>B Step</b>	<b>C Step</b>	<b>D Step</b>	<b>E Step</b>	<b>F Step</b>
<b>TOWN MANAGER</b>							

**HUMAN RESOURCES & RISK MANAGEMENT ANALYST**

Effective July 1, 2012 - July 15, 2012 includes 5% salary reduction

HOURLY	36	14.70	15.43	16.20	17.01	17.86	18.75
BIWEEKLY		1,058.30	1,110.96	1,166.40	1,224.72	1,285.92	1,350.00
MONTHLY		2,292.98	2,407.08	2,527.20	2,653.56	2,786.16	2,925.00
ANNUAL		27,515.78	28,884.96	30,326.40	31,842.72	33,433.92	35,100.00

Effective July 16, 2012 - December 30, 2012 includes 5% salary reduction

HOURLY	28	14.70	15.43	16.20	17.01	17.86	18.75
BIWEEKLY		823.12	864.08	907.20	952.56	1,000.16	1,050.00
MONTHLY		1,783.43	1,872.17	1,965.60	2,063.88	2,167.01	2,275.00
ANNUAL		21,401.16	22,466.08	23,587.20	24,766.56	26,004.16	27,300.00

Effective December 31, 2012 - June 30, 2013 salary concession expires

HOURLY	28	15.47	16.25	17.06	17.91	18.81	19.75
BIWEEKLY		866.44	910.00	955.36	1,002.96	1,053.36	1,106.00
MONTHLY		1,877.29	1,971.67	2,069.95	2,173.08	2,282.28	2,396.33
ANNUAL		22,527.52	23,660.00	24,839.36	26,076.96	27,387.36	28,756.00

**EXECUTIVE ASSISTANT TO THE TOWN MANAGER (Frozen as of 12/31/12)**

Effective July 1, 2012 - December 30, 2012 includes 5% salary reduction

HOURLY	32	18.98	19.93	20.93	21.98	23.08	24.23
BIWEEKLY		1,214.60	1,275.52	1,339.52	1,406.72	1,477.12	1,550.72
MONTHLY		2,631.63	2,763.63	2,902.29	3,047.89	3,200.43	3,359.89
ANNUAL		31,579.56	33,163.52	34,827.52	36,574.72	38,405.12	40,318.72

**TOWN OF PARADISE SALARY PAY PLAN  
FISCAL YEAR 2012/13**

<b>Position Title</b>	<b>Hours/Week</b>	<b>A Step</b>	<b>B Step</b>	<b>C Step</b>	<b>D Step</b>	<b>E Step</b>	<b>F Step</b>
-----------------------	-------------------	---------------	---------------	---------------	---------------	---------------	---------------

**FLEET MANAGER**

Effective July 1, 2012 - December 30, 2012 includes 5% salary reduction

HOURLY	40	25.38	26.65	27.98	29.38	30.85	32.39
BIWEEKLY		2,030.56	2,132.00	2,238.40	2,350.40	2,468.00	2,591.20
MONTHLY		4,399.55	4,619.33	4,849.87	5,092.53	5,347.33	5,614.27
ANNUAL		52,794.56	55,432.00	58,198.40	61,110.40	64,168.00	67,371.20

Effective December 31, 2012 - June 30, 2013 salary concession expires

HOURLY	40	26.72	28.05	29.45	30.92	32.47	34.09
BIWEEKLY		2,137.43	2,244.00	2,356.00	2,473.60	2,597.60	2,727.20
MONTHLY		4,631.10	4,862.00	5,104.67	5,359.47	5,628.13	5,908.93
ANNUAL		55,573.23	58,344.00	61,256.00	64,313.60	67,537.60	70,907.20

**TOWN MANAGER**

Effective July 1, 2012 - December 31, 2012

960 CONTRACT		50.00					
--------------	--	-------	--	--	--	--	--

Effective January 1, 2012 - June 30, 2013

HOURLY	40	48.45	50.87	53.41	56.08	58.88	61.82
BIWEEKLY		3,876.00	4,069.60	4,272.80	4,486.40	4,710.40	4,945.60
MONTHLY		8,398.00	8,817.47	9,257.73	9,720.53	10,205.87	10,715.47
ANNUAL		100,776.00	105,809.60	111,092.80	116,646.40	122,470.40	128,585.60

**TOWN OF PARADISE SALARY PAY PLAN  
FISCAL YEAR 2012/13**

<b>Position Title</b>	<b>Hours/Week</b>	<b>A Step</b>	<b>B Step</b>	<b>C Step</b>	<b>D Step</b>	<b>E Step</b>	<b>F Step</b>
-----------------------	-------------------	---------------	---------------	---------------	---------------	---------------	---------------

**FINANCE**

**SENIOR FINANCIAL SERVICES CLERK**

Effective July 1, 2012 - December 30, 2012 includes 5% salary reduction

HOURLY	36	14.02	14.72	15.46	16.23	17.04	17.89
BIWEEKLY		1,009.26	1,059.84	1,113.12	1,168.56	1,226.88	1,288.08
MONTHLY		2,186.73	2,296.32	2,411.76	2,531.88	2,658.24	2,790.84
ANNUAL		26,240.76	27,555.84	28,941.12	30,382.56	31,898.88	33,490.08

Effective December 31, 2012 - June 30, 2013 salary concession expires

HOURLY	36	14.76	15.49	16.26	17.07	17.92	18.82
BIWEEKLY		1,062.38	1,115.28	1,170.72	1,229.04	1,290.24	1,355.04
MONTHLY		2,301.83	2,416.44	2,536.56	2,662.92	2,795.52	2,935.92
ANNUAL		27,621.92	28,997.28	30,438.72	31,955.04	33,546.24	35,231.04

**FINANCE SUPERVISOR**

Effective July 1, 2012 - December 30, 2012 includes 5% salary reduction

HOURLY	40	25.97	27.27	28.63	30.06	31.56	33.14
BIWEEKLY		2,077.73	2,181.60	2,290.40	2,404.80	2,524.80	2,651.20
MONTHLY		4,501.74	4,726.80	4,962.53	5,210.40	5,470.40	5,744.27
ANNUAL		54,020.93	56,721.60	59,550.40	62,524.80	65,644.80	68,931.20

Effective December 31, 2012 - June 30, 2013 salary concession expires

HOURLY	40	27.34	28.71	30.15	31.66	33.24	34.90
BIWEEKLY		2,187.08	2,296.80	2,412.00	2,532.80	2,659.20	2,792.00
MONTHLY		4,738.67	4,976.40	5,226.00	5,487.73	5,761.60	6,049.33
ANNUAL		56,864.08	59,716.80	62,712.00	65,852.80	69,139.20	72,592.00

**TOWN OF PARADISE SALARY PAY PLAN  
FISCAL YEAR 2012/13**

<b>Position Title</b>	<b>Hours/Week</b>	<b>A Step</b>	<b>B Step</b>	<b>C Step</b>	<b>D Step</b>	<b>E Step</b>	<b>F Step</b>
<b>FINANCE DIRECTOR/TREASURER</b>							
Effective July 1, 2012 - June 30, 2013							
HOURLY	40	33.50	35.18	36.94	38.79	40.73	42.77
BIWEEKLY		2,680.00	2,814.40	2,955.20	3,103.20	3,258.40	3,421.60
MONTHLY		5,806.67	6,097.87	6,402.93	6,723.60	7,059.87	7,413.47
ANNUAL		69,680.00	73,174.40	76,835.20	80,683.20	84,718.40	88,961.60

---

**POLICE ADMINISTRATION**

---

**ADMINISTRATIVE ASSISTANT III**

Effective July 1, 2012 - December 30, 2012 includes 5% salary reduction

HOURLY	36	16.49	17.31	18.18	19.09	20.04	21.04
BIWEEKLY		1,187.11	1,246.32	1,308.96	1,374.48	1,442.88	1,514.88
MONTHLY		2,572.07	2,700.36	2,836.08	2,978.04	3,126.24	3,282.24
ANNUAL		30,864.79	32,404.32	34,032.96	35,736.48	37,514.88	39,386.88

Effective December 31, 2012 - June 30, 2013 salary concession expires

HOURLY	36	17.36	18.22	19.13	20.09	21.09	22.14
BIWEEKLY		1,249.59	1,311.84	1,377.36	1,446.48	1,518.48	1,594.08
MONTHLY		2,707.44	2,842.32	2,984.28	3,134.04	3,290.04	3,453.84
ANNUAL		32,489.31	34,107.84	35,811.36	37,608.48	39,480.48	41,446.08

**POLICE LIEUTENANT**

Effective July 1, 2012 - June 30, 2013

HOURLY	40	32.60	34.23	35.94	37.74	39.63	41.61
BIWEEKLY		2,608.00	2,738.40	2,875.20	3,019.20	3,170.40	3,328.80
MONTHLY		5,650.67	5,933.20	6,229.60	6,541.60	6,869.20	7,212.40
ANNUAL		67,808.00	71,198.40	74,755.20	78,499.20	82,430.40	86,548.80

**TOWN OF PARADISE SALARY PAY PLAN  
FISCAL YEAR 2012/13**

<b>Position Title</b>	<b>Hours/Week</b>	<b>A Step</b>	<b>B Step</b>	<b>C Step</b>	<b>D Step</b>	<b>E Step</b>	<b>F Step</b>
-----------------------	-------------------	---------------	---------------	---------------	---------------	---------------	---------------

**POLICE CHIEF**

Effective July 1, 2012 - June 30, 2013

HOURLY	40	37.21	39.07	41.02	43.07	45.22	47.48
BIWEEKLY		2,976.80	3,125.60	3,281.60	3,445.60	3,617.60	3,798.40
MONTHLY		6,449.73	6,772.13	7,110.13	7,465.47	7,838.13	8,229.87
ANNUAL		77,396.80	81,265.60	85,321.60	89,585.60	94,057.60	98,758.40

**POLICE OPERATIONS**

**COMMUNITY SERVICE OFFICER III**

Effective July 1, 2012 - December 30, 2012 includes 5% salary reduction

HOURLY	40	16.12	16.93	17.78	18.67	19.60	20.58
BIWEEKLY		1,289.74	1,354.40	1,422.40	1,493.60	1,568.00	1,646.40
MONTHLY		2,794.43	2,934.53	3,081.87	3,236.13	3,397.33	3,567.20
ANNUAL		33,533.14	35,214.40	36,982.40	38,833.60	40,768.00	42,806.40

Effective December 31, 2012 - June 30, 2013 salary concession expires

HOURLY	40	16.97	17.82	18.71	19.65	20.63	21.66
BIWEEKLY		1,357.62	1,425.60	1,496.80	1,572.00	1,650.40	1,732.80
MONTHLY		2,941.50	3,088.80	3,243.07	3,406.00	3,575.87	3,754.40
ANNUAL		35,298.02	37,065.60	38,916.80	40,872.00	42,910.40	45,052.80

**POLICE OFFICER**

Effective July 1, 2012 - June 30, 2013

HOURLY	40	21.52	22.60	23.73	24.92	26.17	27.48
BIWEEKLY		1,721.71	1,808.00	1,898.40	1,993.60	2,093.60	2,198.40
MONTHLY		3,730.37	3,917.33	4,113.20	4,319.47	4,536.13	4,763.20
ANNUAL		44,764.49	47,008.00	49,358.40	51,833.60	54,433.60	57,158.40

**TOWN OF PARADISE SALARY PAY PLAN  
FISCAL YEAR 2012/13**

<b>Position Title</b>	<b>Hours/Week</b>	<b>A Step</b>	<b>B Step</b>	<b>C Step</b>	<b>D Step</b>	<b>E Step</b>	<b>F Step</b>
<b>POLICE SERGEANT</b>							
Effective July 1, 2012 - June 30, 2013							
HOURLY	40	25.38	26.65	27.98	29.38	30.85	32.39
BIWEEKLY		2,030.72	2,132.00	2,238.40	2,350.40	2,468.00	2,591.20
MONTHLY		4,399.88	4,619.33	4,849.87	5,092.53	5,347.33	5,614.27
ANNUAL		52,798.61	55,432.00	58,198.40	61,110.40	64,168.00	67,371.20

---

**PUBLIC SAFETY COMMUNICATIONS**

---

**CRIMINAL RECORDS TECHNICIAN**

Effective July 1, 2012 - June 30, 2013							
HOURLY	18	12.62	13.25	13.91	14.61	15.34	16.11
BIWEEKLY		454.32	477.00	500.76	525.96	552.24	579.96
MONTHLY		984.36	1,033.50	1,084.98	1,139.58	1,196.52	1,256.58
ANNUAL		11,812.32	12,402.00	13,019.76	13,674.96	14,358.24	15,078.96

**COMMUNITY SERVICE OFFICER II**

Effective July 1, 2012 - December 30, 2012 includes 5% salary reduction							
HOURLY	36	12.69	13.32	13.99	14.69	15.42	16.19
BIWEEKLY		913.38	959.04	1,007.28	1,057.68	1,110.24	1,165.68
MONTHLY		1,979.00	2,077.92	2,182.44	2,291.64	2,405.52	2,525.64
ANNUAL		23,748.00	24,935.04	26,189.28	27,499.68	28,866.24	30,307.68

Effective December 31, 2012 - June 30, 2013 salary concession expires							
HOURLY	36	13.35	14.02	14.72	15.46	16.23	17.04
BIWEEKLY		961.46	1,009.44	1,059.84	1,113.12	1,168.56	1,226.88
MONTHLY		2,083.16	2,187.12	2,296.32	2,411.76	2,531.88	2,658.24
ANNUAL		24,997.94	26,245.44	27,555.84	28,941.12	30,382.56	31,898.88

**TOWN OF PARADISE SALARY PAY PLAN  
FISCAL YEAR 2012/13**

<b>Position Title</b>	<b>Hours/Week</b>	<b>A Step</b>	<b>B Step</b>	<b>C Step</b>	<b>D Step</b>	<b>E Step</b>	<b>F Step</b>
-----------------------	-------------------	---------------	---------------	---------------	---------------	---------------	---------------

**PUBLIC SAFETY DISPATCHER**

Effective July 1, 2012 - June 30, 2013

HOURLY	40	15.93	16.73	17.57	18.45	19.37	20.34
BIWEEKLY		1,274.51	1,338.40	1,405.60	1,476.00	1,549.60	1,627.20
MONTHLY		2,761.44	2,899.87	3,045.47	3,198.00	3,357.47	3,525.60
ANNUAL		33,137.25	34,798.40	36,545.60	38,376.00	40,289.60	42,307.20

**SENIOR PUBLIC SAFETY DISPATCHER**

Effective July 1, 2012 - June 30, 2013

HOURLY	40	18.45	19.38	20.35	21.37	22.44	23.56
BIWEEKLY		1,476.21	1,550.40	1,628.00	1,709.60	1,795.20	1,884.80
MONTHLY		3,198.46	3,359.20	3,527.33	3,704.13	3,889.60	4,083.73
ANNUAL		38,381.54	40,310.40	42,328.00	44,449.60	46,675.20	49,004.80

**COMMUNICATION RECORDS SUPERVISOR**

Effective July 1, 2012 - June 30, 2013

HOURLY	40	20.31	21.33	22.40	23.52	24.70	25.94
BIWEEKLY		1,624.88	1,706.40	1,792.00	1,881.60	1,976.00	2,075.20
MONTHLY		3,520.57	3,697.20	3,882.67	4,076.80	4,281.33	4,496.27
ANNUAL		42,246.86	44,366.40	46,592.00	48,921.60	51,376.00	53,955.20

---

**ANIMAL CONTROL**

---

**ANIMAL SHELTER ASSISTANT**

Effective July 1, 2012 - June 30, 2013

HOURLY	18	8.36	8.78	9.22	9.68	10.16
BIWEEKLY		300.96	316.08	331.92	348.48	365.76
MONTHLY		652.08	684.84	719.16	755.04	792.48
ANNUAL		7,824.96	8,218.08	8,629.92	9,060.48	9,509.76

**TOWN OF PARADISE SALARY PAY PLAN  
FISCAL YEAR 2012/13**

<b>Position Title</b>	<b>Hours/Week</b>	<b>A Step</b>	<b>B Step</b>	<b>C Step</b>	<b>D Step</b>	<b>E Step</b>	<b>F Step</b>
-----------------------	-------------------	---------------	---------------	---------------	---------------	---------------	---------------

**OFFICE ASSISTANT III (ANIMAL CONTROL)**

Effective - July 1, 2012 - June 30, 2013

HOURLY	18	12.23	12.84	13.48	14.15	14.86	15.60
BIWEEKLY		440.28	462.24	485.28	509.40	534.96	561.60
MONTHLY		953.95	1,001.52	1,051.44	1,103.70	1,159.08	1,216.80
ANNUAL		11,447.37	12,018.24	12,617.28	13,244.40	13,908.96	14,601.60

**ANIMAL CONTROL OFFICER**

Effective July 1, 2012 - December 30, 2012 includes 5% salary reduction

HOURLY	18	12.44	13.06	13.71	14.40	15.12	15.88
BIWEEKLY		447.91	470.16	493.56	518.40	544.32	571.68
MONTHLY		970.48	1,018.68	1,069.38	1,123.20	1,179.36	1,238.64
ANNUAL		11,645.71	12,224.16	12,832.56	13,478.40	14,152.32	14,863.68

Effective December 31, 2012 - June 30, 2013 salary concession expires

HOURLY	18	13.10	13.75	14.44	15.16	15.92	16.72
BIWEEKLY		471.48	495.00	519.84	545.76	573.12	601.92
MONTHLY		1,021.55	1,072.50	1,126.32	1,182.48	1,241.76	1,304.16
ANNUAL		12,258.60	12,870.00	13,515.84	14,189.76	14,901.12	15,649.92

**ANIMAL CONTROL OFFICER**

Effective July 1, 2012 - December 30, 2012 includes 5% salary reduction

HOURLY	36	12.44	13.06	13.71	14.40	15.12	15.88
BIWEEKLY		895.82	940.32	987.12	1,036.80	1,088.64	1,143.36
MONTHLY		1,940.95	2,037.36	2,138.76	2,246.40	2,358.72	2,477.28
ANNUAL		23,291.42	24,448.32	25,665.12	26,956.80	28,304.64	29,727.36



**TOWN OF PARADISE SALARY PAY PLAN  
FISCAL YEAR 2012/13**

<b>Position Title</b>	<b>Hours/Week</b>	<b>A Step</b>	<b>B Step</b>	<b>C Step</b>	<b>D Step</b>	<b>E Step</b>	<b>F Step</b>
Effective December 31, 2012 - June 30, 2013 salary concession expires							
HOURLY	36	13.10	13.75	14.44	15.16	15.92	16.72
BIWEEKLY		942.97	990.00	1,039.68	1,091.52	1,146.24	1,203.84
MONTHLY		2,043.10	2,145.00	2,252.64	2,364.96	2,483.52	2,608.32
ANNUAL		24,517.21	25,740.00	27,031.68	28,379.52	29,802.24	31,299.84

**DEVELOPMENT SERVICES (PLANNING, PUBLIC WORKS, ENGINEERING, BUSINESS & HOUSING & IT)**

**PUBLIC WORKS MAINTENANCE WORKER I**

Effective July 1, 2012 - December 30, 2012 includes 5% salary reduction

HOURLY	40	13.42	14.09	14.79	15.53	16.31	17.13
BIWEEKLY		1,073.42	1,127.20	1,183.20	1,242.40	1,304.80	1,370.40
MONTHLY		2,325.75	2,442.27	2,563.60	2,691.87	2,827.07	2,969.20
ANNUAL		27,909.02	29,307.20	30,763.20	32,302.40	33,924.80	35,630.40

Effective December 31, 2012 - June 30, 2013 salary concession expires

HOURLY	40	14.12	14.83	15.57	16.35	17.17	18.03
BIWEEKLY		1,129.92	1,186.40	1,245.60	1,308.00	1,373.60	1,442.40
MONTHLY		2,448.16	2,570.53	2,698.80	2,834.00	2,976.13	3,125.20
ANNUAL		29,377.92	30,846.40	32,385.60	34,008.00	35,713.60	37,502.40

**PUBLIC WORKS MAINTENANCE WORKER II**

Effective July 1, 2012 - December 30, 2012 includes 5% salary reduction

HOURLY	40	14.10	14.80	15.54	16.32	17.14	18.00
BIWEEKLY		1,127.91	1,184.00	1,243.20	1,305.60	1,371.20	1,440.00
MONTHLY		2,443.81	2,565.33	2,693.60	2,828.80	2,970.93	3,120.00
ANNUAL		29,325.71	30,784.00	32,323.20	33,945.60	35,651.20	37,440.00

**TOWN OF PARADISE SALARY PAY PLAN  
FISCAL YEAR 2012/13**

<b>Position Title</b>	<b>Hours/Week</b>	<b>A Step</b>	<b>B Step</b>	<b>C Step</b>	<b>D Step</b>	<b>E Step</b>	<b>F Step</b>
Effective December 31, 2012 - June 30, 2013 salary concession expires							
HOURLY	40	14.84	15.58	16.36	17.18	18.04	18.94
BIWEEKLY		1,187.27	1,246.40	1,308.80	1,374.40	1,443.20	1,515.20
MONTHLY		2,572.42	2,700.53	2,835.73	2,977.87	3,126.93	3,282.93
ANNUAL		30,869.07	32,406.40	34,028.80	35,734.40	37,523.20	39,395.20

**PUBLIC WORKS MAINTENANCE WORKER III**

Effective July 1, 2012 - December 30, 2012 includes 5% salary reduction							
HOURLY	40	15.55	16.33	17.15	18.01	18.91	19.86
BIWEEKLY		1,244.20	1,306.40	1,372.00	1,440.80	1,512.80	1,588.80
MONTHLY		2,695.77	2,830.53	2,972.67	3,121.73	3,277.73	3,442.40
ANNUAL		32,349.20	33,966.40	35,672.00	37,460.80	39,332.80	41,308.80

Effective December 31, 2012 - June 30, 2013 salary concession expires							
HOURLY	40	16.37	17.19	18.05	18.95	19.90	20.90
BIWEEKLY		1,309.68	1,375.20	1,444.00	1,516.00	1,592.00	1,672.00
MONTHLY		2,837.64	2,979.60	3,128.67	3,284.67	3,449.33	3,622.67
ANNUAL		34,051.68	35,755.20	37,544.00	39,416.00	41,392.00	43,472.00

**ADMINISTRATIVE ASSISTANT II (BUSINESS & HOUSING)**

Effective January 1, 2013 - June 30, 2013							
HOURLY	40	14.85	15.59	16.37	17.19	18.05	18.95
BIWEEKLY		1,188.00	1,247.20	1,309.60	1,375.20	1,444.00	1,516.00
MONTHLY		2,574.00	2,702.27	2,837.47	2,979.60	3,128.67	3,284.67
ANNUAL		30,888.00	32,427.20	34,049.60	35,755.20	37,544.00	39,416.00

**TOWN OF PARADISE SALARY PAY PLAN  
FISCAL YEAR 2012/13**

<b>Position Title</b>	<b>Hours/Week</b>	<b>A Step</b>	<b>B Step</b>	<b>C Step</b>	<b>D Step</b>	<b>E Step</b>	<b>F Step</b>
-----------------------	-------------------	---------------	---------------	---------------	---------------	---------------	---------------

**ADMINISTRATIVE ANALYST (BUSINESS & HOUSING) (Frozen as of 9/6/12)**

Effective July 1, 2012 - September 6, 2012 includes 5% salary reduction

HOURLY	40	14.38	15.10	15.86	16.65	17.48	18.35
BIWEEKLY		1,150.68	1,208.00	1,268.80	1,332.00	1,398.40	1,468.00
MONTHLY		2,493.14	2,617.33	2,749.07	2,886.00	3,029.87	3,180.67
ANNUAL		29,917.68	31,408.00	32,988.80	34,632.00	36,358.40	38,168.00

**HOUSING COORDINATOR**

Effective July 1, 2012 - December 30, 2012 includes 5% salary reduction

HOURLY	36	15.97	16.77	17.61	18.49	19.41	20.38
BIWEEKLY		1,149.78	1,207.44	1,267.92	1,331.28	1,397.52	1,467.36
MONTHLY		2,491.20	2,616.12	2,747.16	2,884.44	3,027.96	3,179.28
ANNUAL		29,894.34	31,393.44	32,965.92	34,613.28	36,335.52	38,151.36

Effective December 31, 2012 - June 30, 2013 salary concession expires

HOURLY	36	16.81	17.65	18.53	19.46	20.43	21.45
BIWEEKLY		1,210.30	1,270.80	1,334.16	1,401.12	1,470.96	1,544.40
MONTHLY		2,622.31	2,753.40	2,890.68	3,035.76	3,187.08	3,346.20
ANNUAL		31,467.76	33,040.80	34,688.16	36,429.12	38,244.96	40,154.40

**BUILDING PERMIT TECHNICIAN**

Effective July 1, 2012 - December 30, 2012 includes 5% salary reduction

HOURLY	36	12.83	13.47	14.14	14.85	15.59	16.37
BIWEEKLY		923.63	969.84	1,018.08	1,069.20	1,122.48	1,178.64
MONTHLY		2,001.20	2,101.32	2,205.84	2,316.60	2,432.04	2,553.72
ANNUAL		24,014.39	25,215.84	26,470.08	27,799.20	29,184.48	30,644.64

**TOWN OF PARADISE SALARY PAY PLAN  
FISCAL YEAR 2012/13**

<b>Position Title</b>	<b>Hours/Week</b>	<b>A Step</b>	<b>B Step</b>	<b>C Step</b>	<b>D Step</b>	<b>E Step</b>	<b>F Step</b>
Effective December 31, 2012 - June 30, 2013 salary concession expires							
HOURLY	36	13.50	14.18	14.89	15.63	16.41	17.23
BIWEEKLY		972.24	1,020.96	1,072.08	1,125.36	1,181.52	1,240.56
MONTHLY		2,106.53	2,212.08	2,322.84	2,438.28	2,559.96	2,687.88
ANNUAL		25,278.36	26,544.96	27,874.08	29,259.36	30,719.52	32,254.56

**ENVIRONMENTAL SERVICES SPECIALIST**

Effective July 1, 2012 - December 30, 2012 includes 5% salary reduction							
HOURLY	40	14.75	15.49	16.26	17.07	17.92	18.82
BIWEEKLY		1,179.95	1,239.20	1,300.80	1,365.60	1,433.60	1,505.60
MONTHLY		2,556.56	2,684.93	2,818.40	2,958.80	3,106.13	3,262.13
ANNUAL		30,678.75	32,219.20	33,820.80	35,505.60	37,273.60	39,145.60

Effective December 31, 2012 - June 30, 2013 salary concession expires							
HOURLY	40	15.53	16.30	17.12	17.98	18.88	19.82
BIWEEKLY		1,242.06	1,304.00	1,369.60	1,438.40	1,510.40	1,585.60
MONTHLY		2,691.12	2,825.33	2,967.47	3,116.53	3,272.53	3,435.47
ANNUAL		32,293.46	33,904.00	35,609.60	37,398.40	39,270.40	41,225.60

**CONSTRUCTION INSPECTOR**

Effective July 1, 2012 - December 30, 2012 includes 5% salary reduction							
HOURLY	40	14.90	15.65	16.43	17.25	18.11	19.02
BIWEEKLY		1,192.15	1,252.00	1,314.40	1,380.00	1,448.80	1,521.60
MONTHLY		2,583.00	2,712.67	2,847.87	2,990.00	3,139.07	3,296.80
ANNUAL		30,995.95	32,552.00	34,174.40	35,880.00	37,668.80	39,561.60

Effective December 31, 2012 - June 30, 2013 salary concession expires							
HOURLY	40	15.69	16.47	17.29	18.15	19.06	20.01
BIWEEKLY		1,254.90	1,317.60	1,383.20	1,452.00	1,524.80	1,600.80
MONTHLY		2,718.94	2,854.80	2,996.93	3,146.00	3,303.73	3,468.40
ANNUAL		32,627.30	34,257.60	35,963.20	37,752.00	39,644.80	41,620.80

**TOWN OF PARADISE SALARY PAY PLAN  
FISCAL YEAR 2012/13**

<b>Position Title</b>	<b>Hours/Week</b>	<b>A Step</b>	<b>B Step</b>	<b>C Step</b>	<b>D Step</b>	<b>E Step</b>	<b>F Step</b>
-----------------------	-------------------	---------------	---------------	---------------	---------------	---------------	---------------

**SENIOR CODE ENFORCEMENT OFFICER**

Effective July 1, 2012 - December 30, 2012 includes 5% salary reduction

HOURLY	32	20.35	21.37	22.44	23.56	24.74	25.98
BIWEEKLY		1,302.42	1,367.68	1,436.16	1,507.84	1,583.36	1,662.72
MONTHLY		2,821.91	2,963.31	3,111.68	3,266.99	3,430.61	3,602.56
ANNUAL		33,862.90	35,559.68	37,340.16	39,203.84	41,167.36	43,230.72

Effective December 31, 2012 - June 30, 2013 salary concession expires

HOURLY	32	21.42	22.49	23.61	24.79	26.03	27.33
BIWEEKLY		1,370.97	1,439.36	1,511.04	1,586.56	1,665.92	1,749.12
MONTHLY		2,970.43	3,118.61	3,273.92	3,437.55	3,609.49	3,789.76
ANNUAL		35,645.21	37,423.36	39,287.04	41,250.56	43,313.92	45,477.12

**ASSISTANT PLANNER**

Effective July 1, 2012 - December 30, 2012 includes 5% salary reduction

HOURLY	40	18.01	18.91	19.86	20.85	21.89	22.98
BIWEEKLY		1,440.96	1,512.80	1,588.80	1,668.00	1,751.20	1,838.40
MONTHLY		3,122.08	3,277.73	3,442.40	3,614.00	3,794.27	3,983.20
ANNUAL		37,464.96	39,332.80	41,308.80	43,368.00	45,531.20	47,798.40

Effective December 31, 2012 - June 30, 2013 salary concession expires

HOURLY	40	18.96	19.91	20.91	21.96	23.06	24.21
BIWEEKLY		1,516.80	1,592.80	1,672.80	1,756.80	1,844.80	1,936.80
MONTHLY		3,286.40	3,451.07	3,624.40	3,806.40	3,997.07	4,196.40
ANNUAL		39,436.80	41,412.80	43,492.80	45,676.80	47,964.80	50,356.80

**TOWN OF PARADISE SALARY PAY PLAN  
FISCAL YEAR 2012/13**

<b>Position Title</b>	<b>Hours/Week</b>	<b>A Step</b>	<b>B Step</b>	<b>C Step</b>	<b>D Step</b>	<b>E Step</b>	<b>F Step</b>
-----------------------	-------------------	---------------	---------------	---------------	---------------	---------------	---------------

**ASSISTANT ONSITE SANITARY OFFICIAL**

Effective July 1, 2012 - December 30, 2012 includes 5% salary reduction

HOURLY	40	18.76	19.70	20.69	21.72	22.81	23.95
BIWEEKLY		1,501.17	1,576.00	1,655.20	1,737.60	1,824.80	1,916.00
MONTHLY		3,252.53	3,414.67	3,586.27	3,764.80	3,953.73	4,151.33
ANNUAL		39,030.37	40,976.00	43,035.20	45,177.60	47,444.80	49,816.00

Effective December 31, 2012 - June 30, 2013 salary concession expires

HOURLY	40	19.75	20.74	21.78	22.87	24.01	25.21
BIWEEKLY		1,580.18	1,659.20	1,742.40	1,829.60	1,920.80	2,016.80
MONTHLY		3,423.71	3,594.93	3,775.20	3,964.13	4,161.73	4,369.73
ANNUAL		41,084.58	43,139.20	45,302.40	47,569.60	49,940.80	52,436.80

**PUBLIC WORKS MANAGER**

Effective July 1, 2012 - December 30, 2012 includes 5% salary reduction

HOURLY	40	25.97	27.27	28.63	30.06	31.56	33.14
BIWEEKLY		2,077.73	2,181.60	2,290.40	2,404.80	2,524.80	2,651.20
MONTHLY		4,501.74	4,726.80	4,962.53	5,210.40	5,470.40	5,744.27
ANNUAL		54,020.93	56,721.60	59,550.40	62,524.80	65,644.80	68,931.20

Effective December 31, 2012 - June 30, 2013 salary concession expires

HOURLY	40	27.34	28.71	30.15	31.66	33.24	34.90
BIWEEKLY		2,187.08	2,296.80	2,412.00	2,532.80	2,659.20	2,792.00
MONTHLY		4,738.67	4,976.40	5,226.00	5,487.73	5,761.60	6,049.33
ANNUAL		56,864.08	59,716.80	62,712.00	65,852.80	69,139.20	72,592.00

**TOWN OF PARADISE SALARY PAY PLAN  
FISCAL YEAR 2012/13**

<b>Position Title</b>	<b>Hours/Week</b>	<b>A Step</b>	<b>B Step</b>	<b>C Step</b>	<b>D Step</b>	<b>E Step</b>	<b>F Step</b>
-----------------------	-------------------	---------------	---------------	---------------	---------------	---------------	---------------

**ONSITE SANITARY OFFICIAL**

Effective July 1, 2012 - December 30, 2012 includes 5% salary reduction

HOURLY	40	25.97	27.27	28.63	30.06	31.56	33.14
BIWEEKLY		2,077.73	2,181.60	2,290.40	2,404.80	2,524.80	2,651.20
MONTHLY		4,501.74	4,726.80	4,962.53	5,210.40	5,470.40	5,744.27
ANNUAL		54,020.93	56,721.60	59,550.40	62,524.80	65,644.80	68,931.20

Effective December 31, 2012 - June 30, 2013 salary concession expires

HOURLY	40	27.34	28.71	30.15	31.66	33.24	34.90
BIWEEKLY		2,187.08	2,296.80	2,412.00	2,532.80	2,659.20	2,792.00
MONTHLY		4,738.67	4,976.40	5,226.00	5,487.73	5,761.60	6,049.33
ANNUAL		56,864.08	59,716.80	62,712.00	65,852.80	69,139.20	72,592.00

**ASSOCIATE ENGINEER**

Effective November 1, 2012 - December 30, 2012 includes 5% salary reduction

HOURLY	40	29.87	31.36	32.93	34.58	36.30	38.12
BIWEEKLY		2,389.44	2,508.91	2,634.36	2,766.08	2,904.38	3,049.60
MONTHLY		5,177.12	5,435.98	5,707.77	5,993.16	6,292.82	6,607.46
ANNUAL		62,125.44	65,231.71	68,493.30	71,917.96	75,513.86	79,289.55

Effective December 31, 2012 - June 30, 2013 salary concession expires

HOURLY	40	31.44	33.01	34.66	36.39	38.21	40.12
BIWEEKLY		2,515.20	2,640.80	2,772.80	2,911.20	3,056.80	3,209.60
MONTHLY		5,449.60	5,721.73	6,007.73	6,307.60	6,623.07	6,954.13
ANNUAL		65,395.20	68,660.80	72,092.80	75,691.20	79,476.80	83,449.60

**TOWN OF PARADISE SALARY PAY PLAN  
FISCAL YEAR 2012/13**

<b>Position Title</b>	<b>Hours/Week</b>	<b>A Step</b>	<b>B Step</b>	<b>C Step</b>	<b>D Step</b>	<b>E Step</b>	<b>F Step</b>
-----------------------	-------------------	---------------	---------------	---------------	---------------	---------------	---------------

**FIRE MARSHAL/BUILDING OFFICIAL**

Effective July 1, 2012 - December 30, 2012 includes 5% salary reduction

HOURLY	40	31.01	32.56	34.19	35.90	37.70	39.59
BIWEEKLY		2,481.07	2,604.80	2,735.20	2,872.00	3,016.00	3,167.20
MONTHLY		5,375.66	5,643.73	5,926.27	6,222.67	6,534.67	6,862.27
ANNUAL		64,507.87	67,724.80	71,115.20	74,672.00	78,416.00	82,347.20

Effective December 31, 2012 - June 30, 2013 salary concession expires

HOURLY	40	32.65	34.28	35.99	37.79	39.68	41.66
BIWEEKLY		2,611.66	2,742.40	2,879.20	3,023.20	3,174.40	3,332.80
MONTHLY		5,658.59	5,941.87	6,238.27	6,550.27	6,877.87	7,221.07
ANNUAL		67,903.06	71,302.40	74,859.20	78,603.20	82,534.40	86,652.80

**INFORMATION TECHNOLOGY MANAGER**

Effective July 1, 2012 - December 30, 2012 includes 5% salary reduction

HOURLY	40	31.83	33.42	35.09	36.84	38.68	40.61
BIWEEKLY		2,546.13	2,673.60	2,807.20	2,947.20	3,094.40	3,248.80
MONTHLY		5,516.61	5,792.80	6,082.27	6,385.60	6,704.53	7,039.07
ANNUAL		66,199.33	69,513.60	72,987.20	76,627.20	80,454.40	84,468.80

Effective December 31, 2012 - June 30, 2013 salary concession expires

HOURLY	40	33.50	35.18	36.94	38.79	40.73	42.77
BIWEEKLY		2,680.14	2,814.40	2,955.20	3,103.20	3,258.40	3,421.60
MONTHLY		5,806.96	6,097.87	6,402.93	6,723.60	7,059.87	7,413.47
ANNUAL		69,683.54	73,174.40	76,835.20	80,683.20	84,718.40	88,961.60



**TOWN OF PARADISE SALARY PAY PLAN  
FISCAL YEAR 2012/13**

<b>Position Title</b>	<b>Hours/Week</b>	<b>A Step</b>	<b>B Step</b>	<b>C Step</b>	<b>D Step</b>	<b>E Step</b>	<b>F Step</b>
-----------------------	-------------------	---------------	---------------	---------------	---------------	---------------	---------------

**COMMUNITY DEVELOPMENT DIRECTOR**

Effective July 1, 2012 - June 30, 2013

HOURLY	40	33.50	35.18	36.94	38.79	40.73	42.77
BIWEEKLY		2,680.00	2,814.40	2,955.20	3,103.20	3,258.40	3,421.60
MONTHLY		5,806.67	6,097.87	6,402.93	6,723.60	7,059.87	7,413.47
ANNUAL		69,680.00	73,174.40	76,835.20	80,683.20	84,718.40	88,961.60

**ASST. TOWN MANAGER/BUS & HOUSING DIR. (Frozen as of 1/1/13)**

Effective July 1, 2012 - December 31, 2012

HOURLY	40	41.04	43.09	45.24	47.50	49.88	52.37
BIWEEKLY		3,283.20	3,447.20	3,619.20	3,800.00	3,990.40	4,189.60
MONTHLY		7,113.60	7,468.93	7,841.60	8,233.33	8,645.87	9,077.47
ANNUAL		85,363.20	89,627.20	94,099.20	98,800.00	103,750.40	108,929.60

**FIRE ADMINISTRATION**

**CIVILIAN FIRE PREVENTION INSPECTOR**

Effective July 1, 2012 - June 30, 2013

HOURLY	18	10.14	10.65	11.18	11.74	12.33	
BIWEEKLY		365.04	383.40	402.48	422.64	443.88	
MONTHLY		790.92	830.70	872.04	915.72	961.74	
ANNUAL		9,491.04	9,968.40	10,464.48	10,988.64	11,540.88	

**ADMINISTRATIVE ASSISTANT II (FIRE)**

Effective July 1, 2012 - December 30, 2012 includes 5% salary reduction

HOURLY	24	14.11	14.81	15.55	16.33	17.15	18.01
BIWEEKLY		677.23	710.88	746.40	783.84	823.20	864.48
MONTHLY		1,467.34	1,540.24	1,617.20	1,698.32	1,783.60	1,873.04
ANNUAL		17,608.03	18,482.88	19,406.40	20,379.84	21,403.20	22,476.48

**TOWN OF PARADISE SALARY PAY PLAN  
FISCAL YEAR 2012/13**

<b>Position Title</b>	<b>Hours/Week</b>	<b>A Step</b>	<b>B Step</b>	<b>C Step</b>	<b>D Step</b>	<b>E Step</b>	<b>F Step</b>
Effective December 31, 2012 - June 30, 2013 salary concession expires							
HOURLY	24	14.85	15.59	16.37	17.19	18.05	18.95
BIWEEKLY		712.88	748.32	785.76	825.12	866.40	909.60
MONTHLY		1,544.57	1,621.36	1,702.48	1,787.76	1,877.20	1,970.80
ANNUAL		18,534.80	19,456.32	20,429.76	21,453.12	22,526.40	23,649.60

**FIRE CHIEF (Cal Fire Contract)**

**FIRE SUPPRESSION**

**FIREFIGHTER (Effective 1/1/13 Cal Fire Contract)**

Effective July 1, 2012 - December 31, 2012							
HOURLY	56	14.21	14.92	15.67	16.45	17.27	18.13
BIWEEKLY		1,591.92	1,671.04	1,755.04	1,842.40	1,934.24	2,030.56
MONTHLY		3,449.17	3,620.59	3,802.59	3,991.87	4,190.85	4,399.55
ANNUAL		41,390.00	43,447.04	45,631.04	47,902.40	50,290.24	52,794.56

**FIRE ENGINEER (Effective 1/1/13 Cal Fire Contract)**

Effective July 1, 2012 - December 31, 2012							
HOURLY	56	16.47	17.29	18.15	19.06	20.01	21.01
BIWEEKLY		1,844.63	1,936.48	2,032.80	2,134.72	2,241.12	2,353.12
MONTHLY		3,996.70	4,195.71	4,404.40	4,625.23	4,855.76	5,098.43
ANNUAL		47,960.35	50,348.48	52,852.80	55,502.72	58,269.12	61,181.12

**TOWN OF PARADISE SALARY PAY PLAN  
FISCAL YEAR 2012/13**

<b>Position Title</b>	<b>Hours/Week</b>	<b>A Step</b>	<b>B Step</b>	<b>C Step</b>	<b>D Step</b>	<b>E Step</b>	<b>F Step</b>
<b>FIRE CAPTAIN (Effective 1/1/13 Cal Fire Contract)</b>							
Effective July 1, 2012 - December 31, 2012							
HOURLY	56	18.17	19.08	20.03	21.03	22.08	23.18
BIWEEKLY		2,035.07	2,136.96	2,243.36	2,355.36	2,472.96	2,596.16
MONTHLY		4,409.33	4,630.08	4,860.61	5,103.28	5,358.08	5,625.01
ANNUAL		52,911.91	55,560.96	58,327.36	61,239.36	64,296.96	67,500.16

<b>FIRE BATTALION CHIEF (Effective 1/1/13 Cal Fire Contract)</b>							
Effective July 1, 2012 - December 31, 2012							
HOURLY	56	23.48	24.65	25.88	27.17	28.53	29.96
BIWEEKLY		2,629.60	2,760.80	2,898.56	3,043.04	3,195.36	3,355.52
MONTHLY		5,697.47	5,981.73	6,280.21	6,593.25	6,923.28	7,270.29
ANNUAL		68,369.68	71,780.80	75,362.56	79,119.04	83,079.36	87,243.52

FY 2012/2013

All Funds  
Expenditures & Revenues

**TOWN OF PARADISE**  
**Summary of Expenditures and Revenues**

Fiscal Year 2011/12							
Fund	Description	Fund Balance 07/01/11	Projected Revenues	Projected Expenses	Transfers IN	Transfers OUT	Fund Balance 06/30/12
<b>1010</b>	<b>GENERAL FUND</b>	<b>1,692,426</b>	<b>9,394,940</b>	<b>10,253,736</b>	<b>560,173</b>		<b>1,393,803</b>
<b>SPECIAL REVENUE FUNDS</b>							
2030	Building Safety & Waste Water Services	-	723,943	609,139		(99,931)	14,873
2070	Animal Control Fund	(22,305)	173,450	162,691	24,384	(23,990)	(11,152)
2120	Gas Tax	86,827	1,056,408	826,457	78,470	(96,627)	298,621
2140	Traffic Safety Fund	34,887	31,084			(26,000)	39,971
2150	Special Projects Fund	265,904		9,459			256,445
2155	Energy Efficiency Conservation Grant	-	11,942	664			11,278
2160	BHS - Economic Development	149,548	380	135,536	106,396	(24,444)	96,344
2161	BHS - HUD Revolving Loan Fund	150,728	5,800	3,563			152,965
2162	BHS - HOME Loan Fund	11,965	63,001	55,866		(19,100)	0
2163	BHS - Cal Home Loan Fund	75,431	10,017	25		(30,258)	55,165
2215	Abandoned Vehicle Abatement (AVA)	15,178	24,058	1,341		(4,715)	33,180
2240	Asset Seizure Fund	2,672	2,224				4,896
2304	BHS - 2004 CDBG	-	4,766	4,766			-
2305	BHS - 2005 CDBG	-	18,620	18,620			-
2306	BHS - 2006 CDBG	-	8,942	8,942			-
2307	BHS - 2007 CDBG	-	28,050	28,050			-
2308	BHS - 2008 CDBG	-					-
2308	BHS - 2008 CDBG-R	-	13,069	5,448		(7,621)	-
2309	BHS - 2009 CDBG	-					-
2310	BHS - 2010 CDBG	-	12,410	12,410			-
2311	BHS - 2011 CDBG	-	83,292	83,292			-
2312	BHS - 2012 CDBG	-					-
2409	BHS - 2009 CalHome Grant	47,786	225,000	249,286		(23,500)	0
2503	Drainage Development Fund	17,756				(17,756)	(0)
2505	Memorial Trailway Fund	2,226				(2,226)	(0)
2510	95 DIF Impact Fee Road Improvements	643,439	12,146			(30,673)	624,912
2520	95 DIF Impact Fee Signal Improvements	64,810	1,063				65,873
2540	95 DIF Impact Fee Police Facilities	32,420	1,897				34,317

**TOWN OF PARADISE**  
**Summary of Expenditures and Revenues**

Fiscal Year 2011/12							
Fund	Description	Fund Balance 07/01/11	Projected Revenues	Projected Expenses	Transfers IN	Transfers OUT	Fund Balance 06/30/12
2550	95 DIF Impact Fee Fire Facilities	8,555	1,548				10,103
2551	Drainage Impact Fees	625,388	10,248			(59,610)	576,026
2610	BHS - 2010 HOME Grant	-	290,249	256,711		(33,538)	-
2611	BHS - 2011 HOME Grant	-	359,695	359,695			-
5060	Cluster Septic System #1	(4,339)	-	-			(4,339)
	<b>Total Special Revenue Funds</b>	<b>2,208,878</b>	<b>3,173,302</b>	<b>2,831,961</b>	<b>209,250</b>	<b>(499,989)</b>	<b>2,259,480</b>
<b>PUBLIC SAFETY GRANTS</b>							
2124	SR2S Safe Routes to School	-	24,203	24,203			-
2204	State SLESF Fund	9,015	100,010	59,787		(45,000)	4,238
2208	CalGRIP Grant	-	43,150	43,150			-
2213	School Resource Officer (HS)	-	69,013	69,013			-
2214	School Resource Officer (IS)	0	25,000	25,000			0
2218	Avoid 2009 Police DUI Grant	-	69,030	69,030			-
2220	Alcohol Beverage Control (ABC) Grant	-					-
	<b>Total Public Safety/CIP Grant Funds</b>	<b>9,015</b>	<b>330,406</b>	<b>290,183</b>	<b>-</b>	<b>(45,000)</b>	<b>4,238</b>
<b>TRUST AND AGENCY FUNDS</b>							
7801	Police Trading Cards	1,745	4				1,749
7804	Chaplain Fund-Police & Fire	286	1				287
7805	VIPS (Volunteers in Police Service)	10,403	5,715	1,742			14,376
7807	Horlic Bldg Renovation Donation	21,430				(21,430)	0
7808	Canine Protection Unit Donation Fund	27,090	2,545	13,943			15,692
7810	Fire Miscellaneous Donation Fund	6,164	12				6,176
7811	Animal Control Misc Donation Fund	77,635	8,382	1,200		(24,384)	60,433
7813	Police Misc Donation Fund	799	102	492			409
	<b>Total Trust and Agency Funds</b>	<b>145,552</b>	<b>16,761</b>	<b>17,377</b>	<b>-</b>	<b>(45,814)</b>	<b>99,122</b>

**TOWN OF PARADISE**  
**Summary of Expenditures and Revenues**

Fiscal Year 2011/12							
Fund	Description	Fund Balance 07/01/11	Projected Revenues	Projected Expenses	Transfers IN	Transfers OUT	Fund Balance 06/30/12
<b>CAPITAL PROJECT FUNDS</b>							
2100	Capital Improvement Projects Fund	-		574,639	574,639		-
2110	Transportation Fund	393,208	1,000				394,208
2111	Prop 42 AB438 Traffic Congestion Relief Fund	49,960				(49,960)	(0)
2112	CMAQ-Congestion Mgmt Air Qual	-	553,553			(553,553)	-
3710	Equipment Replacement Fund	12,865	41,076	53,941			0
5900	Transit Fund	1,151,988	841,057	852,698		(2,597)	1,137,750
	<b>Total Capital Project Funds</b>	<b>1,608,021</b>	<b>1,436,686</b>	<b>1,481,278</b>	<b>574,639</b>	<b>(606,110)</b>	<b>1,531,958</b>
<b>INTERNAL SERVICE FUNDS</b>							
6970	Self Insurance Fund	143,680	215,505			(143,646)	215,539
	<b>Total Internal Service Funds</b>	<b>143,680</b>	<b>215,505</b>	-	-	<b>(143,646)</b>	<b>215,539</b>
<b>DEBT SERVICE FUNDS</b>							
4221	WWDAD Fund	6,298	-	-			6,298
	<b>Total Debt Service Funds</b>	<b>6,298</b>	-	-	-	-	<b>6,298</b>
<b>FIDUCIARY FUNDS</b>							
7610	Town General Trust Fund	1,535	-	-			1,535
7615	Vehicle Sales Proceeds	27,612	7,590	419			34,783
7611	GASB 45 Retiree Medical Trust	50,059	5,344	3,532			51,871
7621	Employee Bank	60	76				136
7624	SMIP-Strong Motion Impl Prog	1,135	1,217				2,352
7625	PD Property Room Proceeds	2,006	477				2,483
7626	Traffic Offender Impound Fund	25,166	12,264				37,430
7627	Tech Equipment Replacement Fund	5,994	54,163	51,000			9,157

**TOWN OF PARADISE**  
**Summary of Expenditures and Revenues**

Fiscal Year 2011/12							
Fund	Description	Fund Balance 07/01/11	Projected Revenues	Projected Expenses	Transfers IN	Transfers OUT	Fund Balance 06/30/12
7628	General Plan Update Fund	74,528	29,745				104,273
7629	Hydrant Maintenance Fund	(1,218)	2,061	843			0
7630	DOJ Livescan Fees	(103)	14,351	14,248			(0)
7635	PD Found Money	6,531	5,927	4,092			8,366
		<b>193,304</b>	<b>133,215</b>	<b>74,134</b>	-	-	<b>252,385</b>
<b>Total Town of Paradise Budget</b>		<b>6,007,174</b>	<b>14,700,815</b>	<b>14,948,669</b>	<b>1,344,062</b>	<b>(1,340,559)</b>	<b>5,762,823</b>
<b>SUCCESSOR AGENCY TO PARADISE REDEVELOPMENT AGENCY FUNDS</b>							
2920	Successor Agency to RDA NH	(1,575,566)	170,745	357,561	189,756	(2,940)	(1,575,566)
2921	Town of Paradise Housing Fund	43,040	56,821	32,758		(563)	66,540
2922	Successor Agency to RDA NH Revolving Loan	62,892	5,052	152		(67,792)	(0)
2923	Town of Paradise Housing Revolving Loan Fund	17,454	8,582				26,036
2924	RDA Obligation Retirement Fund	-	171,867			(121,964)	49,903
<b>Total Successor Agency to Paradise Redevelopr</b>		<b>(1,452,179)</b>	<b>413,067</b>	<b>390,471</b>	<b>189,756</b>	<b>(193,259)</b>	<b>(1,433,086)</b>
<b>Total Budget</b>		<b>4,554,994</b>	<b>15,113,882</b>	<b>15,339,140</b>	<b>1,533,818</b>	<b>(1,533,818)</b>	<b>4,329,736</b>



**TOWN OF PARADISE**  
**Summary of Expenditures and Revenues**

Fiscal Year 2012/13							
Fund	Description	Fund Balance 07/01/12	Projected Revenues	Projected Expenses	Transfers IN	Transfers OUT	Fund Balance 06/30/13
<b>1010</b>	<b>GENERAL FUND</b>	<b>1,393,803</b>	<b>9,242,822</b>	<b>10,007,207</b>	<b>603,209</b>		<b>1,232,627</b>
<b>SPECIAL REVENUE FUNDS</b>							
2030	Building Safety & Waste Water Services	14,873	690,769	586,470		(111,415)	7,757
2070	Animal Control Fund	(11,152)	173,083	163,195	16,457	(26,320)	(11,127)
2120	Gas Tax	298,621	1,023,904	1,173,963	149,906	(124,067)	174,401
2140	Traffic Safety Fund	39,971	31,075			(30,000)	41,046
2150	Special Projects Fund	256,445		150,000			106,445
2155	Energy Efficiency Conservation Grant	11,278	55,433	66,711			-
2160	BHS - Economic Development	96,344		28,557	6,843	(23,274)	51,356
2161	BHS - HUD Revolving Loan Fund	152,965	6,100	3,500			155,565
2162	BHS - HOME Loan Fund	0	3,840	3,840			0
2163	BHS - Cal Home Loan Fund	55,165	100				55,265
2215	Abandoned Vehicle Abatement (AVA)	33,180	24,058	105		(5,000)	52,133
2240	Asset Seizure Fund	4,896	506				5,402
2304	BHS - 2004 CDBG	-					-
2305	BHS - 2005 CDBG	-	10,197	10,197			-
2306	BHS - 2006 CDBG	-	13,980	13,980			-
2307	BHS - 2007 CDBG	-	31,867	31,867			-
2308	BHS - 2008 CDBG	-	75,600	75,600			-
2308	BHS - 2008 CDBG-R	-					-
2309	BHS - 2009 CDBG	-	80,000	80,000			-
2310	BHS - 2010 CDBG	-	45,573	45,573			-
2311	BHS - 2011 CDBG	-	116,189	116,189			-
2312	BHS - 2012 CDBG	-	157,861	157,861			-
2409	BHS - 2009 CalHome Grant	0					0
2503	Drainage Development Fund	(0)					(0)
2505	Memorial Trailway Fund	(0)					(0)
2510	95 DIF Impact Fee Road Improvements	624,912	11,000			(213,297)	422,615
2520	95 DIF Impact Fee Signal Improvements	65,873	1,050				66,923
2540	95 DIF Impact Fee Police Facilities	34,317	1,875				36,192

**TOWN OF PARADISE**  
**Summary of Expenditures and Revenues**

Fiscal Year 2012/13							
Fund	Description	Fund Balance 07/01/12	Projected Revenues	Projected Expenses	Transfers IN	Transfers OUT	Fund Balance 06/30/13
2550	95 DIF Impact Fee Fire Facilities	10,103	1,550				11,653
2551	Drainage Impact Fees	576,026	10,800				586,826
2610	BHS - 2010 HOME Grant	-	170,400	170,400			-
2611	BHS - 2011 HOME Grant	-	33,911	33,911			-
5060	Cluster Septic System #1	(4,339)	-	-			(4,339)
	<b>Total Special Revenue Funds</b>	<b>2,259,480</b>	<b>2,770,721</b>	<b>2,911,919</b>	<b>173,206</b>	<b>(533,373)</b>	<b>1,758,115</b>
<b>PUBLIC SAFETY GRANTS</b>							
2124	SR2S Safe Routes to School	-	25,000	25,000			-
2204	State SLESF Fund	4,238	100,000	50,004		(50,000)	4,234
2208	CalGRIP Grant	-	103,800	103,800			-
2213	School Resource Officer (HS)	-	25,000	25,000			-
2214	School Resource Officer (IS)	0					0
2218	Avoid 2009 Police DUI Grant	-	70,000	70,000			-
2220	Alcohol Beverage Control (ABC) Grant	-	35,000	35,000			-
	<b>Total Public Safety/CIP Grant Funds</b>	<b>4,238</b>	<b>358,800</b>	<b>308,804</b>	<b>-</b>	<b>(50,000)</b>	<b>4,234</b>
<b>TRUST AND AGENCY FUNDS</b>							
7801	Police Trading Cards	1,749	4				1,753
7804	Chaplain Fund-Police & Fire	287	1				288
7805	VIPS (Volunteers in Police Service)	14,376	5,029	1,400			18,005
7807	Horlic Bldg Renovation Donation	0					0
7808	Canine Protection Unit Donation Fund	15,692	60				15,752
7810	Fire Miscellaneous Donation Fund	6,176	12				6,188
7811	Animal Control Misc Donation Fund	60,433	5,150			(16,457)	49,126
7813	Police Misc Donation Fund	409	102	500			11
	<b>Total Trust and Agency Funds</b>	<b>99,122</b>	<b>10,358</b>	<b>1,900</b>	<b>-</b>	<b>(16,457)</b>	<b>91,123</b>

**TOWN OF PARADISE**  
**Summary of Expenditures and Revenues**

Fiscal Year 2012/13							
Fund	Description	Fund Balance 07/01/12	Projected Revenues	Projected Expenses	Transfers IN	Transfers OUT	Fund Balance 06/30/13
<b>CAPITAL PROJECT FUNDS</b>							
2100	Capital Improvement Projects Fund	-		1,806,424	1,806,424		-
2110	Transportation Fund	394,208	800			(140,000)	255,008
2111	Prop 42 AB438 Traffic Congestion Relief Fund	(0)					(0)
2112	CMAQ-Congestion Mgmt Air Qual	-	1,624,332			(1,624,332)	-
3710	Equipment Replacement Fund	0	64,100	64,000			100
5900	Transit Fund	1,137,750	881,101	934,145		(3,172)	1,081,534
	<b>Total Capital Project Funds</b>	<b>1,531,958</b>	<b>2,570,333</b>	<b>2,804,569</b>	<b>1,806,424</b>	<b>(1,767,504)</b>	<b>1,336,642</b>
<b>INTERNAL SERVICE FUNDS</b>							
6970	Self Insurance Fund	215,539	150,000			(215,505)	150,034
	<b>Total Internal Service Funds</b>	<b>215,539</b>	<b>150,000</b>	-	-	<b>(215,505)</b>	<b>150,034</b>
<b>DEBT SERVICE FUNDS</b>							
4221	WWDAD Fund	6,298	-	-			6,298
	<b>Total Debt Service Funds</b>	<b>6,298</b>	-	-	-	-	<b>6,298</b>
<b>FIDUCIARY FUNDS</b>							
7610	Town General Trust Fund	1,535	-	-			1,535
7615	Vehicle Sales Proceeds	34,783	1,100	17,200			18,683
7611	GASB 45 Retiree Medical Trust	51,871	6,000	100			57,771
7621	Employee Bank	136	50				186
7624	SMIP-Strong Motion Impl Prog	2,352	500				2,852
7625	PD Property Room Proceeds	2,483	300				2,783
7626	Traffic Offender Impound Fund	37,430	15,064	11,900			40,594
7627	Tech Equipment Replacement Fund	9,157	49,000	51,000			7,157

**TOWN OF PARADISE**  
**Summary of Expenditures and Revenues**

Fiscal Year 2012/13							
Fund	Description	Fund Balance 07/01/12	Projected Revenues	Projected Expenses	Transfers IN	Transfers OUT	Fund Balance 06/30/13
7628	General Plan Update Fund	104,273	27,200				131,473
7629	Hydrant Maintenance Fund	0					0
7630	DOJ Livescan Fees	(0)	14,500	14,500			(0)
7635	PD Found Money	8,366	2,000	500			9,866
		<b>252,385</b>	<b>115,714</b>	<b>95,200</b>	-	-	<b>272,899</b>
<b>Total Town of Paradise Budget</b>		<b>5,762,823</b>	<b>15,218,748</b>	<b>16,129,599</b>	<b>2,582,839</b>	<b>(2,582,839)</b>	<b>4,851,972</b>
<b>SUCCESSOR AGENCY TO PARADISE REDEVELOPMENT AGENCY FUNDS</b>							
2920	Successor Agency to RDA NH	(1,575,566)		347,731	347,731		(1,575,566)
2921	Town of Paradise Housing Fund	66,540					66,540
2922	Successor Agency to RDA NH Revolving Loan	(0)					(0)
2923	Town of Paradise Housing Revolving Loan Fund	26,036					26,036
2924	RDA Obligation Retirement Fund	49,903	347,731			(347,731)	49,903
<b>Total Successor Agency to Paradise Redevelopr</b>		<b>(1,433,086)</b>	<b>347,731</b>	<b>347,731</b>	<b>347,731</b>	<b>(347,731)</b>	<b>(1,433,086)</b>
<b>Total Budget</b>		<b>4,329,736</b>	<b>15,566,479</b>	<b>16,477,330</b>	<b>2,930,570</b>	<b>(2,930,570)</b>	<b>3,418,885</b>

**TOWN OF PARADISE  
Budget Transfers Report**

**FISCAL YEAR 2011-2012 TRANSFERS ESTIMATED TO 06/30/12**

Account-Transfer Out				Amount	Account - Transfer In				Amount		
2111	5910	120	To Gas Tax	49,960	2120	3910	111	From Prop 42 AB438	49,960	Streets & Roads Maintenance	
2112	5910	120	To Gas Tax	20,752	2120	3910	112	From CMAQ	20,752	CIP 9363 Pearson/Recreation Signal Wages	
2308	5910	120	To Gas Tax	70	2120	3910	308	From CDBG-R ARRA	70	CIP 9362 Pearson Park & Ride, Road Imp	
2510	5910	120	To Gas Tax	4,973	2120	3910	510	From DIF Road Imp Fund	4,973	CIP 9361 South Libby Rehab Wages	
2551	5910	120	To Gas Tax	2,715	2120	3910	551	From DIF Drainage	2,715	CIP 9363 Pearson/Recreation Signal Wages	
<b>Total 2011/12 Transfers Out to Fund 2120</b>				<b>78,470</b>	<b>Total 2011/2012 Transfers in to Fund 2120</b>				<b>78,470</b>		

Account-Transfer Out				Amount	Account - Transfer In				Amount		
2112	5910	100	To Capital Projects	513,722	2100	3910	112	From CMAQ	513,722	CIP 9363 Pearson/Recreation Signal & 9362 Park & Ride	
2308	5910	100	To Capital Projects	2,399	2100	3910	308	From CDBG-R	2,399	CIP 9362 Pearson Park & Ride, Road Imp	
2510	5910	100	To Capital Projects	21,623	2100	3910	510	From Impact Fees Road Improv	21,623	CIP 9361 So Libby Rehab Pearson to End	
2551	5910	100	To Capital Projects	36,895	2100	3910	551	From DIF Drainage	36,895	CIP 9363 Pearson/Recreation Signal	
<b>Total 2011/12 Transfers Out to Fund 2100</b>				<b>574,639</b>	<b>Total 2011/2012 Transfers in to Fund 2100</b>				<b>574,639</b>		

Account-Transfer Out				Amount	Account - Transfer In				Amount	
2030	5910	010	To General Fund	76,075	1010	3910	030	From Building Safety Waste Wa	76,075	Internal Svcs Allocated Costs
2030	5910	010	To General Fund	23,856	1010	3910	030	From Building Safety Waste Wa	23,856	POB Payment
2070	5910	010	To General Fund	17,854	1010	3910	070	From Animal Control Fund	17,854	Internal Svcs Allocated Costs
2070	5910	010	To General Fund	6,136	1010	3910	070	From Animal Control Fund	6,136	POB Payment
2112	5910	010	To General Fund	19,079	1010	3910	112	From CMAQ	19,079	CIP 9362 Pearson Park & Ride, Road Imp
2120	5910	010	To General Fund	69,364	1010	3910	120	From Gas Tax	69,364	Internal Svcs Allocated Costs
2120	5910	010	To General Fund	27,263	1010	3910	120	From Gas Tax	27,263	POB Payment
2140	5910	010	To General Fund	26,000	1010	3910	140	From Traffic Safety Fund	26,000	Operating Transfer
2160	5910	010	To General Fund	5,000	1010	3910	160	From BHS Econ Dev Fund	5,000	Internal Svcs Allocated Costs
2160	5910	010	To General Fund	19,444	1010	3910	160	From BHS Econ Dev Fund	19,444	POB Payment
2204	5910	010	To General Fund	45,000	1010	3910	204	From SLESF Fund	45,000	CSO Program
2215	5910	010	To General Fund	4,715	1010	3910	215	From AVA Fund	4,715	AVA Activity Reimbursement
2308	5910	010	To General Fund	5,152	1010	3910	308	From CDBG-R ARRA	5,152	CIP 9362 Pearson Park & Ride, Road Imp
2503	5910	010	To General Fund	17,756	1010	3910	503	From Drainage Trust Fund	17,756	Operating Transfer
2505	5910	010	To General Fund	2,226	1010	3910	505	From Memorial Trailway Fund	2,226	Operating Transfer
2510	5910	010	To General Fund	4,077	1010	3910	510	From Road Development	4,077	CIP 9661 So Libby Rehab Eng. Wages
2551	5910	010	To General Fund	20,000	1010	3910	551	From Drainage Impact Fees	20,000	Operating Transfer
2920	5910	010	To General Fund	2,940	1010	3910	920	From RDA Non Housing	2,940	Internal Svcs Allocated Costs
2921	5910	010	To General Fund	563	1010	3910	921	From RDA Housing	563	Internal Svcs Allocated Costs
5900	5910	010	To General Fund	1,256	1010	3910	900	From Transit Fund	1,256	Internal Svcs Allocated Costs
5900	5910	010	To General Fund	1,341	1010	3910	900	From Transit Fund	1,341	POB Payment
6970	5910	010	To General Fund	143,646	1010	3910	970	From Self Insurance Fund	143,646	2010/2011 Trans of Funds
7807	5910	010	To General Fund	21,430	1010	3910	807	From Horic Renovation Donatio	21,430	Operating Transfer

**TOWN OF PARADISE  
Budget Transfers Report**

7811	5910	070	To Animal Control Fund	24,384	2070	3910	811	From Animal Control Donation F	24,384	Deficit Fund Balance Contribution	
2162	5910	160	To BHS Econ Dev Fnd	19,100	2160	3910	162	From BHS Home Loan	19,100	Program Income	
2163	5910	160	To BHS Econ Dev Fnd	30,258	2160	3910	163	From BHS Cal-Home Loan	30,258	Program Income	
2409	4808	5910	160	To BHS Econ Dev Fnd	23,500	2160	3910	409	From BHS 2009 CalHome	23,500	Activity Delivery Fees
2610	4805	5910	160	To BHS Econ Dev Fnd	23,149	2160	3910	610	From BHS 2010 HOME Grant	23,149	Activity Delivery Fees
2610	4808	5910	160	To BHS Econ Dev Fnd	10,389	2160	3910	610	From BHS 2010 HOME Grant	10,389	Activity Delivery Fees
2922	5910	920	To Successor RDA NH	67,792	2920	3910	922	From Successor RDA NH RL	67,792	Debt Service	
2924	5910	920	To Successor RDA NH	121,964	2920	3910	924	From RDA Obligation Retiremer	121,964	Debt Service	

<b>Total 2011/12 Other Transfers Out</b>	<b>880,709</b>	<b>Total 2011/2012 Other Transfers In</b>	<b>880,709</b>
--	----------------	---	----------------

<b>Total 2011/2012 Transfers Out</b>	<b>1,533,818</b>	<b>Total 2011/2012 Transfers In</b>	<b>1,533,818</b>
--------------------------------------	------------------	-------------------------------------	------------------

**TOWN OF PARADISE  
Budget Transfers Report**

**FISCAL YEAR 2012-2013 TRANSFERS**

Account-Transfer Out				Amount	Account - Transfer In				Amount		
2110	5910	120	To Gas Tax	45,000	2120	3910	110	From Transportation Prop 1B	45,000	Annual Digout Repairs	
2110	5910	120	To Gas Tax	70,000	2120	3910	110	From Transportation Prop 1B	70,000	Annual Roadway Markings/Legends	
2110	5910	120	To Gas Tax	25,000	2120	3910	110	From Transportation Prop 1B	25,000	Annual Slurry Seal Projects	
2112	5910	120	To Gas Tax	7,925	2120	3910	112	From CMAQ	7,925	CIP 9363 Pearson/Recreation Signal Wages	
2510	5910	120	To Gas Tax	1,981	2120	3910	510	Impact Fees Road Improvement	1,981	CIP 9361 So Libby Wages	
<b>Total 2012/13 Transfers Out to Fund 2120</b>				<b>149,906</b>	<b>Total 2012/2013 Transfers in to Fund 2120</b>				<b>149,906</b>		

Account-Transfer Out				Amount	Account - Transfer In				Amount		
2112	5910	100	To Capital Projects	1,596,765	2100	3910	112	From CMAQ	1,596,765	CIP 9363 Pearson/Recreation Signal	
2510	5910	100	To Capital Projects	209,659	2100	3910	510	From Impact Fees Road Improv	209,659	CIP 9361 So Libby Rehab Pearson to End	
<b>Total 2012/13 Transfers Out to Fund 2100</b>				<b>1,806,424</b>	<b>Total 2012/2013 Transfers in to Fund 2100</b>				<b>1,806,424</b>		

Account-Transfer Out				Amount	Account - Transfer In				Amount		
2030	5910	010	To General Fund	74,838	1010	3910	030	From Building Safety Waste Wa	74,838	Internal Svcs Allocated Costs	
2030	5910	010	To General Fund	36,577	1010	3910	030	From Building Safety Waste Wa	36,577	POB Payment	
2070	5910	010	To General Fund	20,458	1010	3910	070	From Animal Control Fund	20,458	Internal Svcs Allocated Costs	
2070	5910	010	To General Fund	5,862	1010	3910	070	From Animal Control Fund	5,862	POB Payment	
2112	5910	010	To General Fund	12,799	1010	3910	112	From CMAQ	12,799	CIP 9363 Pearson/Recreation Signal Eng. Wages	
2120	5910	010	To General Fund	81,195	1010	3910	120	From Gas Tax	81,195	Internal Svcs Allocated Costs	
2120	5910	010	To General Fund	42,872	1010	3910	120	From Gas Tax	42,872	POB Payment	
2140	5910	010	To General Fund	30,000	1010	3910	140	From Traffic Safety Fund	30,000	Operating Transfer	
2160	5910	010	To General Fund	5,000	1010	3910	160	From BHS Econ Dev Fund	5,000	Internal Svcs Allocated Costs	
2160	5910	010	To General Fund	18,274	1010	3910	160	From BHS Econ Dev Fund	18,274	POB Payment	
2204	5910	010	To General Fund	50,000	1010	3910	204	From SLESF Fund	50,000	CSO Program	
2215	5910	010	To General Fund	5,000	1010	3910	215	From AVA Fund	5,000	AVA Activity Reimbursement	
2510	5910	010	To General Fund	1,657	1010	3910	510	From Road Development	1,657	CIP 9361 So Libby Rehab Eng. Wages	
5900	5910	010	To General Fund	1,448	1010	3910	900	From Transit Fund	1,448	Internal Svcs Allocated Costs	
5900	5910	010	To General Fund	1,724	1010	3910	900	From Transit Fund	1,724	POB Payment	
6970	5910	010	To General Fund	215,505	1010	3910	970	From Self Insurance Fund	215,505	2011/2012 Trans of Funds	
7811	5910	070	To Animal Control Fund	16,457	2070	3910	811	From Animal Donation Fund	16,457	Deficit Fund Balance Contribution	
2112	5910	160	To BHS Econ Dev Fnd	6,843	2160	3910	112	From CMAQ	6,843	CIP 9363 Pearson/Recreation Signal Wages	
2924	5910	920	To Successor RDA NH	347,731	2920	3910	924	From RDA Obligation Retiremer	347,731	Debt Service	
<b>Total 2012/13 Other Transfers Out</b>				<b>974,240</b>	<b>Total 2012/2013 Other Transfers In</b>				<b>974,240</b>		

<b>Total 2012/2013 Transfers Out</b>				<b>2,930,570</b>	<b>Total 2012/2013 Transfers In</b>				<b>2,930,570</b>		
--------------------------------------	--	--	--	------------------	-------------------------------------	--	--	--	------------------	--	--

FY 2012/2013

General Fund



**TOWN OF PARADISE  
GENERAL FUND SUMMARY  
Fiscal Year 2012/13 Budget**

	Audited Year 2010/11	Estimated Actual Year 2011/12	Budget Year 2012/13
<b>Beginning Fund Balance</b>	<b>1,865,727</b>	<b>1,692,426</b>	<b>1,393,803</b>
<b>Revenues</b>			
<b>Property Taxes - Local</b>			
Property Taxes - Secured	4,106,712	4,035,393	3,954,685
Property Taxes Unsecured	193,795	201,632	202,640
Property Taxes Prior Years	9,615	7,344	7,344
Property Taxes Supplemental	20,570	10,000	10,000
Property Transfer Tax	34,063	36,263	37,351
<b>Total</b>	<b>4,364,754</b>	<b>4,290,632</b>	<b>4,212,020</b>
<b>Non Property Taxes - Local</b>			
General Sales and Use Tax	1,660,578	1,670,155	1,687,446
Franchise Taxes	782,601	792,429	800,353
Transient Occupancy Tax	161,990	169,363	168,341
Other Taxes	3,059	3,232	3,066
<b>Total</b>	<b>2,608,228</b>	<b>2,635,179</b>	<b>2,659,206</b>
<b>Shared Taxes - State</b>			
Motor Vehicle In-Lieu Tax	2,127,665	1,962,653	1,929,937
Property Tax Homeowners Apportionment	72,772	71,357	70,643
Other State/Fed - Miscellaneous	26,794	26,222	24,000
<b>Total</b>	<b>2,227,231</b>	<b>2,060,232</b>	<b>2,024,580</b>
<b>Total All Taxes - Local and State</b>	<b>9,200,212</b>	<b>8,986,043</b>	<b>8,895,806</b>

**TOWN OF PARADISE  
GENERAL FUND SUMMARY  
Fiscal Year 2012/13 Budget**

	Audited Year 2010/11	Estimated Actual Year 2011/12	Budget Year 2012/13
<b>Charges for Local Services</b>			
Administration Fees and Charges	2,130	1,793	1,560
Administration Misc Revenues & Reimbursements	77,508	52,151	4,280
Police Fees and Charges	151,756	114,487	104,033
Fire Fees and Charges	120,409	22,323	50,625
CDD - Planning Fees and Charges	73,980	71,601	67,304
CDD - Waste Management Fees and Charges	52,470	58,513	58,404
Public Works Fees and Charges	22,382	72,297	45,148
Paradise Community Park Fees and Charges	2,670	2,570	2,500
Investment Earnings	9,251	13,162	13,162
<b>Total Charges for Local Services</b>	<b>512,557</b>	<b>408,897</b>	<b>347,016</b>
<b>Total Revenue</b>	<b>9,712,769</b>	<b>9,394,940</b>	<b>9,242,822</b>
<b>Transfers In From Other Funds</b>	<b>909,762</b>	<b>560,173</b>	<b>603,209</b>
<b>Total Resources</b>	<b>10,622,531</b>	<b>9,955,113</b>	<b>9,846,031</b>

**TOWN OF PARADISE  
GENERAL FUND SUMMARY  
Fiscal Year 2012/13 Budget**

	Audited Year 2010/11	Estimated Actual Year 2011/12	Budget Year 2012/13
<b>Expenditures</b>			
Non Departmental Expenditures	946,686	888,324	885,747
Council and Town Clerk	313,316	280,111	324,915
Administration	1,445,814	1,357,097	1,319,772
Police Programs	3,862,818	3,820,812	3,781,225
Fire Programs	3,484,066	3,505,303	3,398,941
Community Development	352,118	269,282	199,835
Public Works - Engineering	277,821	92,899	66,975
Parks and Public Facilities	40,390	39,908	29,797
<b>Total Expenditures</b>	<b>10,723,028</b>	<b>10,253,736</b>	<b>10,007,207</b>
<b>General Fund Transfers Out</b>			
To Business Safety & Waste Water Services	87,076		
<b>Total Transfers Out</b>	<b>87,076</b>	-	-
<b>Subtotal General Fund Net Income</b>	<b>(187,573)</b>	<b>(298,623)</b>	<b>(161,176)</b>
<b>Prior Period Adjustment</b>	<b>14,272</b>		
<b>Ending Fund Balance</b>	<b>1,692,426</b>	<b>1,393,803</b>	<b>1,232,627</b>
<b>Designated Reserves</b>			
Unrestricted	842,426		
Unanticipated Emergencies	200,000		
Equipment	200,000		
Building	200,000		
Leave Liability	250,000		
Unassigned		1,393,803	1,232,627

**TOWN OF PARADISE**  
**Fiscal Year 2012/13 Budget**

Account Number	Description	2011 Actual Amount	2012 Amended Budget	2012 Estimated Amount	2013 Department Requested	2013 Manager Recommend	2013 Council Adopted
<b>Fund: 1010 - General Fund</b>							
<u>Revenues</u>							
<b>Department: 00 - Non Department Activity</b>							
<b>Program: 0000 - Non Program Activity</b>							
3110.311	Property Tax Current Secured	4,106,712	4,035,393	4,035,393	3,954,685	3,954,685	3,954,685
3110.312	Property Tax Current Unsecured	193,795	201,632	201,632	202,640	202,640	202,640
3110.315	Property Tax Prior Secured/Unsecured	9,615	7,344	7,344	7,344	7,344	7,344
3110.320	Property Tax General Supplemental	20,570	10,000	10,000	10,000	10,000	10,000
3130.325	General Sales and Use Tax Sales and Use Tax	1,660,578	1,627,479	1,670,155	1,667,150	1,687,446	1,687,446
3167.330	Real Property Transfer Tax Real Property Transfer Tax	34,063	39,052	36,263	37,351	37,351	37,351
3182.335	Franchise Taxes Franchise Taxes	782,601	794,821	792,429	800,353	800,353	800,353
3185.340	Transient Occupancy Tax Transient Occupancy Tax	161,990	163,762	169,363	168,341	168,341	168,341
3210.110	Business Licenses and Permits Business Regulation	2,927	2,650	3,100	3,000	3,000	3,000
3210.120	Business Licenses and Permits Bingo Regulation	132	66	132	66	66	66
3345.100	State Revenues - Other Refunds & Reimbursements	2,257	-	-	-	-	-
3345.200	State Revenues - Other Miscellaneous	24,537	15,000	26,222	24,000	24,000	24,000
3351.001	Property Tax Homeowners Apportionment	72,772	71,357	71,357	70,643	70,643	70,643
3356.001	State Motor Vehicle In Lieu Motor Vehicle In Lieu Tax	2,071,312	1,962,653	1,962,653	1,929,937	1,929,937	1,929,937
3356.003	State Motor Vehicle In Lieu Section 11001.5 Prior	56,353	-	-	-	-	-
3410.104	Administrative Services Returned Check Processing	406	270	314	300	300	300
3410.107	Administrative Services Electronic Audio	20	10	5	10	10	10
3410.112	Administrative Services Printed Material	819	120	250	250	250	250
3410.113	Administrative Services Document Copying	334	250	380	350	350	350
3410.114	Administrative Services Document Certification	104	100	122	100	100	100
3410.115	Administrative Services Research on Request/Dept	456	500	684	550	550	550
3410.150	Administrative Services Late Fees	(10)	-	-	-	-	-
3610.100	Interest Revenue Investments	9,251	13,162	13,162	13,162	13,162	13,162
3610.150	Interest Revenue Interfund Loans	3,814	53,124	29,871	-	-	-
3630.200	Rents and Royalties Billboard Rents and Leases	440	440	440	440	440	440
3901.100	Refunds & Reimbursements Miscellaneous	(44)	19,000	10,000	1,000	1,000	1,000
3902.100	Miscellaneous Revenue General	71,284	1,000	10,038	1,000	1,000	1,000
3902.110	Miscellaneous Revenue Cash Over and Short	(4)	-	-	-	-	-

**TOWN OF PARADISE**  
**Fiscal Year 2012/13 Budget**

Account Number	Description	2011 Actual Amount	2012 Amended Budget	2012 Estimated Amount	2013 Department Requested	2013 Manager Recommend	2013 Council Adopted
<b>Department Total: 00 - Non Department Activity</b>		<b>9,287,085</b>	<b>9,019,185</b>	<b>9,051,309</b>	<b>8,892,672</b>	<b>8,912,968</b>	<b>8,912,968</b>

**Department: 25 - Finance**

**Program: 5005 - Rental Properties**

3901.100	Refunds & Reimbursements Miscellaneous	2,017	1,840	1,840	1,840	1,840	1,840
<b>Department Total: 25 - Finance</b>		<b>2,017</b>	<b>1,840</b>	<b>1,840</b>	<b>1,840</b>	<b>1,840</b>	<b>1,840</b>

**Department: 30 - Police**

**Program: 0000 - Non Program Activity**

3320.100	Federal Revenue - Other Refunds and	16,802	6,400	6,484	500	500	500
3345.004	State Revenues - Other POST Reimbursements	19,319	18,000	19,000	19,000	19,000	19,000
3345.100	State Revenues - Other Refunds & Reimbursements	24,318	27,150	27,150	20,000	24,000	24,000
3380.100	Local Government Revenue Fines and Forfeitures	42,931	32,000	32,000	32,000	32,000	32,000
3380.106	Local Government Revenue Administrative Citations	200	-	-	-	-	-
3421.100	Police Vehicle Repossession	315	250	231	200	200	200
3421.103	Police Weapons Storage Fee	819	800	479	500	500	500
3421.105	Police Cite Sign Off / VIN Verification	2,524	1,700	1,801	1,800	1,800	1,800
3421.111	Police Vehicle Impound Fee	1,456	2,000	2,576	2,000	2,500	2,500
3421.115	Police Police Report (Copy)	6,877	6,400	7,050	6,800	6,800	6,800
3421.120	Police Fingerprint Processing	12,161	9,000	9,000	9,000	9,000	9,000
3421.122	Police Visa/Clearance Letter	104	78	78	78	78	78
3421.128	Police Statutory Registration	960	810	870	810	840	840
3421.130	Police Reproduce/Sale of Tapes & Photos	130	150	170	150	150	150
3421.140	Police Alarm System Registration	189	100	129	100	150	150
3421.141	Police False Alarm Response	1,652	2,000	2,191	2,000	2,000	2,000
3421.180	Police Special Services	1,972	3,000	3,207	2,500	2,500	2,500
3421.182	Police Research on Request	30	15	15	15	15	15
3421.185	Police Bicycle License	-	-	4	-	-	-
3421.187	Police Subpoena Duces Tecum	-	-	180	-	-	-
3901.100	Refunds & Reimbursements Miscellaneous	4,635	1,000	1,638	1,000	1,000	1,000
3901.140	Refunds & Reimbursements Negligence Cost	10,482	1,000	217	1,000	1,000	1,000
3902.100	Miscellaneous Revenue General	3,880	17	17	-	-	-

**TOWN OF PARADISE  
Fiscal Year 2012/13 Budget**

Account Number	Description	2011 Actual Amount	2012 Amended Budget	2012 Estimated Amount	2013 Department Requested	2013 Manager Recommend	2013 Council Adopted
<b>Department Total: 30 - Police</b>		<b>151,756</b>	<b>111,870</b>	<b>114,487</b>	<b>99,453</b>	<b>104,033</b>	<b>104,033</b>

**Department: 35 - Fire**

**Program: 0000 - Non Program Activity**

3345.100	State Revenues - Other Refunds & Reimbursements	-	5,609	5,609	-	34,000	34,000
3380.103	Local Government Revenue Fines and Citations Fire	-	3,900	4,567	4,000	4,000	4,000
3410.150	Administrative Services Late Fees	42	234	325	100	100	100
3422.303	Fire Out Of Hours Burning Response	1,338	1,400	1,481	1,000	1,200	1,200
3422.304	Fire Fuel Reduction Burn Permit	510	68	602	500	500	500
3422.310	Fire Report Copying	455	150	180	150	150	150
3422.315	Fire Residential Burning Regulation	10,450	10,000	9,262	10,000	10,000	10,000
3422.330	Fire Campfire/Special Activity Permit	132	100	22	100	100	100
3422.335	Fire Land Clearing Fire Regulation	75	75	75	75	75	75
3422.341	Fire Hydrant Flow Review	-	-	50	-	-	-
3422.344	Fire Negligent/Reckless Cost Recovery	(322)	-	-	-	-	-
3422.375	Fire Stand By	107	-	-	-	-	-
3422.380	Fire Response DUI Accident	1,731	-	-	-	-	-
3422.385	Fire Hazard Material Response	264	-	-	-	-	-
3901.100	Refunds & Reimbursements Miscellaneous	1,325	500	-	500	500	500
3902.100	Miscellaneous Revenue General	303	150	150	-	-	-
3910.810	Transfers In From Fire Donation Fund	104,000	-	-	-	-	-
<b>Department Total: 35 - Fire</b>		<b>120,409</b>	<b>22,186</b>	<b>22,323</b>	<b>16,425</b>	<b>50,625</b>	<b>50,625</b>

**Department: 40 - Community Development**

**Program: 4720 - CDD Planning**

3380.101	Local Government Revenue Fines and Citations	40,393	35,000	38,000	38,000	38,000	38,000
3400.101	CDD Planning Appeals Review	80	-	-	-	-	-
3400.104	CDD Planning Tentative Parcel Map	4,950	3,300	1,650	3,300	3,300	3,300
3400.107	CDD Planning Major Map Modification Review	-	680	680	-	-	-
3400.108	CDD Planning Road Name Review	356	178	-	160	160	160
3400.111	CDD Planning Landscape Plan	-	648	864	500	500	500
3400.115	CDD Planning CEQA Analysis/Document	298	-	-	-	-	-

**TOWN OF PARADISE  
Fiscal Year 2012/13 Budget**

Account Number	Description	2011 Actual Amount	2012 Amended Budget	2012 Estimated Amount	2013 Department Requested	2013 Manager Recommend	2013 Council Adopted
3400.123	CDD Planning Tree Pres/Protect Plan Review	-	285	285	-	-	-
3400.130	CDD Planning General Plan Amend and Rezoning	-	1,000	4,500	2,250	3,000	3,000
3400.146	CDD Planning New Business Check List Review	138	-	-	-	-	-
3400.149	CDD Planning DIF Adjust/Waiver Application	-	-	127	-	-	-
3400.150	CDD Planning Code Compliance Enforcement Fee	152	-	-	-	-	-
3400.170	CDD Planning Use Permit Class A	(302)	-	-	-	-	-
3400.171	CDD Planning Use Permit Class B	1,904	952	1,904	952	952	952
3400.173	CDD Planning Temporary Use Permit	488	488	412	328	328	328
3400.174	CDD Planning Administrative Permit	4,791	2,000	2,150	3,000	3,000	3,000
3400.176	CDD Planning Home Occupation Permit	-	-	215	-	-	-
3400.178	CDD Planning Site Plan/Use Permit Mod Class B	476	952	2,380	476	476	476
3400.185	CDD Planning Site Plan Review Class B	752	-	-	-	-	-
3400.195	CDD Planning Public Convenience/Necessity	88	88	88	88	88	88
3400.200	CDD Planning Tree Felling Permit	19,417	18,000	18,000	17,500	17,500	17,500
3901.100	Refunds & Reimbursements Miscellaneous	-	-	346	-	-	-
<b>Program Total: 4720 - CDD Planning</b>		<b>73,980</b>	<b>63,571</b>	<b>71,601</b>	<b>66,554</b>	<b>67,304</b>	<b>67,304</b>
<b>Program: 4780 - CDD - Waste Management</b>							
3182.335	Franchise Taxes Franchise Taxes	33,897	35,118	35,548	35,904	35,904	35,904
3345.200	State Revenues - Other Miscellaneous	(2,850)	4,500	4,500	4,500	4,500	4,500
3380.104	Local Government Revenue Fines and Citations	21,423	15,000	18,465	17,000	18,000	18,000
<b>Program Total: 4780 - CDD - Waste Management</b>		<b>52,470</b>	<b>54,618</b>	<b>58,513</b>	<b>57,404</b>	<b>58,404</b>	<b>58,404</b>
<b>Department Total: 40 - Community Development</b>		<b>126,450</b>	<b>118,189</b>	<b>130,114</b>	<b>123,958</b>	<b>125,708</b>	<b>125,708</b>
<b>Department: 45 - Public Works</b>							
<b>Program: 4740 - Public Works - Engineering</b>							
3402.201	PW Engineering Final Parcel Map	3,556	1,360	1,360	3,000	3,000	3,000
3402.205	PW Engineering Street Abandonment	975	-	-	-	-	-
3402.220	PW Engineering Land Divisn/Pvt Develop Projects	4,028	31,957	31,544	15,000	22,000	22,000
3402.221	PW Engineering Prepare/Record Covnant Agreement	1	1	1	1	1	1
3402.223	PW Engineering Engineering Site Plan	775	-	-	500	500	500

**TOWN OF PARADISE**  
**Fiscal Year 2012/13 Budget**

Account Number	Description	2011 Actual Amount	2012 Amended Budget	2012 Estimated Amount	2013 Department Requested	2013 Manager Recommend	2013 Council Adopted
3402.224	PW Engineering Grading Check/Inspection	1,040	1,400	2,132	1,300	2,000	2,000
3402.225	PW Engineering Cert of Correct w/out Hearing	305	-	-	200	200	200
3402.226	PW Engineering Cert of Correction with Hearing	443	-	-	-	-	-
3402.227	PW Engineering Lot Merger Review	-	-	247	247	247	247
3402.228	PW Engineering Lot Line Adjustment	2,297	1,000	1,362	1,500	1,500	1,500
3402.229	PW Engineering Cert of Compliance Review w/Hear	-	-	443	-	-	-
3402.230	PW Engineering Engineer Drain Plan/Calc Review	3,116	12,500	12,684	3,000	4,000	4,000
3402.232	PW Engineering Erosion Control Plan Review	-	576	864	200	200	200
3402.250	PW Engineering Oversized Vehicle Regulation	36	426	568	500	500	500
3402.270	PW Engineering Encroachment Permit Fees	5,811	11,000	20,992	11,000	11,000	11,000
3901.140	Refunds & Reimbursements Negligence Cost	-	-	100	-	-	-
<b>Program Total: 4740 - Public Works - Engineering</b>		<b>22,382</b>	<b>60,220</b>	<b>72,297</b>	<b>36,448</b>	<b>45,148</b>	<b>45,148</b>
<b>Program: 4745 - Paradise Community Park</b>							
3470.251	Parks & Recreation Space Rental	2,670	2,000	1,460	1,800	2,500	2,500
3470.255	Parks & Recreation Museum Building Fees	-	1	-	-	-	-
3470.258	Parks & Recreation Miscellaneous	-	450	1,110	-	-	-
<b>Program Total: 4745 - Paradise Community Park</b>		<b>2,670</b>	<b>2,451</b>	<b>2,570</b>	<b>1,800</b>	<b>2,500</b>	<b>2,500</b>
<b>Department Total: 45 - Public Works</b>		<b>25,052</b>	<b>62,671</b>	<b>74,867</b>	<b>38,248</b>	<b>47,648</b>	<b>47,648</b>
<b>Revenues Total</b>		<b>9,712,769</b>	<b>9,335,941</b>	<b>9,394,940</b>	<b>9,172,596</b>	<b>9,242,822</b>	<b>9,242,822</b>

**General Fund Transfers In**

3910.030	Transfers In From Development Services Fund	88,389	99,260	99,931	102,266	111,415	111,415
3910.050	Transfers In From Onsite Wastewater Fund	46,131	-	-	-	-	-
3910.055	Transfers In From DIF Fire	18,284	-	-	-	-	-
3910.070	Transfers In From Animal Control	29,897	25,179	23,990	24,897	26,320	26,320
3910.080	Transfers In From Code Enforcement Reimb	3,698	-	-	-	-	-
3910.112	Transfers In From Federal CMAQ Fund	19,615	25,678	19,079	12,799	12,799	12,799
3910.120	Transfers In From State Gas Tax Fund	104,884	101,782	96,627	111,896	124,067	124,067
3910.126	Transfers In From ARRA Fund	36,894	-	-	-	-	-




**TOWN OF PARADISE**  
**Fiscal Year 2012/13 Budget**

Account Number	Description	2011 Actual Amount	2012 Amended Budget	2012 Estimated Amount	2013 Department Requested	2013 Manager Recommend	2013 Council Adopted
3910.140	Transfers In From Traffic Safety Fund	26,000	26,000	26,000	30,000	30,000	30,000
3910.160	Transfers In From BHS Development Svcs Fund	16,686	24,542	24,444	21,038	23,274	23,274
3910.204	Transfers In From State SLESF Grant Fund	45,000	45,000	45,000	50,000	50,000	50,000
3910.215	Transfers In From Aband Vehicle Abate Fund	-	7,955	4,715	5,000	5,000	5,000
3910.254	Transfers In From BTA Memorial So Ext Fund	8,425	-	-	-	-	-
3910.308	Transfers In From BHS CDBG 2008 Grant	26,175	4,890	5,152	-	-	-
3910.502	Transfers In From Signal Development Fund	-	8,189	-	-	-	-
3910.503	Transfers In From Drainage Trust	30,000	17,696	17,756	-	-	-
3910.505	Transfers In From Memorial Trailway Fund	-	2,226	2,226	-	-	-
3910.510	Transfers In From Impact Fees Road Imp Fund	-	9,877	4,077	1,657	1,657	1,657
3910.551	Transfers In From Impact Fees Drainage Fund	-	20,000	20,000	-	-	-
3910.807	Transfers In From Dr. Horlic Renovation Donat	-	21,469	21,430	-	-	-
3910.900	Transfers In From Transit Fund	4,116	2,601	2,597	2,219	3,172	3,172
3910.920	Transfers In From RDA Non Housing Fund	23,381	2,921	2,940	-	-	-
3910.921	Transfers In From RDA Housing Fund	4,328	560	563	-	-	-
3910.970	Transfers In From Self Insurance Trust Fund	377,859	143,646	143,646	215,505	215,505	215,505
<b>Transfers In Total</b>		<b>909,762</b>	<b>589,471</b>	<b>560,173</b>	<b>577,277</b>	<b>603,209</b>	<b>603,209</b>
<b>Total Resources</b>		<b>10,622,531</b>	<b>9,925,412</b>	<b>9,955,113</b>	<b>9,749,873</b>	<b>9,846,031</b>	<b>9,846,031</b>

**TOWN OF PARADISE**  
**Fiscal Year 2012/13 Budget**

Account Number	Description	2011 Actual Amount	2012 Amended Budget	2012 Estimated Amount	2013 Department Requested	2013 Manager Recommend	2013 Council Adopted
<b>Fund: 1010 - General Fund</b>							
<u>Expenditures</u>							
<b>Department: 00 - Non Department Activity</b>							
<b>Program: 0000 - Non Program Activity</b>							
5225	Bank Fees and Charges	10,441	10,600	10,200	10,500	10,500	10,500
5280.100	Bad Debt Write Off Expense	487	500	100	500	500	500
5501	Debt Service Payment - Principal	636,297	623,644	623,644	609,441	609,441	609,441
5502	Debt Service Payment - Interest	148,703	186,357	186,357	225,559	225,559	225,559
5502.150	Debt Service Payment - Interest Interfund Loans	53,944	5,792	8,123	5,606	5,606	5,606
5502.201	Debt Service Payment - Interest Tax Anticipation	37,892	51,750	51,750	48,854	25,991	25,991
5510.201	Bond Payments - Issuance Costs Tax Anticipation	8,922	8,150	8,150	8,150	8,150	8,150
5601	OPEB Prefunding Expense	50,000	-	-	-	-	-
<b>Department Total: 00 - Non Department Activity</b>		<b>946,686</b>	<b>886,793</b>	<b>888,324</b>	<b>908,610</b>	<b>885,747</b>	<b>885,747</b>
5910.203	Transfers Out Building Safety & WW Services	87,076	-	-	-	-	-
<b>Transfers Out</b>		<b>87,076</b>	<b>-</b>	<b>-</b>	<b>-</b>	<b>-</b>	<b>-</b>
<b>Expenditure Grand Totals:</b>		<b>1,033,762</b>	<b>886,793</b>	<b>888,324</b>	<b>908,610</b>	<b>885,747</b>	<b>885,747</b>



# Town of Paradise

Budget Transaction Report

2012/13 Budget

G/L Account	Transaction	Number of Units	Cost per Unit	Total Amount
<b>EXPENSES</b>				
Fund	<b>1010 - General Fund</b>			
Department	<b>00 - Non Department Activity</b>			
Program	<b>0000 - Non Program Activity</b>			
Account	<b>5225 - Bank Fees and Charges</b>			
1010.00.0000.5225	Bank Fees and Charges	1.00	10,500.00	10,500.00
	Account <b>5225 - Bank Fees and Charges Totals</b>	Transactions	1	\$10,500.00
Account	<b>5280.100 - Bad Debt Write Off Expense</b>			
1010.00.0000.5280.100	Bad Debt	1.00	500.00	500.00
	Account <b>5280.100 - Bad Debt Write Off Expense Totals</b>	Transactions	1	\$500.00
Account	<b>5501 - Debt Service Payment - Principal</b>			
1010.00.0000.5501	Pension Obligation Bond	1.00	609,441.00	609,441.00
	Account <b>5501 - Debt Service Payment - Principal Totals</b>	Transactions	1	\$609,441.00
Account	<b>5502 - Debt Service Payment - Interest</b>			
1010.00.0000.5502	Pension Obligation Bond	1.00	225,559.00	225,559.00
	Account <b>5502 - Debt Service Payment - Interest Totals</b>	Transactions	1	\$225,559.00
Account	<b>5502.150 - Debt Service Payment - Interest Interfund Loans</b>			
1010.00.0000.5502.150	Interest for Dev Svs Loans 1-3	1.00	5,606.00	5,606.00
	Account <b>5502.150 - Debt Service Payment - Interest Interfund Loans Totals</b>	Transactions	1	\$5,606.00
Account	<b>5502.201 - Debt Service Payment - Interest Tax Anticipation Notes</b>			
1010.00.0000.5502.201	Interest on \$2,345,000 at 1.33% for 10 months	1.00	25,990.42	25,990.42
	Account <b>5502.201 - Debt Service Payment - Interest Tax Anticipation Notes Totals</b>	Transactions	1	\$25,990.42
Account	<b>5510.201 - Bond Payments - Issuance Costs Tax Anticipation Notes</b>			
1010.00.0000.5510.201	TRANS issuance costs	1.00	8,150.00	8,150.00
	Account <b>5510.201 - Bond Payments - Issuance Costs Tax Anticipation Notes Totals</b>	Transactions	1	\$8,150.00

**TOWN OF PARADISE**  
**General Fund Expenditure Summary by Division**  
**Fiscal Year 2012/13 Budget**

	2012 Estimated Amount	2013 Department Requested	2013 Manager Recommend	2013 Council Adopted
Non Department Activity	888,324	908,610	885,747	885,747
Town Council	35,592	39,179	37,076	36,552
Town Clerk	244,519	289,194	288,363	288,363
Town Manager	196,570	217,748	173,198	173,198
Central Services	505,547	409,074	518,140	518,140
HR & Risk Management	77,270	76,993	56,005	56,005
Legal Services	166,487	163,810	163,810	163,810
Finance	230,488	220,028	217,669	217,669
Police - Administration	736,708	797,761	757,365	757,365
Police - Operations	2,242,731	2,454,099	2,177,626	2,177,626
Public Safety Communications	841,373	897,400	846,234	846,234
Fleet Management	164,636	174,008	174,297	174,297
Emergency Operations Center	16,099	16,653	16,653	16,653
Fire - Administration	325,493	757,458	215,275	215,275
Fire - Suppression	3,158,825	3,652,106	3,159,264	3,159,264
Fire - Volunteer Program	20,985	121,275	24,402	24,402
Planning	237,551	215,866	168,515	168,515
Waste Management	31,731	31,266	31,320	31,320
Engineering	92,899	188,609	66,975	66,975
Community Park	35,808	44,878	23,397	23,397
Facilities	4,100	6,400	6,400	6,400
Total	10,253,736	11,682,415	10,007,731	10,007,207

# Budget Presentation

Power point presented by  
Finance Director



# TOWN OF PARADISE

Fiscal Year 2012/178 Proposed Operating and Capital Budget  
July 31, 2012

# Town of Paradise Personnel



# Town of Paradise Employees

- Employees have collaboratively stepped up since the start of the recession with necessary salary and benefit concessions exceeding **\$672,000**. Of that, nearly **\$493,000** was direct savings to the General Fund. The concessions included:

Salary Reductions	Temporary Hours Reductions
Employee Paid PERS	Administrative Leave Waivers
Allowance Reductions	Accrual payout reductions
Tiered Retirement and Medical	Medical Premium Contribution Caps (4 of 6 groups)
- Town full time equivalency (FTE) staffing has been reduced by 23.7% since 2008/09 a reduction of 26.11 FTE positions.



# Town of Paradise Employees

- The proposed 2012/13 budget includes further reduction of staffing through key management position elimination, consolidation of positions, retirement, attrition and reorganization.
  - Assistant Town Manager Position Frozen at 1/1/13
  - Executive Assistant and BHS Administrative Analyst Combined as Administrative Assistant II at 1/1/13
  - HR/Risk Management Analyst hours reduced to 28 per week
  - Two Sworn Officer Positions Frozen
  - Public Safety Dispatcher Position Frozen
  - CAL FIRE Personnel Service Agreement (as of 1/1/13)

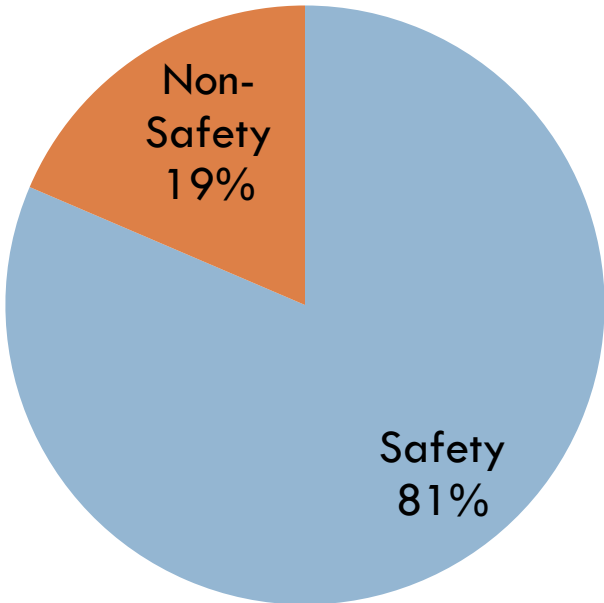
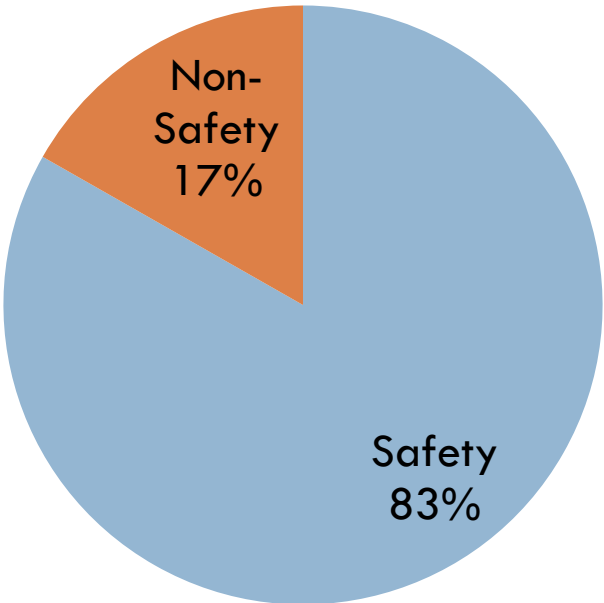
# Employee Full Time Equivalents (FTE)

	General Fund FTE	Other Funds FTE	Total FTE	% Change
2007/08	76.29	31.59	107.88	
2008/09	81.32	28.74	110.06	2.0%
2009/10	79.43	28.35	108.28	(1.6%)
2010/11	74.75	25.05	99.80	(7.8%)
2011/12	70.47	17.67	88.14	(11.7%)
2012/13 (proposed)	65.65	18.30	83.95	(4.8%)

# General Fund Personnel Costs

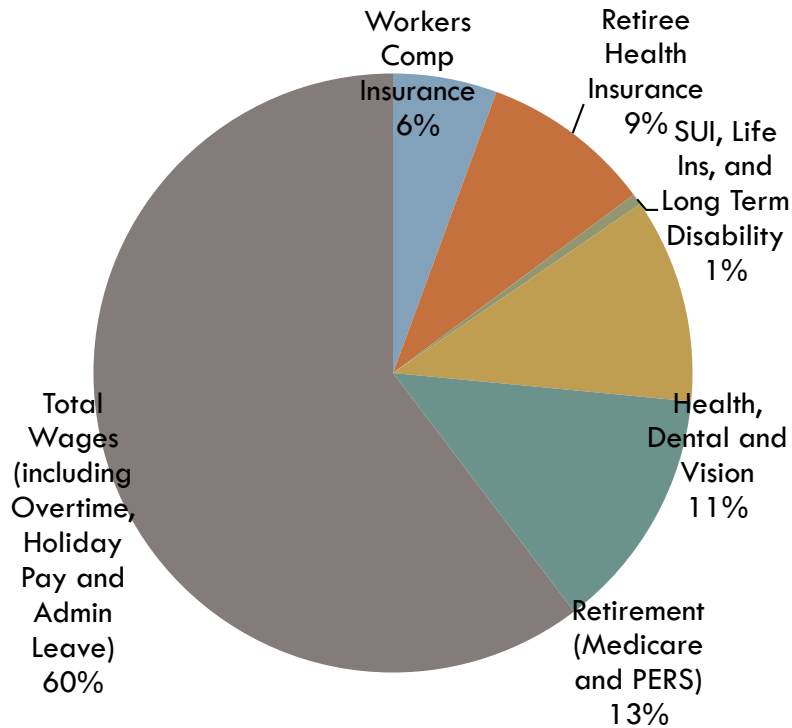
**2011/12 Estimated Actual**  
**\$7,845,714**

**2012/13 Proposed Budget**  
**\$6,287,559 (With Cal Fire Contract)**

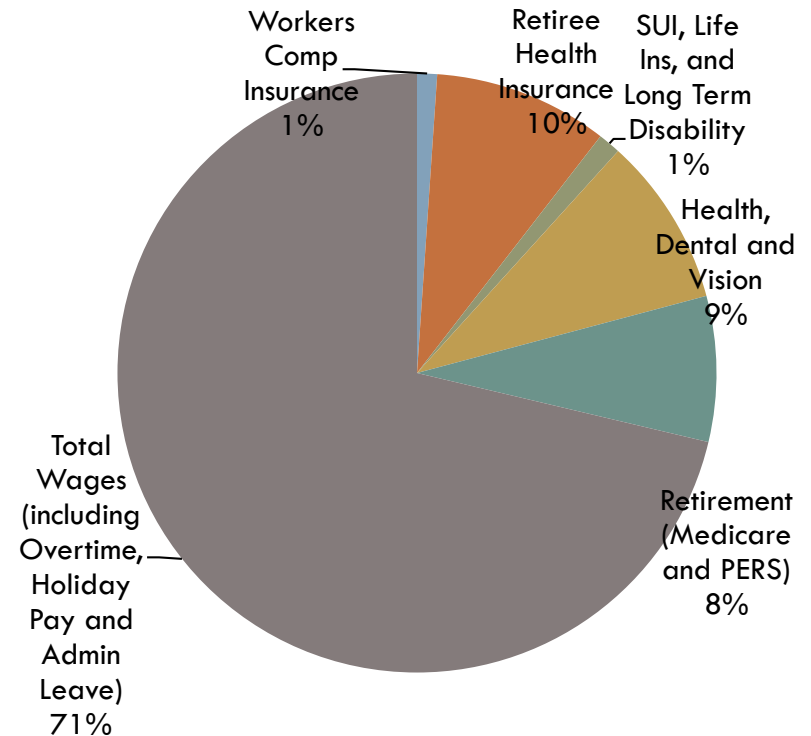


# General Fund Personnel Costs

**2012/13 Budget – Public Safety**  
**\$5,120,674**



**2012/13 Budget – Non Safety**  
**\$1,166,855**



# Town of Paradise

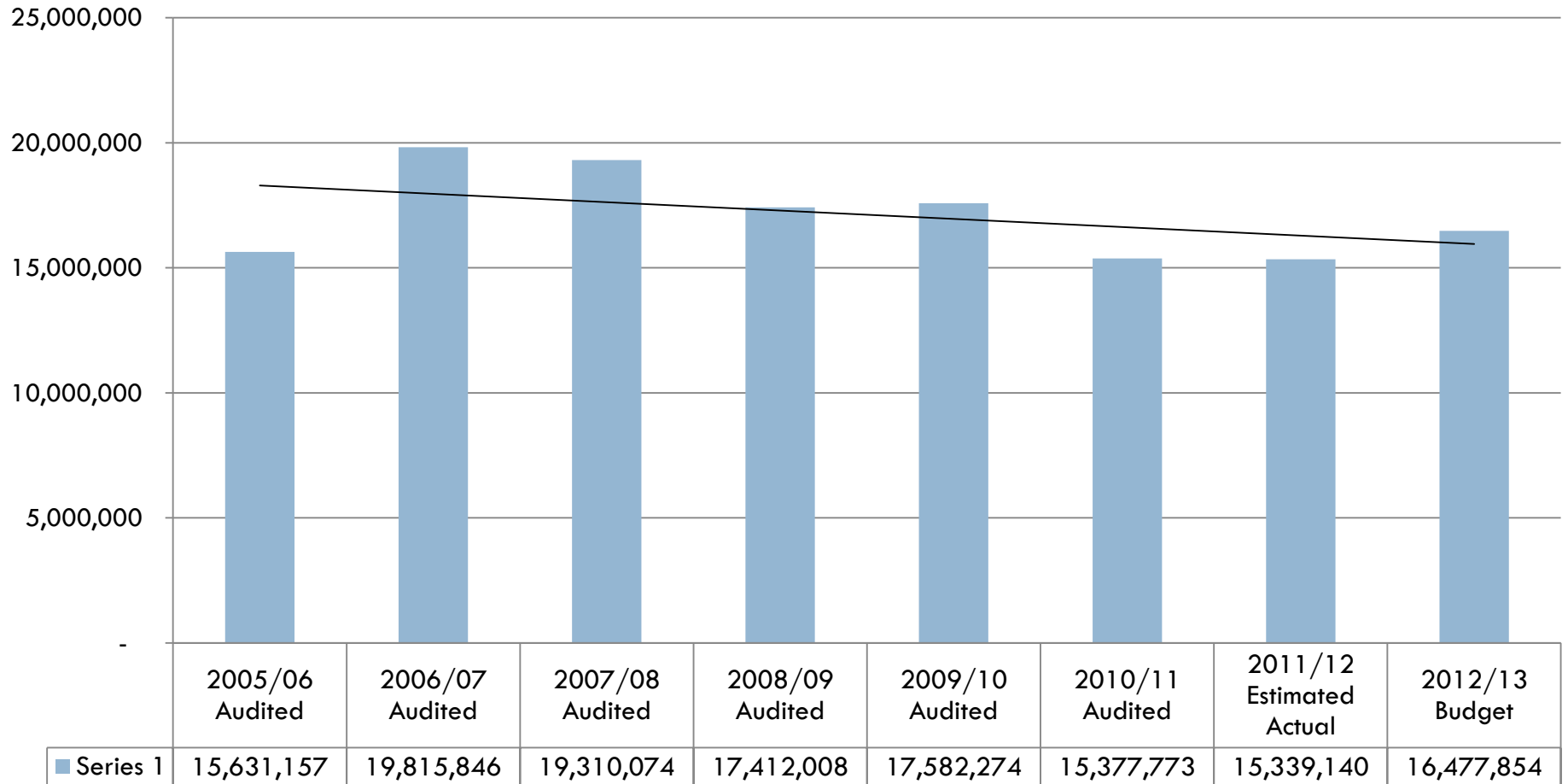
## All Funds



# All Funds Expense Change

## Eight Year Comparison

### 2005/06 Audited Actual – 2012/13 Budget



# Special Revenue Funds

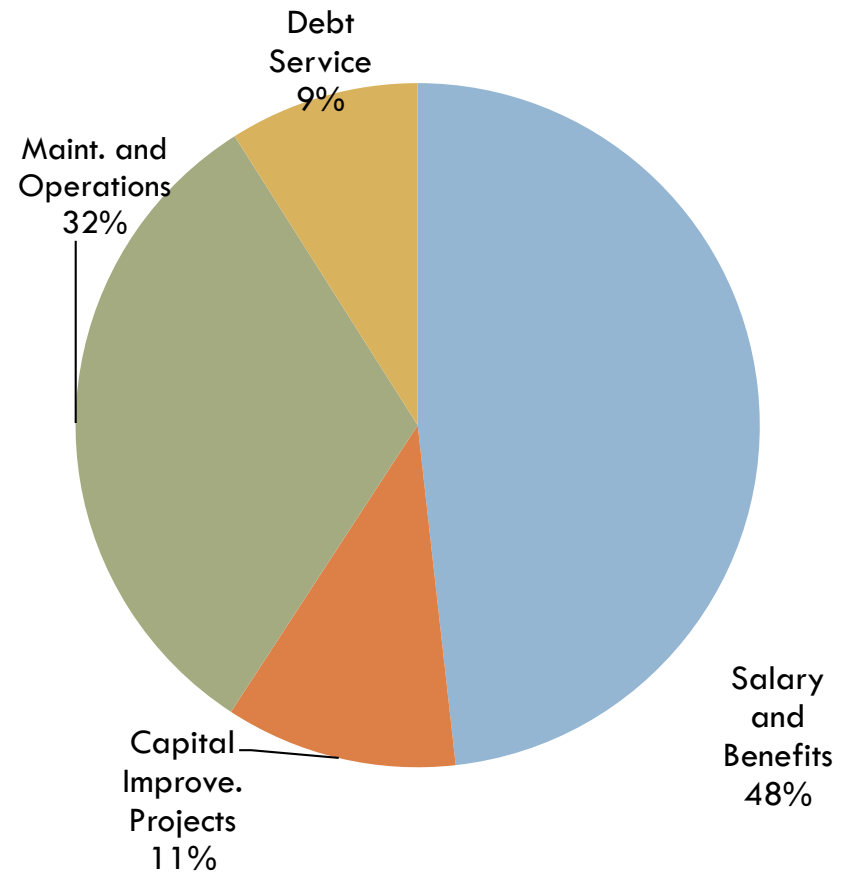
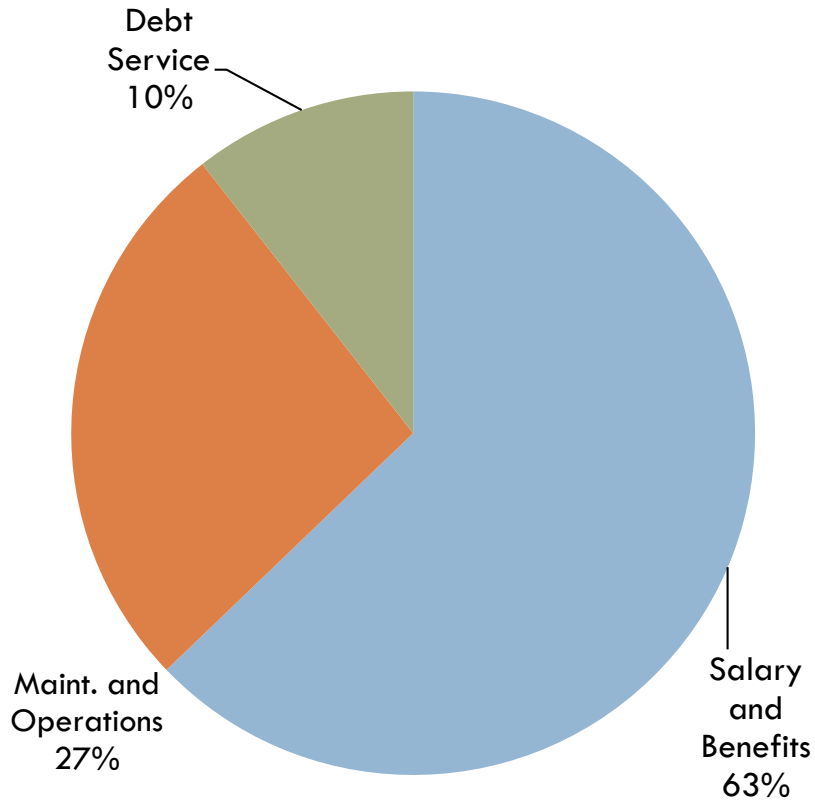
## 2012/13 Budget

Fund	Description	Beginning Fund Balance	Ending Fund Balance
2030	Building Safety and Waste Water Services	14,873	7,757
2070	Animal Control	(11,152)	(11,127)
2120	Gas Tax/Streets	298,621	174,401
5900	Transit	1,137,750	1,081,534

# Comparison of Expenditures by Type

**2012/13 General Fund Budget**  
**\$10,0072,731**

**2012/13 All Funds Budget**  
**\$16,477,854**





# General Fund

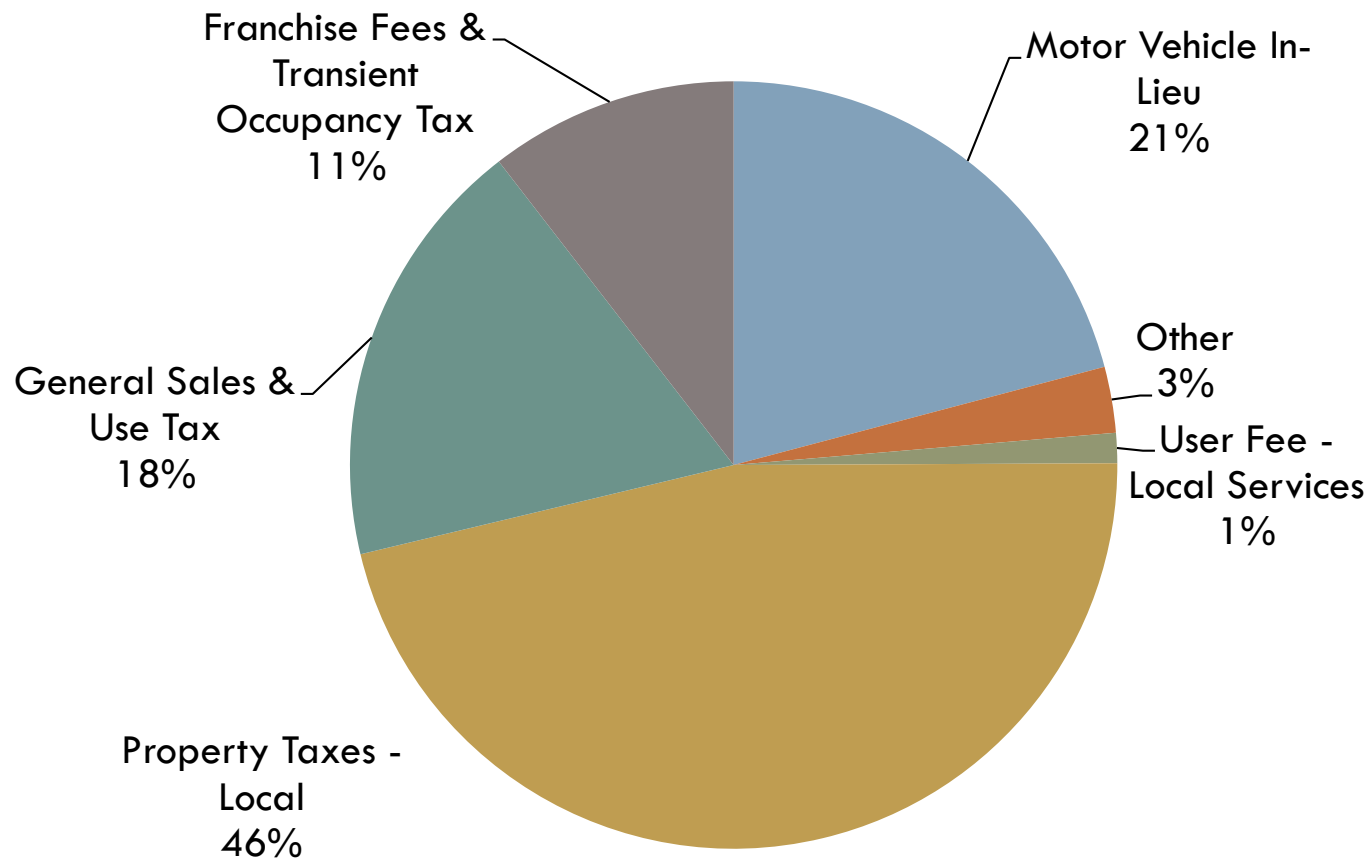


# General Fund

	2009/10 Audited	2010/11 Audited	2011/12 Estimated Actual	2012/13 Proposed Budget
Revenues (Including Transfers)	\$10,627,660	\$10,622,531	\$9,955,113	\$9,846,031
Expenses (Including Transfers)	<u>10,534,933</u>	<u>10,810,104</u>	<u>10,253,736</u>	<u>10,007,731</u>
Revenues Less Expenses (Net)	92,727	(187,573)	(298,623)	(161,700)
Prior Period Adjustments	(255,103)	14,272		
Ending Fund Balance	\$1,865,727	\$1,492,426	\$1,393,803	\$1,232,103

# General Fund Revenue Sources

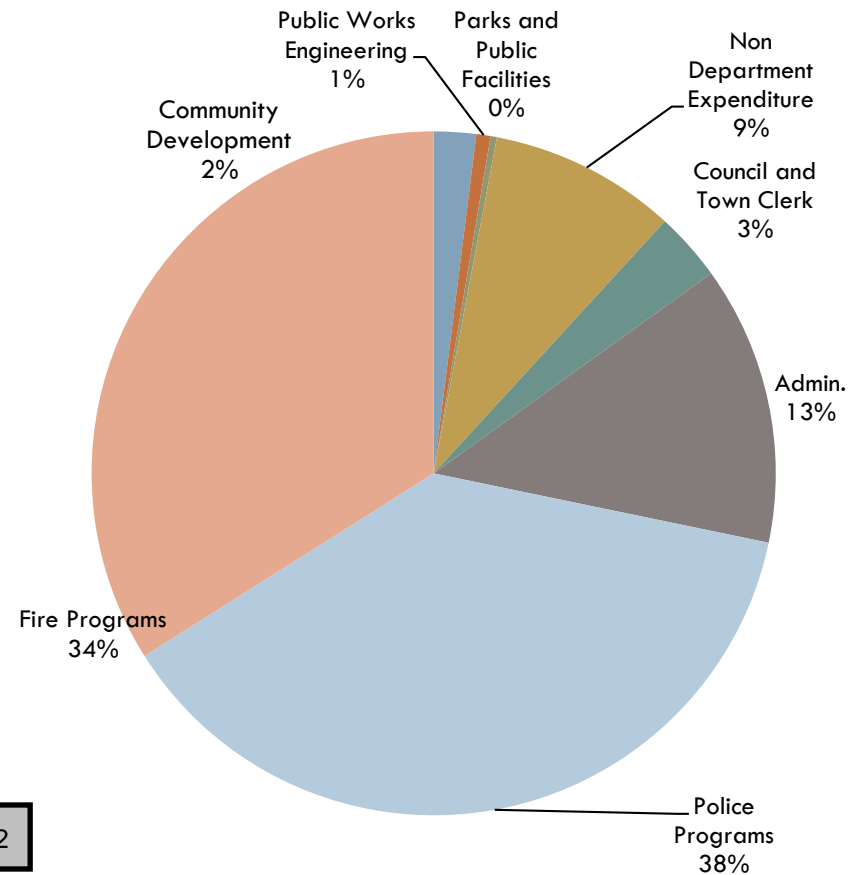
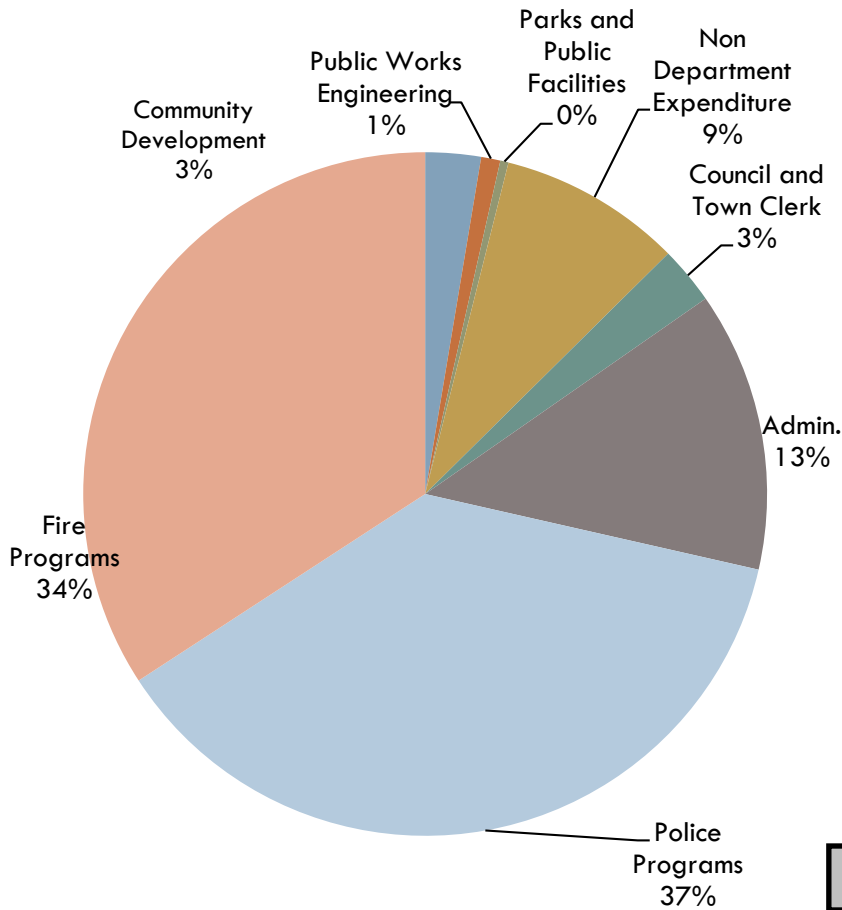
\$9,242,822



# General Fund Expenditures by Function

**2011/12 Estimated Actual**  
**\$10,253,736**

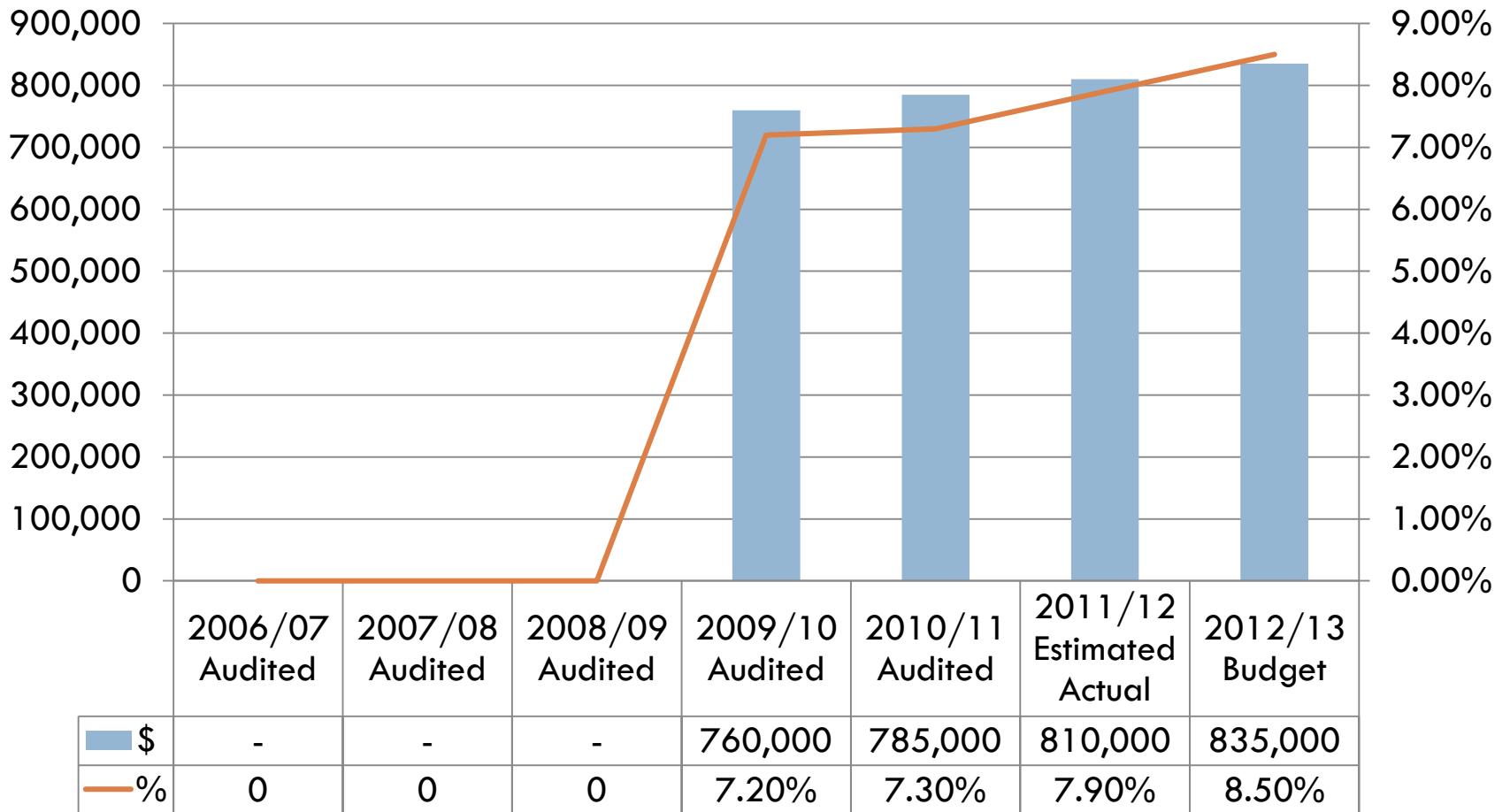
**2012/13 Budget**  
**\$10,007,731**



# General Fund Expenditures by Function

## Seven Year Comparison

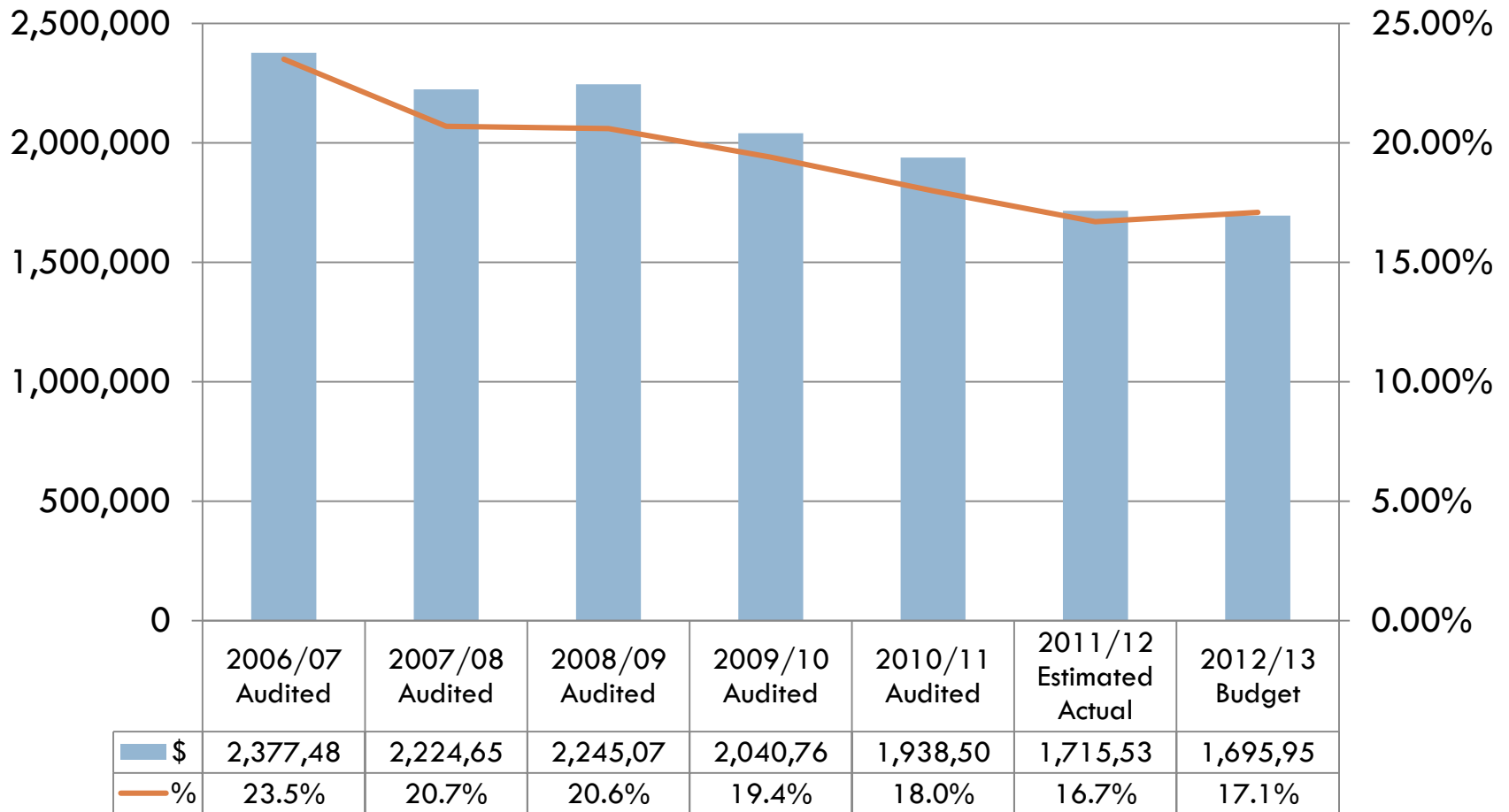
### Pension Obligation Bond



# General Fund Expenditures by Function

## Seven Year Comparison

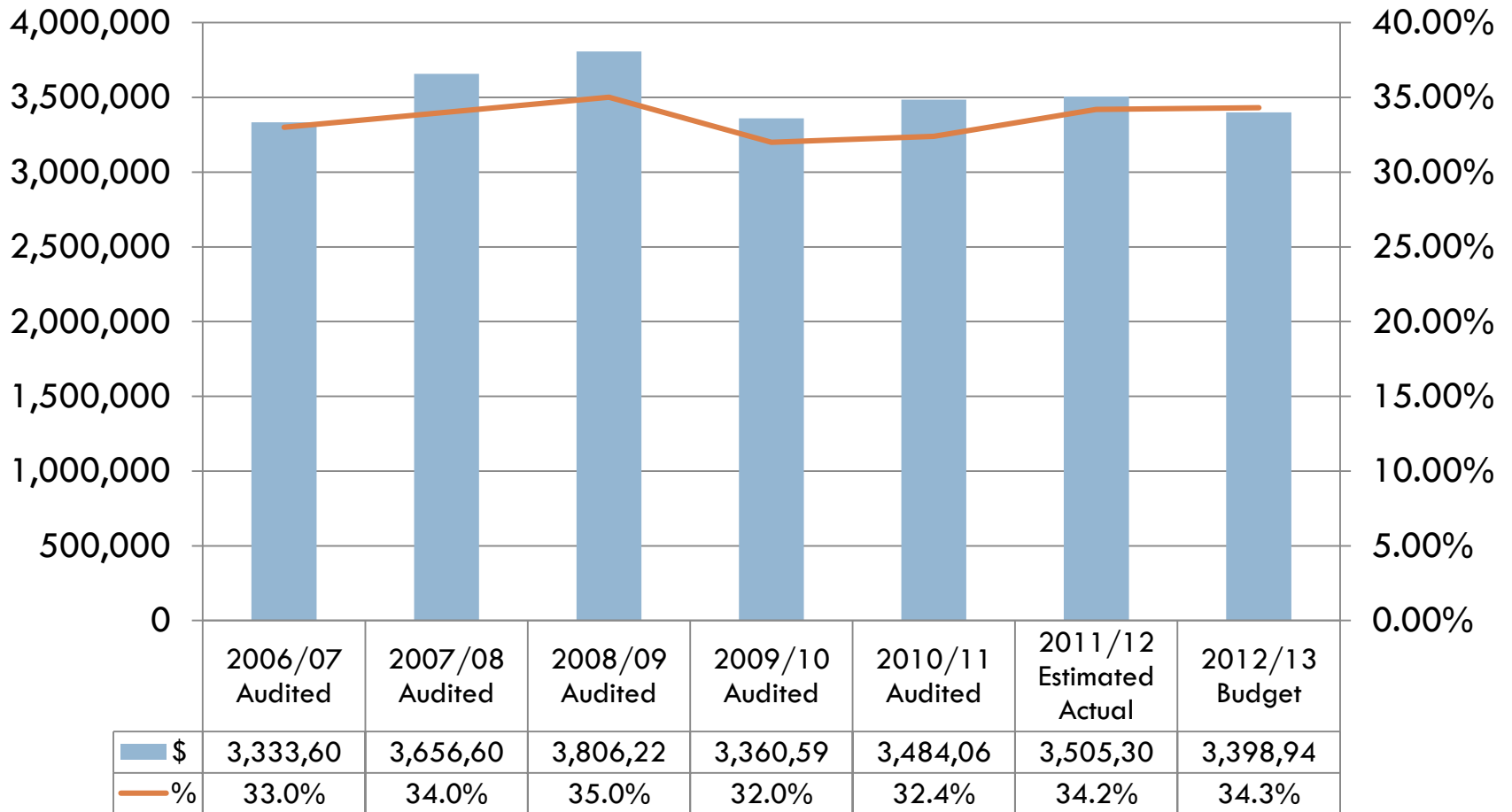
### Administration



# General Fund Expenditures by Function

## Seven Year Comparison

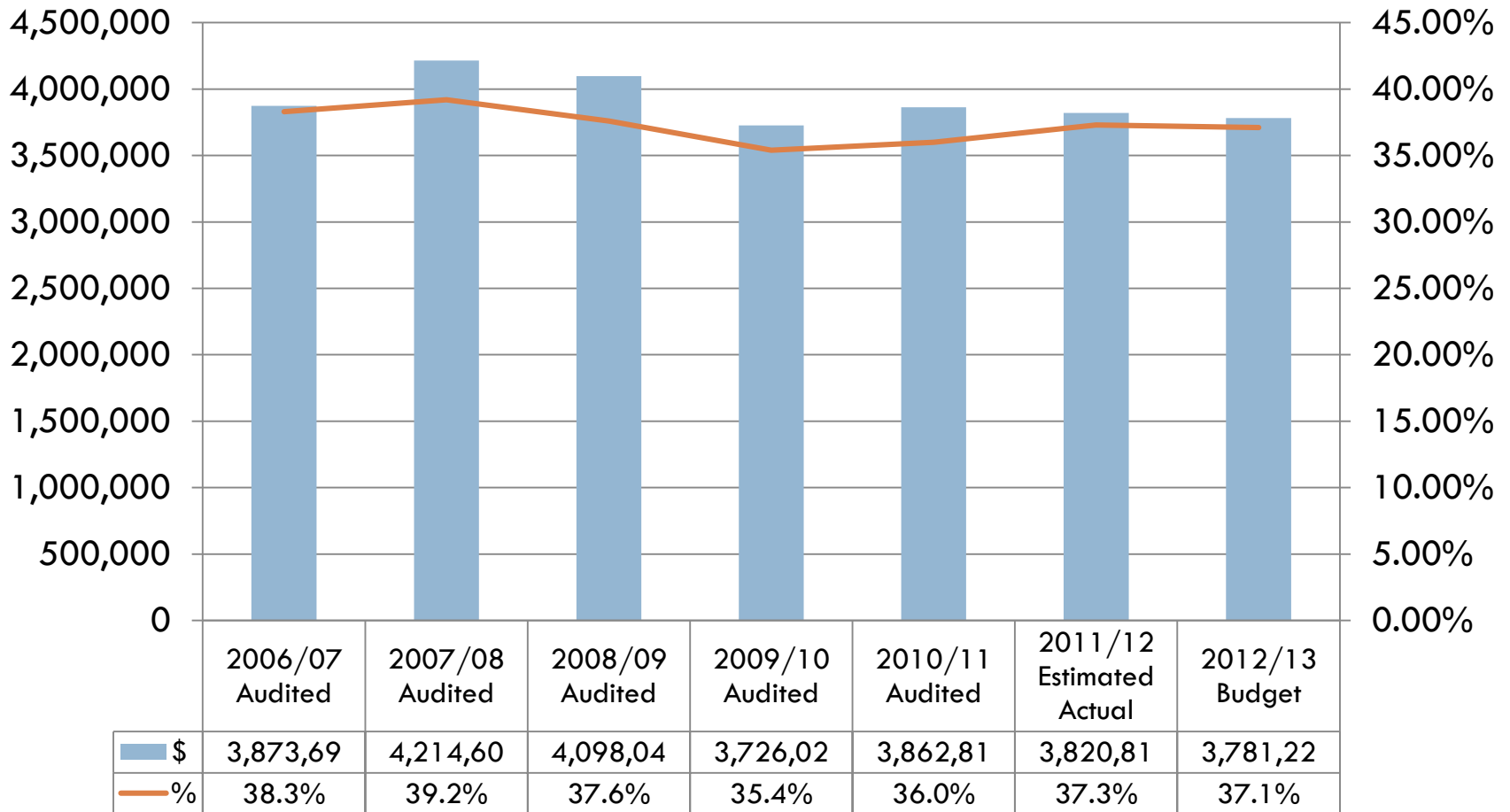
### Fire Programs



# General Fund Expenditures by Function

## Seven Year Comparison

### Police Programs

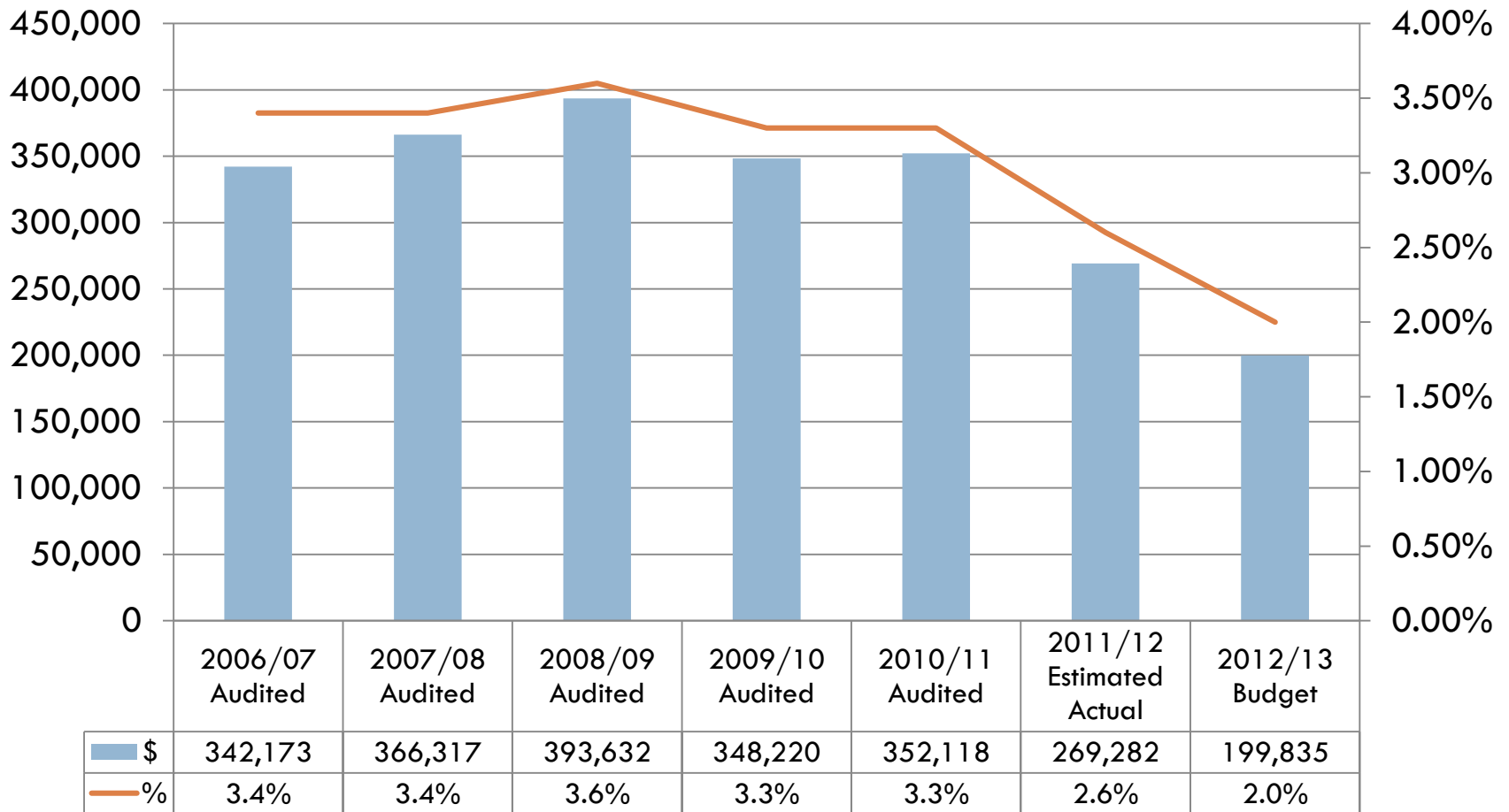




# General Fund Expenditures by Function

## Seven Year Comparison

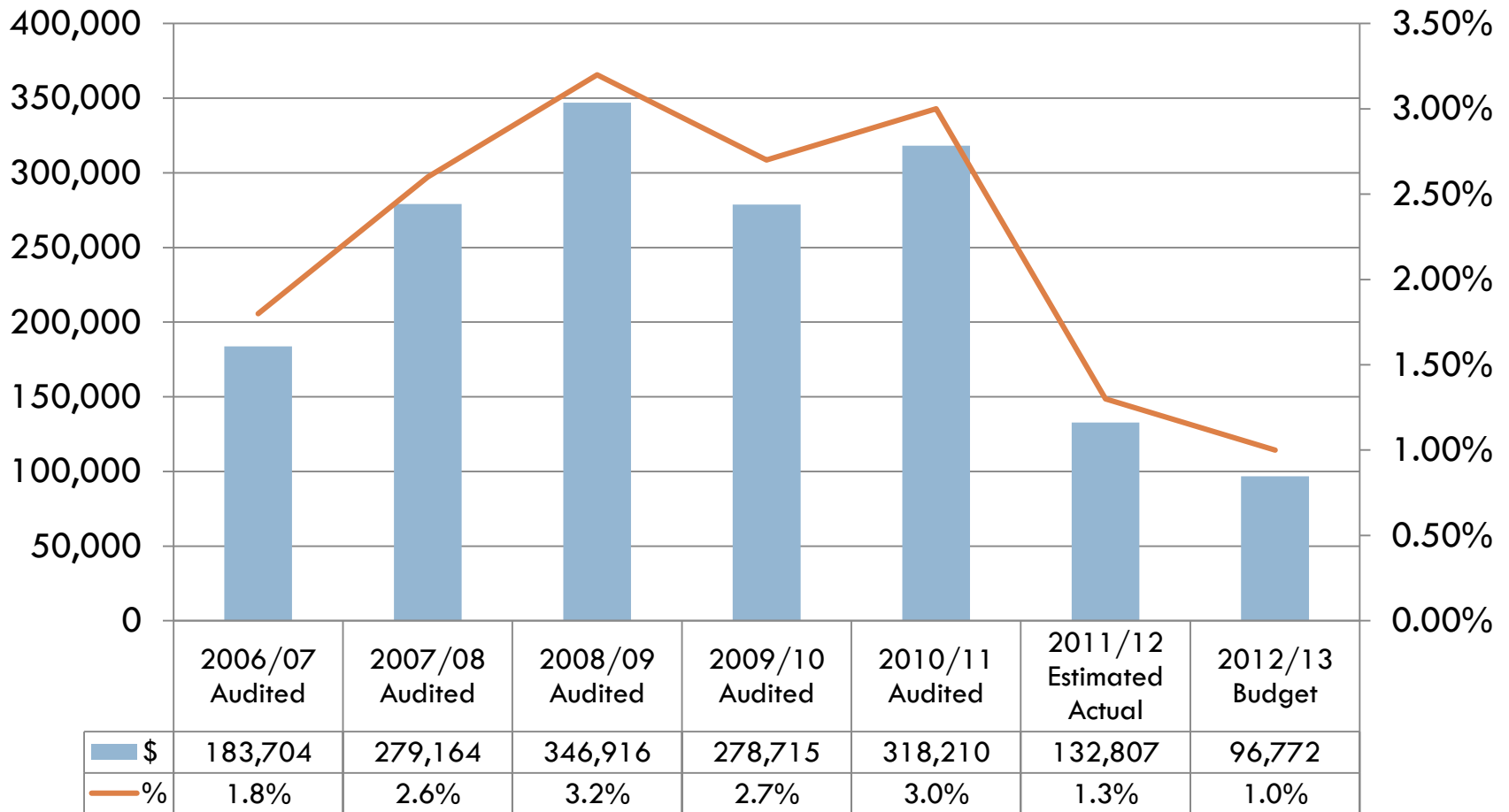
### Community Development



# General Fund Expenditures by Function

## Seven Year Comparison

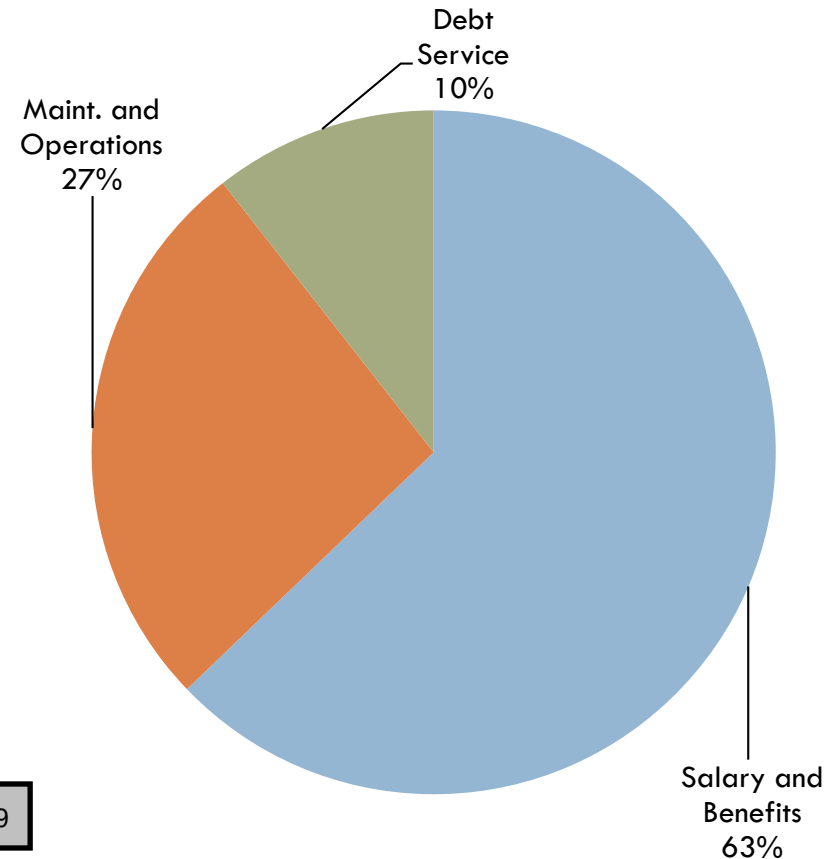
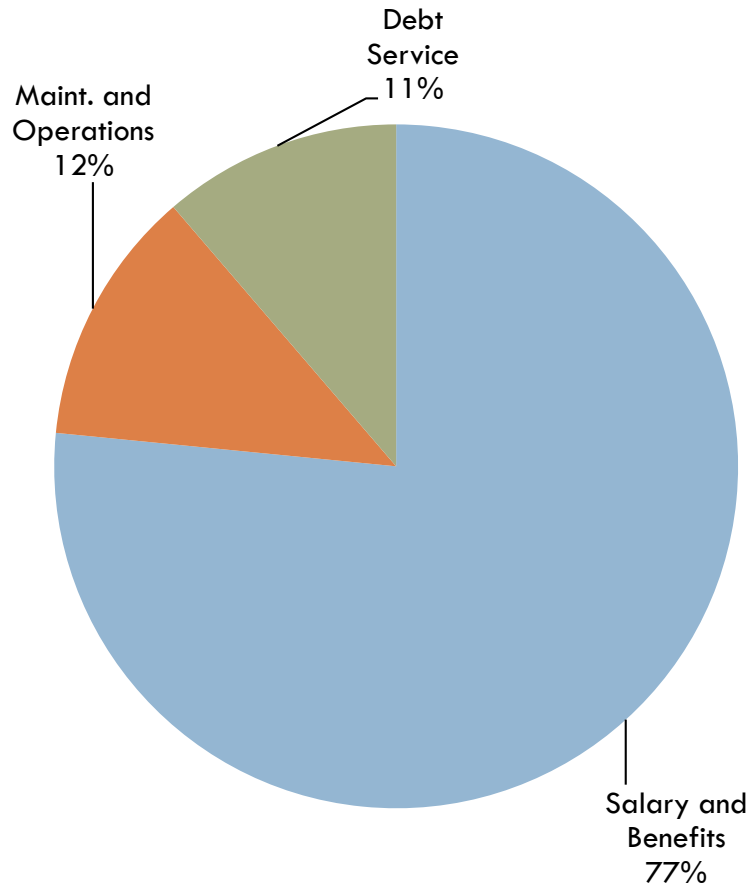
### Public Works/Engineering



# General Fund Expenditures by Type

2011/12 Estimated Actual  
\$10,253,736

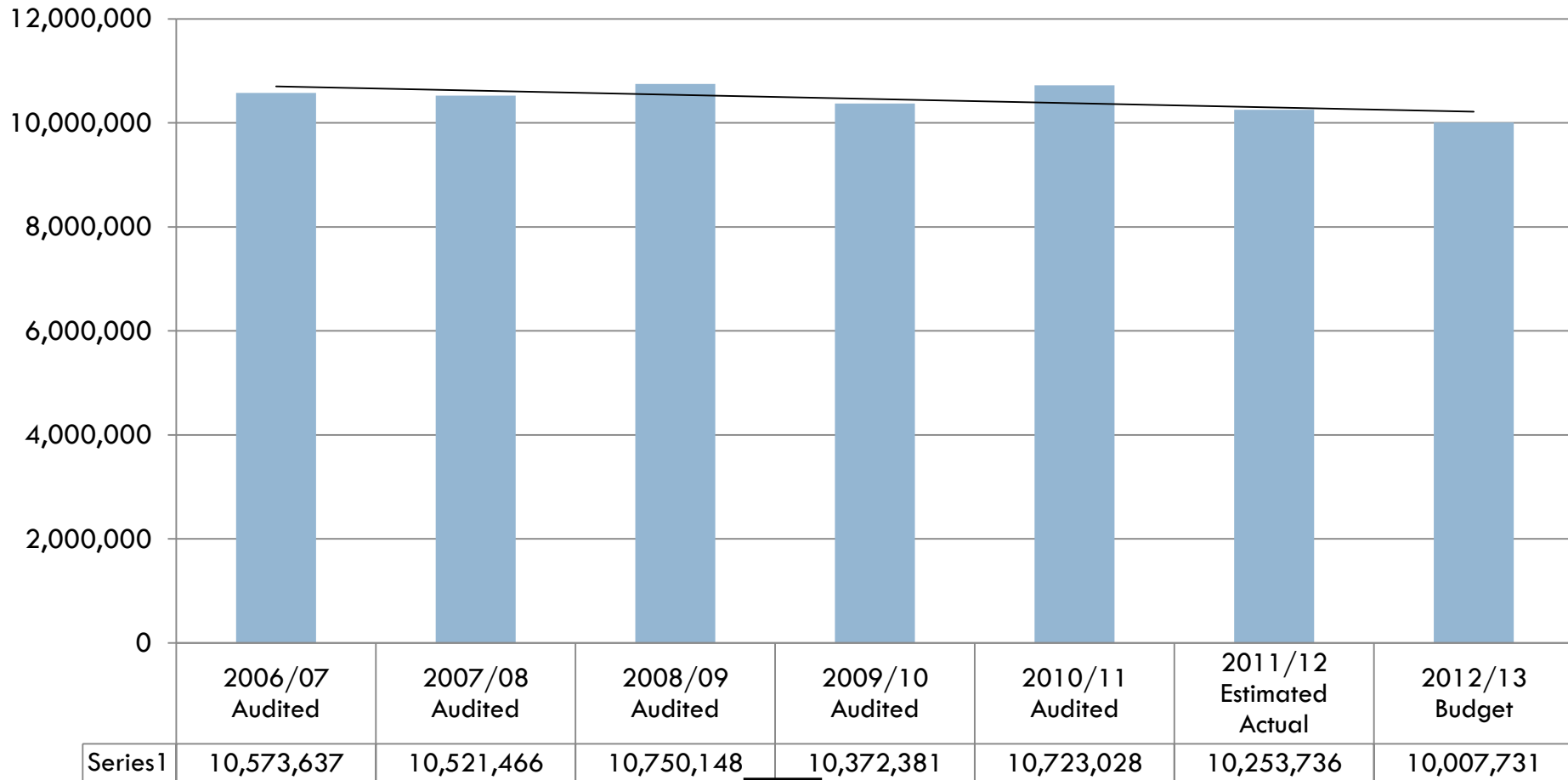
2012/13 Budget  
\$10,007,731



# General Fund Expenditure Change

## Seven Year Comparison

### 2006/07 Audited Actual – 2012/13 Budget



# General Fund

## Five Year Projection



# General Fund

## Five Year Revenue Projection

	Estimated Actual 2011/12	Budget Year 2012/13	Projected 2013/14	Projected 2014/15	Projected 2015/16	Projected 2016/17	Projected 2017/18
Property Taxes – Local	4,290,632	4,212,020	4,175,373	4,178,322	4,220,473	4,263,067	4,306,111
Non-Property Taxes - Local	2,635,179	2,659,206	2,685,767	2,712,594	2,739,690	2,767,056	2,794,696
Shared Taxes - State	2,060,232	2,024,580	2,005,281	2,005,634	2,025,095	2,044,749	2,064,598
Charges for Local Services	408,897	347,016	323,507	324,777	326,059	327,354	328,662
Transfers In	<u>560,173</u>	<u>603,209</u>	<u>550,000</u>	<u>550,000</u>	<u>550,000</u>	<u>550,000</u>	<u>550,000</u>
Total Revenues	9,955,113	9,846,031	9,739,928	102,771,327	9,861,317	9,952,227	10,044,067

# General Fund

## Five Year Expenditure & Fund Projection

	Estimated Actual 2011/12	Budget Year 2012/13	Projected 2013/14	Projected 2014/15	Projected 2015/16	Projected 2016/17	Projected 2017/18
Non Dept. Expenses	888,324	885,747	915,747	940,747	975,747	1,005,747	1,035,747
Admin.	1,637,208	1,645,211	1,642,615	1,648,601	1,650,698	1,652,238	1,652,810
Police	3,820,812	3,781,225	3,902,172	3,959,786	3,994,659	4,015,465	4,026,196
Fire	3,505,303	3,398,941	3,451,697	3,452,805	3,453,936	3,455,091	3,456,270
Community Develop.	269,282	199,835	203,487	206,846	206,868	206,892	206,916
Public Works	<u>132,807</u>	<u>96,772</u>	<u>99,340</u>	<u>99,729</u>	<u>100,139</u>	<u>100,346</u>	<u>100,351</u>
Expenses	10,253,736	10,007,731	10,215,058	10,308,513	10,382,047	10,435,779	10,478,289
Subtotal Net Income	<u>(298,623)</u>	<u>(161,700)</u>	<u>(475,130)</u>	<u>(537,186)</u>	<u>(520,731)</u>	<u>(483,552)</u>	<u>(434,222)</u>
End Fund Balance	<u>1,393,803</u>	<u>1,232,103</u>	<u>756,973</u>	<u>103</u> <u>219,787</u>	<u>(300,944)</u>	<u>(784,496)</u>	<u>(1,218,717)</u>

FY 2012/2013

Town Council



**TOWN OF PARADISE**  
**Fiscal Year 2012/13 Budget**


Account Number	Description	2011 Actual Amount	2012 Amended Budget	2012 Estimated Amount	2013 Department Requested	2013 Manager Recommend	2013 Council Adopted
<b>Fund: 1010 - General Fund</b>							
<b>Department: 10 - Legislative</b>							
<b>Program: 4000 - Town Council</b>							
<b>Expenditures</b>							
	5100 Personnel Services	23,984	24,169	24,252	24,164	24,207	24,207
	5200 Supplies and Services	12,784	11,495	11,340	15,015	12,869	12,345
	5300 Capital Outlay	-	-	-	-	-	-
	5500 Debt Service	-	-	-	-	-	-
Total Expenditures		36,768	35,664	35,592	39,179	37,076	36,552
<b>Revenues</b>							
	Service Fees						
	Fines and Forfeitures						
	Other						
Total Revenues		-	-	-	-	-	-
Net General Fund Support		36,768	35,664	35,592	39,179	37,076	36,552

**Fiscal Year 2012-2013 Personnel Allocation**

Position/Title	Weekly Hours	Percent Allocated	Part Time	Allocated Wages & Benefits
Mayor and Council Members		100%	5	24,207

**TOWN OF PARADISE  
Budget Worksheet Report**

Account Number	Description	2011 Actual Amount	2012 Amended Budget	2012 Estimated Amount	2013 Department Requested	2013 Manager Recommend	2013 Council Adopted
<b>Fund:</b> 1010 - General Fund							
<u>Expenditures</u>							
<b>Department:</b> 10 - Legislative							
<b>Program:</b> 4000 - Town Council							
5101	Salaries - Permanent	16,770	16,920	16,920	16,920	16,920	16,920
5107	Car Allowance/Mileage	5,400	5,400	5,400	5,400	5,400	5,400
5111	Medicare	340	324	340	324	324	324
5112.102	Retirement Contribution Social Security	1,330	1,384	1,451	1,384	1,384	1,384
5113	Worker's Compensation	144	141	141	136	179	179
5202.100	Operating Supplies General	258	375	340	345	345	345
5220.100	Employee Development General	12,480	11,120	11,000	14,670	12,524	12,000
5223.105	Meals and Refreshments Emergencies and Meetings	46	-	-	-	-	-
<b>Expenditure Grand Totals:</b>		<b>36,768</b>	<b>35,664</b>	<b>35,592</b>	<b>39,179</b>	<b>37,076</b>	<b>36,552</b>



# Town of Paradise

Budget Transaction Report  
2012/13 Budget

G/L Account	Transaction	Number of Units	Cost per Unit	Total Amount
<b>EXPENSES</b>				
Fund	<b>1010 - General Fund</b>			
Department	<b>10 - Legislative</b>			
Program	<b>4000 - Town Council</b>			
Account	<b>5202.100 - Operating Supplies General</b>			
1010.10.4000.5202.100	Business Cards	5.00	55.00	275.00
1010.10.4000.5202.100	Name Plates	3.00	15.00	45.00
1010.10.4000.5202.100	Signature Stamp	1.00	25.00	25.00
	Account <b>5202.100 - Operating Supplies General Totals</b>	Transactions	3	\$345.00
Account	<b>5220.100 - Employee Development General</b>			
1010.10.4000.5220.100	2013 Employee Recognitions - 2@20, 2@15, 5@10, 4@5	13.00	40.00	520.00
1010.10.4000.5220.100	2013 Employee Recognitions - Awards - 2 @ 20 yrs	2.00	25.00	50.00
1010.10.4000.5220.100	LCC Annual Conference & Meetings - Registration & Travel	1.00	525.00	1,055.00
1010.10.4000.5220.100	LCC Annual Membership Dues	1.00	9,525.00	9,525.00
1010.10.4000.5220.100	VIPS Appreciation Dinner	1.00	850.00	850.00
	Account <b>5220.100 - Employee Development General Totals</b>	Transactions	5	\$12,000.00

FY 2012/2013

Town Clerk

**TOWN OF PARADISE  
Fiscal Year 2012/13 Budget**


Account Number	Description	2011 Actual Amount	2012 Amended Budget	2012 Estimated Amount	2013 Department Requested	2013 Manager Recommend	2013 Council Adopted
<b>Fund: 1010 - General Fund</b>							
<b>Department: 15 - Town Clerk</b>							
<b>Program: 4100 - Town Clerk</b>							
<b>Expenditures</b>							
	5100 Personnel Services	250,143	234,201	233,734	235,849	236,252	236,252
	5200 Supplies and Services	25,349	13,150	10,591	53,151	51,917	51,917
	5300 Capital Outlay	-	-	-	-	-	-
	5500 Debt Service	1,057	193	194	194	194	194
Total Expenditures		276,549	247,544	244,519	289,194	288,363	288,363
<b>Revenues</b>							
	Service Fees						
	Fines and Forfeitures						
	Other						
Total Revenues		-	-	-	-	-	-
Net General Fund Support		276,549	247,544	244,519	289,194	288,363	288,363

**Fiscal Year 2012-2013 Personnel Allocation**

Position/Title	Weekly Hours	Percent Allocated	Full Time Equiv	Allocated Wages & Benefits
Town Clerk	40	100%	1	121,129
Assistant Town Clerk	40	100%	1	91,178
		Total	2	212,307

**TOWN OF PARADISE**  
**Fiscal Year 2012/13 Budget**

Account Number	Description	2011 Actual Amount	2012 Amended Budget	2012 Estimated Amount	2013 Department Requested	2013 Manager Recommend	2013 Council Adopted
<b>Fund: 1010 - General Fund</b>							
<u>Expenditures</u>							
<b>Department: 15 - Town Clerk</b>							
<b>Program: 4100 - Town Clerk</b>							
5101	Salaries - Permanent	177,355	153,542	153,716	157,366	157,366	157,366
5106.100	Incentives & Admin Leave Administrative Leave	2,418	7,899	7,899	8,179	8,179	8,179
5107	Car Allowance/Mileage	4,607	3,700	3,692	2,400	2,400	2,400
5111	Medicare	2,508	2,397	2,293	2,435	2,435	2,435
5112.101	Retirement Contribution PERS	22,096	18,404	18,543	19,361	19,361	19,361
5113	Worker's Compensation	1,400	1,199	1,221	1,262	1,665	1,665
5114.101	Health Insurance M. D. & V.	21,224	18,588	18,832	18,891	18,891	18,891
5115	Unemployment Compensation	-	3,758	3,758	1,007	1,007	1,007
5116.101	Life and Disability Insurance Life & Disab.	1,627	1,301	1,415	1,405	1,405	1,405
5119.100	Retiree Costs Medical Insurance	16,906	23,239	22,191	23,543	23,543	23,543
5122	Accrual Bank Payoff	-	174	174	-	-	-
5201.100	Office Supplies General	557	500	300	635	635	635
5202.100	Operating Supplies General	808	280	100	775	775	775
5204	Subscriptions and Code Books	1,455	1,730	1,767	1,525	1,525	1,525
5210.100	Postage General	294	300	200	-	-	-
5213.100	Professional/Contract Services General	4,002	5,544	5,544	9,702	9,702	9,702
5214.100	Repair and Maint Service General	986	-	-	-	-	-
5218.100	Advertising General	4,588	3,266	1,200	4,234	3,000	3,000
5219.100	Printing General	54	50	-	-	-	-
5220.100	Employee Development General	52	1,480	1,480	1,280	1,280	1,280
5221	Election-County Services	12,551	-	-	35,000	35,000	35,000
5501	Debt Service Payment - Principal	1,057	193	194	194	194	194
<b>Expenditure Grand Totals:</b>		<b>276,549</b>	<b>247,544</b>	<b>244,519</b>	<b>289,194</b>	<b>288,363</b>	<b>288,363</b>




# Town of Paradise

## Budget Transaction Report

### 2012/13 Budget

G/L Account	Transaction	Number of Units	Cost per Unit	Total Amount
<b>EXPENSES</b>				
Fund	<b>1010 - General Fund</b>			
Department	<b>15 - Town Clerk</b>			
Program	<b>4100 - Town Clerk</b>			
Account	<b>5119.100 - Retiree Costs Medical Insurance</b>			
1010.15.4100.5119.100	Retiree Health Benefits	1.00	23,543.00	23,543.00
	Account <b>5119.100 - Retiree Costs Medical Insurance Totals</b>	Transactions	1	\$23,543.00
Account	<b>5201.100 - Office Supplies General</b>			
1010.15.4100.5201.100	Office Supplies (5-year average cost)	1.00	635.00	635.00
	Account <b>5201.100 - Office Supplies General Totals</b>	Transactions	1	\$635.00
Account	<b>5202.100 - Operating Supplies General</b>			
1010.15.4100.5202.100	Records Management Program	1.00	775.00	775.00
	Account <b>5202.100 - Operating Supplies General Totals</b>	Transactions	1	\$775.00
Account	<b>5204 - Subscriptions and Code Books</b>			
1010.15.4100.5204	CA Election Code Update	1.00	65.00	65.00
1010.15.4100.5204	CA Govt Code Updates	1.00	1,400.00	1,400.00
1010.15.4100.5204	Newspaper Subscription	1.00	60.00	60.00
	Account <b>5204 - Subscriptions and Code Books Totals</b>	Transactions	3	\$1,525.00
Account	<b>5213.100 - Professional/Contract Services General</b>			
1010.15.4100.5213.100	Agenda Pal - Automated Agenda Services	12.00	399.00	4,788.00
1010.15.4100.5213.100	CCAC Dues \$120 Primary; \$45 Affiliate	1.00	165.00	165.00
1010.15.4100.5213.100	IIMC Dues \$175 Primary; \$75 Affiliate	1.00	250.00	250.00
1010.15.4100.5213.100	MuniCode - PMC (Paradise Muni Code) Online Maintenance	1.00	500.00	500.00
1010.15.4100.5213.100	MuniCode - PMC Editorial & Codification Services	13.00	265.00	3,445.00
1010.15.4100.5213.100	MuniMetrix - Image Flo Annual Maintenance	1.00	499.00	499.00
1010.15.4100.5213.100	NNA (Notary) Membership	1.00	55.00	55.00
	Account <b>5213.100 - Professional/Contract Services General Totals</b>	Transactions	7	\$9,702.00
Account	<b>5218.100 - Advertising General</b>			
1010.15.4100.5218.100	Ordinance Publication (2.5 page average @\$95/page)	1.00	2,000.00	2,000.00
1010.15.4100.5218.100	Public Notices (\$6.70 per column inch for one page \$95)	1.00	1,000.00	1,000.00
	Account <b>5218.100 - Advertising General Totals</b>	Transactions	2	\$3,000.00
Account	<b>5220.100 - Employee Development General</b>			
1010.15.4100.5220.100	TTC Tuition (Tech Training for Clerks) 3 of 3 for certification	1.00	1,280.00	1,280.00
	Account <b>5220.100 - Employee Development General Totals</b>	Transactions	1	\$1,280.00
Account	<b>5221 - Election-County Services</b>			



# Town of Paradise

Budget Transaction Report  
2012/13 Budget

G/L Account	Transaction		Number of Units	Cost per Unit	Total Amount
1010.15.4100.5221	2012 General Municipal Election Services		1.00	35,000.00	35,000.00
		Account <b>5221 - Election-County Services Totals</b>	Transactions	1	\$35,000.00
1010.15.4100.5501	(O) WestAm 7/10 1 Computer Year 3 of 4	Account <b>5501 - Debt Service Payment - Principal</b>	1.00	194.00	194.00
		Account <b>5501 - Debt Service Payment - Principal Totals</b>	Transactions	1	\$194.00



FY 2012/2013  
Town Manager

**TOWN OF PARADISE  
Fiscal Year 2012/13 Budget**

Account Number	Description	2011 Actual Amount	2012 Amended Budget	2012 Estimated Amount	2013 Department Requested	2013 Manager Recommend	2013 Council Adopted
<b>Fund: 1010 - General Fund</b>							
<b>Department: 20 - Administrative Services</b>							
<b>Program: 4200 - Town Manager</b>							
<b>Expenditures</b>							
5100	Personnel Services	144,683	188,811	194,826	166,289	166,289	166,289
5200	Supplies and Services	770	1,009	900	6,715	6,715	6,715
5300	Capital Outlay	-	-	650	-	-	-
5500	Debt Service	1,216	193	194	194	194	194
Total Expenditures		146,669	190,013	196,570	173,198	173,198	173,198
<b>Revenues</b>							
	Service Fees						
	Fines and Forfeitures						
	Other						
Total Revenues		-	-	-	-	-	-
Net General Fund Support		146,669	190,013	196,570	173,198	173,198	173,198

**Fiscal Year 2012-2013 Personnel Allocation**


Position/Title	Weekly Hours	Percent Allocated	Full Time Equiv	Allocated Wages & Benefits
Town Manager (through 12/30/12)	37	100%	0.92	95,577
Interim Town Manager (01/01/13)	40	7%	0.07	10,388
Exec. Asst. to Town Manager (through 12/30/12)	32	75%	0.60	22,047
Admin. Asst. II (01/01/13)	40	30%	0.30	7,739
		Total	1.89	135,751

**Allocation to Other Programs**

Interim Town Manager (01/01/13)	BHS 75%; Gas Tax 18%
Executive Asst. to Town Manager	HR 25%
Admin. Asst. II (01/01/13)	HR 10%; BHS 60%

**TOWN OF PARADISE  
Budget Worksheet Report**

Account Number	Description	2011 Actual Amount	2012 Amended Budget	2012 Estimated Amount	2013 Department Requested	2013 Manager Recommend	2013 Council Adopted
<b>Fund: 1010 - General Fund</b>							
<u>Expenditures</u>							
<b>Department: 20 - Administrative Services</b>							
<b>Program: 4200 - Town Manager</b>							
5101	Salaries - Permanent	95,509	137,920	99,128	75,935	75,935	75,935
5102	Salaries - Temporary	-	-	42,090	-	-	-
5106.100	Incentives & Admin Leave Administrative Leave	3,894	-	-	482	482	482
5107	Car Allowance/Mileage	1,533	84	84	168	168	168
5111	Medicare	1,233	2,000	1,973	1,561	1,561	1,561
5112.101	Retirement Contribution PERS	11,508	11,091	10,630	3,258	3,258	3,258
5113	Worker's Compensation	808	1,472	1,473	244	244	244
5114.101	Health Insurance M. D. & V.	12,364	12,261	14,914	7,319	7,319	7,319
5116.101	Life and Disability Insurance Life & Disab.	391	831	666	318	318	318
5119.100	Retiree Costs Medical Insurance	17,443	23,152	23,868	37,375	37,375	37,375
5122	Accrual Bank Payoff	-	-	-	39,629	39,629	39,629
5201.100	Office Supplies General	190	420	545	450	450	450
5202.100	Operating Supplies General	120	150	44	350	350	350
5210.100	Postage General	23	50	15	50	50	50
5213.100	Professional/Contract Services General	-	-	-	5,000	5,000	5,000
5214.100	Repair and Maint Service General	65	150	130	130	130	130
5218.100	Advertising General	-	-	-	500	500	500
5220.100	Employee Development General	245	160	-	160	160	160
5223.105	Meals and Refreshments Emergencies and Meetings	104	79	79	75	75	75
5260	Miscellaneous	24	-	87	-	-	-
5304	Furniture & Equipment	-	-	650	-	-	-
5501	Debt Service Payment - Principal	1,216	193	194	194	194	194
<b>Expenditure Grand Totals:</b>		<b>146,669</b>	<b>190,013</b>	<b>196,570</b>	<b>173,198</b>	<b>173,198</b>	<b>173,198</b>



# Town of Paradise

Budget Transaction Report

2012/13 Budget

G/L Account	Transaction	Number of Units	Cost per Unit	Total Amount
<b>EXPENSES</b>				
Fund	<b>1010 - General Fund</b>			
Department	<b>20 - Administrative Services</b>			
Program	<b>4200 - Town Manager</b>			
Account	<b>5119.100 - Retiree Costs Medical Insurance</b>			
1010.20.4200.5119.100	Retiree Health Benefits	1.00	37,375.00	37,375.00
	Account <b>5119.100 - Retiree Costs Medical Insurance Totals</b>	Transactions	1	\$37,375.00
Account	<b>5201.100 - Office Supplies General</b>			
1010.20.4200.5201.100	General Office Supplies	1.00	300.00	300.00
1010.20.4200.5201.100	Printer Supplies	1.00	150.00	150.00
	Account <b>5201.100 - Office Supplies General Totals</b>	Transactions	2	\$450.00
Account	<b>5202.100 - Operating Supplies General</b>			
1010.20.4200.5202.100	General Operating Supplies	1.00	350.00	350.00
	Account <b>5202.100 - Operating Supplies General Totals</b>	Transactions	1	\$350.00
Account	<b>5210.100 - Postage General</b>			
1010.20.4200.5210.100	Postage - General	1.00	50.00	50.00
	Account <b>5210.100 - Postage General Totals</b>	Transactions	1	\$50.00
Account	<b>5213.100 - Professional/Contract Services General</b>			
1010.20.4200.5213.100	Recruitment and Background	1.00	5,000.00	5,000.00
	Account <b>5213.100 - Professional/Contract Services General Totals</b>	Transactions	1	\$5,000.00
Account	<b>5214.100 - Repair and Maint Service General</b>			
1010.20.4200.5214.100	Printer Maintenance	1.00	130.00	130.00
	Account <b>5214.100 - Repair and Maint Service General Totals</b>	Transactions	1	\$130.00
Account	<b>5218.100 - Advertising General</b>			
1010.20.4200.5218.100	Advertising for Recruitment	1.00	500.00	500.00
	Account <b>5218.100 - Advertising General Totals</b>	Transactions	1	\$500.00
Account	<b>5220.100 - Employee Development General</b>			
1010.20.4200.5220.100	No. Calif Alliance Conference	1.00	85.00	85.00
1010.20.4200.5220.100	Tri-Counties Economic Conference	1.00	75.00	75.00
	Account <b>5220.100 - Employee Development General Totals</b>	Transactions	2	\$160.00
Account	<b>5223.105 - Meals and Refreshments Emergencies and Meetings</b>			
1010.20.4200.5223.105	Meeting Supplies	1.00	75.00	75.00
	Account <b>5223.105 - Meals and Refreshments Emergencies and Meetings Totals</b>	Transactions	1	\$75.00
Account	<b>5501 - Debt Service Payment - Principal</b>			
1010.20.4200.5501	(O) WestAm 7/10; Computer (1) Year 3 of 4	1.00	194.00	194.00
	Account <b>5501 - Debt Service Payment - Principal Totals</b>	Transactions	1	\$194.00

FY 2012/2013


Emergency Operations Center  
(EOC)

**TOWN OF PARADISE**  
**Fiscal Year 2012/13 Budget**

Account Number	Description	2011 Actual Amount	2012 Amended Budget	2012 Estimated Amount	2013 Department Requested	2013 Manager Recommend	2013 Council Adopted
<b>Fund: 1010 - General Fund</b>							
<b>Department: 20 - Administrative Services</b>							
<b>Program: 4615 - EOC</b>							
<b>Expenditures</b>							
	5100 Personnel Services	-	-	-	-	-	-
	5200 Supplies and Services	20,550	16,396	16,099	16,653	16,653	16,653
	5300 Capital Outlay	-	-	-	-	-	-
	5500 Debt Service	-	-	-	-	-	-
Total Expenditures		20,550	16,396	16,099	16,653	16,653	16,653
<b>Revenues</b>							
	Service Fees						
	Fines and Forfeitures						
	Other						
Total Revenues		-	-	-	-	-	-
Net General Fund Support		20,550	16,396	16,099	16,653	16,653	16,653

**TOWN OF PARADISE**  
**Fiscal Year 2012/13 Budget**

Account Number	Description	2011 Actual Amount	2012 Amended Budget	2012 Estimated Amount	2013 Department Requested	2013 Manager Recommend	2013 Council Adopted
<b>Fund: 1010 - General Fund</b>							
<u>Expenditures</u>							
<b>Department: 20 - Administrative Services</b>							
<b>Program: 4615 - Fire - EOC</b>							
5202.100	Operating Supplies General	231	100	100	100	100	100
5203.100	Repairs and Maint Supplies General	2,660	250	-	500	500	500
5213.100	Professional/Contract Services General	-	-	-	120	120	120
5214.100	Repair and Maint Service General	12,693	12,000	12,000	12,000	12,000	12,000
5216.100	Communications General Services	3,868	3,857	3,780	3,783	3,783	3,783
5219.100	Printing General	34	-	-	-	-	-
5220.100	Employee Development General	-	99	99	-	-	-
5223.105	Meals and Refreshments Emergencies and Meetings	1,065	90	120	150	150	150
<b>Expenditure Grand Totals:</b>		<b>20,550</b>	<b>16,396</b>	<b>16,099</b>	<b>16,653</b>	<b>16,653</b>	<b>16,653</b>



# Town of Paradise

Budget Transaction Report

2012/13 Budget

G/L Account	Transaction	Number of Units	Cost per Unit	Total Amount
<b>EXPENSES</b>				
Fund	<b>1010 - General Fund</b>			
Department	<b>20 - Administrative Services</b>			
Program	<b>4615 - Fire - EOC</b>			
Account	<b>5202.100 - Operating Supplies General</b>			
1010.35.4615.5202.100	Operating Supplies	1.00	100.00	100.00
	Account <b>5202.100 - Operating Supplies General Totals</b>	Transactions	1	\$100.00
Account	<b>5203.100 - Repairs and Maint Supplies General</b>			
1010.35.4615.5203.100	Repairs and Maintenance	1.00	500.00	500.00
	Account <b>5203.100 - Repairs and Maint Supplies General Totals</b>	Transactions	1	\$500.00
Account	<b>5213.100 - Professional/Contract Services General</b>			
1010.35.4615.5213.100	Paradise Alliance Church - Electricity to Support 1500 Radio	1.00	120.00	120.00
	Account <b>5213.100 - Professional/Contract Services General Totals</b>	Transactions	1	\$120.00
Account	<b>5214.100 - Repair and Maint Service General</b>			
1010.35.4615.5214.100	Avtex Citywatch Maintenance Contract	1.00	12,000.00	12,000.00
	Account <b>5214.100 - Repair and Maint Service General Totals</b>	Transactions	1	\$12,000.00
Account	<b>5216.100 - Communications General Services</b>			
1010.35.4615.5216.100	Annual License Fee for Feather River Equipment	1.00	1,200.00	1,200.00
1010.35.4615.5216.100	Service for Three Repeaters	1.00	2,583.00	2,583.00
	Account <b>5216.100 - Communications General Services Totals</b>	Transactions	2	\$3,783.00
Account	<b>5223.105 - Meals and Refreshments Emergencies and Meetings</b>			
1010.35.4615.5223.105	Refreshments for Training/Exercises	1.00	150.00	150.00
	Account <b>5223.105 - Meals and Refreshments Emergencies and Meetings Totals</b>	Transactions	1	\$150.00



FY 2012/2013

Human Resources/Risk Management

**TOWN OF PARADISE  
Fiscal Year 2012/13 Budget**


Account Number	Description	2011 Actual Amount	2012 Amended Budget	2012 Estimated Amount	2013 Department Requested	2013 Manager Recommend	2013 Council Adopted
<b>Fund: 1010 - General Fund</b>							
<b>Department: 20 - Administrative Services</b>							
<b>Program: 4203 - HR and Risk Management</b>							
<b>Expenditures</b>							
	5100 Personnel Services	90,695	69,208	73,420	72,413	51,425	51,425
	5200 Supplies and Services	5,007	5,510	3,850	4,580	4,580	4,580
	5300 Capital Outlay	-	-	-	-	-	-
	5500 Debt Service	-	-	-	-	-	-
Total Expenditures		95,702	74,718	77,270	76,993	56,005	56,005
<b>Revenues</b>							
	Service Fees						
	Fines and Forfeitures						
	Other						
Total Revenues		-	-	-	-	-	-
Net General Fund Support		95,702	74,718	77,270	76,993	56,005	56,005

**Fiscal Year 2012-2013 Personnel Allocation**

Position/Title	Weekly Hours	Percent Allocated	Full Time Equiv	Allocated Wages & Benefits
HR/Risk Management Analyst	28	100%	0.70	38,880
Exec. Asst. to Town Manager (through 12/30/12)	32	25%	0.20	7,349
Admin. Asst. II (01/01/13)	40	10%	0.10	2,580
		Total	1.00	48,809
<b>Allocation to Other Programs</b>				
Exec. Asst. to Town Manager (through 12/30/12)		TM 75%		
Admin. Asst. II (01/01/13)		TM 30%; BHS 60%		

**TOWN OF PARADISE**  
**Fiscal Year 2012/13 Budget**

Account Number	Description	2011 Actual Amount	2012 Amended Budget	2012 Estimated Amount	2013 Department Requested	2013 Manager Recommend	2013 Council Adopted
<b>Fund: 1010 - General Fund</b>							
<u>Expenditures</u>							
<b>Department: 20 - Administrative Services</b>							
<b>Program: 4203 - HR and Risk Management</b>							
5101	Salaries - Permanent	76,068	43,107	46,273	45,438	35,526	35,526
5105	Salaries - Overtime/FLSA	547	-	49	-	-	-
5111	Medicare	1,074	625	635	659	515	515
5112.101	Retirement Contribution PERS	2,932	4,411	4,760	4,864	3,859	3,859
5113	Worker's Compensation	652	366	366	364	359	359
5114.101	Health Insurance M. D. & V.	6,410	18,050	18,300	18,262	8,407	8,407
5116.101	Life and Disability Insurance Life & Disab.	(124)	585	557	626	559	559
5119.120	Retiree Costs PERS 1959 Survivor Benefits	3,136	2,064	2,480	2,200	2,200	2,200
5201.100	Office Supplies General	432	740	321	380	380	380
5202.100	Operating Supplies General	418	550	364	350	350	350
5204	Subscriptions and Code Books	-	120	64	75	75	75
5209.105	Auto Fuel Expense Employee Personal Vehicle Use	153	-	-	-	-	-
5210.100	Postage General	116	125	121	100	100	100
5213.100	Professional/Contract Services General	3,800	3,000	2,905	2,700	2,700	2,700
5219.100	Printing General	58	100	-	100	100	100
5220.100	Employee Development General	30	800	-	800	800	800
5223.105	Meals and Refreshments Emergencies and Meetings	-	75	75	75	75	75
<b>Expenditure Grand Totals:</b>		<b>95,702</b>	<b>74,718</b>	<b>77,270</b>	<b>76,993</b>	<b>56,005</b>	<b>56,005</b>



# Town of Paradise

## Budget Transaction Report

2012/13 Budget

G/L Account	Transaction	Number of Units	Cost per Unit	Total Amount
<b>EXPENSES</b>				
Fund	<b>1010 - General Fund</b>			
Department	<b>20 - Administrative Services</b>			
Program	<b>4203 - HR and Risk Management</b>			
Account	<b>5119.120 - Retiree Costs PERS 1959 Survivor Benefits</b>			
1010.20.4203.5119.120	PERS Survivor Benefits @ \$4.00 per person per month	1.00	2,200.00	2,200.00
	Account <b>5119.120 - Retiree Costs PERS 1959 Survivor Benefits Totals</b>	Transactions	1	\$2,200.00
Account	<b>5201.100 - Office Supplies General</b>			
1010.20.4203.5201.100	Misc. Office Supplies	1.00	380.00	380.00
	Account <b>5201.100 - Office Supplies General Totals</b>	Transactions	1	\$380.00
Account	<b>5202.100 - Operating Supplies General</b>			
1010.20.4203.5202.100	CalBiz Government Posters	1.00	100.00	100.00
1010.20.4203.5202.100	Misc. Safety Supplies	1.00	100.00	100.00
1010.20.4203.5202.100	Printer Cartridges	1.00	150.00	150.00
	Account <b>5202.100 - Operating Supplies General Totals</b>	Transactions	3	\$350.00
Account	<b>5204 - Subscriptions and Code Books</b>			
1010.20.4203.5204	Legal Manuals (Liebert, Cassidy)	1.00	75.00	75.00
	Account <b>5204 - Subscriptions and Code Books Totals</b>	Transactions	1	\$75.00
Account	<b>5210.100 - Postage General</b>			
1010.20.4203.5210.100	Postage for Employee and Applicant Letters	1.00	100.00	100.00
	Account <b>5210.100 - Postage General Totals</b>	Transactions	1	\$100.00
Account	<b>5213.100 - Professional/Contract Services General</b>			
1010.20.4203.5213.100	Employee Assistance Program (All Employees)	1.00	2,700.00	2,700.00
	Account <b>5213.100 - Professional/Contract Services General Totals</b>	Transactions	1	\$2,700.00
Account	<b>5219.100 - Printing General</b>			
1010.20.4203.5219.100	Printing Forms/Business Cards	1.00	100.00	100.00
	Account <b>5219.100 - Printing General Totals</b>	Transactions	1	\$100.00
Account	<b>5220.100 - Employee Development General</b>			
1010.20.4203.5220.100	CalPERS Training	1.00	800.00	800.00
	Account <b>5220.100 - Employee Development General Totals</b>	Transactions	1	\$800.00
Account	<b>5223.105 - Meals and Refreshments Emergencies and Meetings</b>			
1010.20.4203.5223.105	Meetings/ and Interviews	1.00	75.00	75.00
	Account <b>5223.105 - Meals and Refreshments Emergencies and Meetings Totals</b>	Transactions	1	\$75.00

FY 2012/2013

## Business & Housing Services

BHS, HUD, HOME Loan & Grants, Cal Home Loan & Grant & CDBG  
Grants

**TOWN OF PARADISE**  
**Fiscal Year 2012/13 Budget**

Account Number	Description	2011 Actual Amount	2012 Amended Budget	2012 Estimated Amount	2013 Department Requested	2013 Manager Recommend	2013 Council Adopted
<b>Fund: 2160 - Business &amp; Housing Services</b>		182,242	149,548	149,548	96,344	96,344	96,344
<b>Department: 55 - Business &amp; Housing Services</b>							
<b>Program: 4800 - Development Services</b>							
<b>Expenditures</b>							
5100	Personnel Services	85,624	70,965	135,418	25,307	40,646	40,646
5200	Supplies and Services	318	-	118	3,250	3,250	3,250
5300	Capital Outlay	-	-	-	-	-	-
5500	Debt Services	1,370	-	-	-	-	-
Total Expenditures		87,313	70,965	135,536	28,557	43,896	43,896
<hr style="border: 1px solid black;"/>							
<b>Revenues</b>							
	Service Fees						
	Fines and Forfeitures						
	Other	671	200	380	-	-	-
Total Revenues		671	200	380	-	-	-
<hr style="border: 1px solid black;"/>							
Net Income		(86,642)	(70,765)	(135,156)	(28,557)	(43,896)	(43,896)
Transfers (In)		70,634	128,454	106,396	6,843	6,843	6,843
Transfers (Out)		16,686	24,542	24,444	23,274	23,274	23,274
Ending Fund Balance		149,548	182,695	96,344	51,356	36,017	36,017

**Fiscal Year 2012 - 2013 Personnel Allocation**

<b>Position/Title</b>	<b>Weekly Hours</b>	<b>Percent Allocated</b>	<b>Full Time Equiv</b>	<b>Allocated Wages &amp; Benefits</b>
Assistant Town Manager	40.00	75%	0.75	111,296
Housing Coordinator	36.00	100%	0.90	59,720
Admin. Asst. II (01/01/13)	40.00	60%	0.60	15,478
Administrative Analyst (through 09/06/12)	40.00	100%	1.00	10,587
		Total	3.25	197,081

**Allocation to Other Programs**

Assistant Town Manager                      Town Mgr 7%; Gas Tax 18%

Admin. Asst. II (01/01/13)                      Town Mgr 30%; HR 10%

**TOWN OF PARADISE  
Fiscal Year 2012/13 Budget**

Account Number	Description	2011 Actual Amount	2012 Amended Budget	2012 Estimated Amount	2013 Department Requested	2013 Manager Recommend	2013 Council Adopted
<b>Fund:</b> 2160 - Business & Housing Services							
<u>Revenues</u>							
<b>Department:</b> 55 - Business & Housing Services							
<b>Program:</b> 4800 - Development Services							
3610.100	Interest Revenue Investments	526	200	200	0	0	0
3902.100	Miscellaneous Revenue General	145	0	180	0	0	0
3910.112	Transfers In From Federal CMAQ Fund	0	0	0	6,843	6,843	6,843
3910.162	Transfers In From BHS Home Loan Repay Fund	4,972	0	19,100	0	0	0
3910.163	Transfers In From BHS Cal Home Loan Fund	494	0	30,258	0	0	0
3910.261	Transfers In From 2010 HOME Grant	17,130	97,000	33,538	0	0	0
3910.409	Transfers In From 2009 CalHome Grant	32,459	31,454	23,500	0	0	0
3910.607	Transfers In From 2007 HOME Grant	15,579	0	0	0	0	0
<b>Revenues Total</b>		<b>71,305</b>	<b>128,654</b>	<b>106,776</b>	<b>6,843</b>	<b>6,843</b>	<b>6,843</b>

<u>Expenditures</u>							
<b>Department:</b> 55 - Business & Housing Services							
<b>Program:</b> 4800 - Development Services							
5101	Salaries - Permanent	137,919	169,887	167,969	128,405	138,080	138,080
5102	Salaries - Temporary	3,553	-	4,405	-	-	-
5105	Salaries - Overtime/FLSA	83	-	-	-	-	-
5106.100	Incentives & Admin Leave Administrative Leave	3,891	5,836	5,252	5,167	5,167	5,167
5107	Car Allowance/Mileage	3,420	3,700	3,520	1,800	1,800	1,800
5111	Medicare	1,027	997	1,011	635	776	776
5112.101	Retirement Contribution PERS	16,382	21,301	23,209	17,737	18,496	18,496
5113	Worker's Compensation	1,161	1,346	1,271	1,359	1,359	1,359
5114.101	Health Insurance M. D. & V.	22,862	27,954	28,135	24,784	29,349	29,349
5115	Unemployment Compensation	6,120	130	-	-	-	-
5116.101	Life and Disability Insurance Life & Disab.	1,400	1,564	1,650	1,223	1,422	1,422



**TOWN OF PARADISE  
Fiscal Year 2012/13 Budget**

<b>Account Number</b>	<b>Description</b>	<b>2011 Actual Amount</b>	<b>2012 Amended Budget</b>	<b>2012 Estimated Amount</b>	<b>2013 Department Requested</b>	<b>2013 Manager Recommend</b>	<b>2013 Council Adopted</b>
5122	Accrual Bank Payoff	731	-	-	-	-	-
5199.130	Other Payroll Expenses Interfund Payroll Transfers	(112,925)	(161,750)	(101,004)	(155,803)	(155,803)	(155,803)
5209.105	Auto Fuel Expense Employee Personal Vehicle Use	10	-	-	-	-	-
5213.100	Professional/Contract Services General	15	-	1	3,250	3,250	3,250
5260	Miscellaneous	293	-	117	-	-	-
5501	Debt Service Payment - Principal	1,370	-	-	-	-	-
5910.010	Transfers Out To General Fund	16,686	24,542	24,444	23,274	23,274	23,274
<b>Expenditures Total</b>		<b>103,999</b>	<b>95,507</b>	<b>159,980</b>	<b>51,831</b>	<b>67,170</b>	<b>67,170</b>
<b>Fund Net</b>	<b>Total: 2160 - Business &amp; Housing Services</b>	<b>(32,694)</b>	<b>33,147</b>	<b>(53,204)</b>	<b>(44,988)</b>	<b>(60,327)</b>	<b>(60,327)</b>
<b>Ending Fund Balance</b>		<b>149,548</b>	<b>182,695</b>	<b>96,344</b>	<b>51,356</b>	<b>36,017</b>	<b>36,017</b>



# Town of Paradise

Budget Transaction Report

2012/13 Budget

G/L Account	Transaction	Number of Units	Cost per Unit	Total Amount
<b>EXPENSES</b>				
Fund	<b>2160 - Business &amp; Housing Services</b>			
Department	<b>55 - Business &amp; Housing Services</b>			
Program	<b>4800 - Development Services</b>			
Account	<b>5213.100 - Professional/Contract Services General</b>			
2160.55.4800.5213.100	Waste Water Project	1.00	3,250.00	3,250.00
	Account	Transactions	1	\$3,250.00
	<b>5213.100 - Professional/Contract Services General Totals</b>			
Account	<b>5910.010 - Transfers Out To General Fund</b>			

**TOWN OF PARADISE  
Fiscal Year 2012/13 Budget**

Account Number	Description	2011 Actual Amount	2012 Amended Budget	2012 Estimated Amount	2013 Department Requested	2013 Manager Recommend	2013 Council Adopted
<b>Fund: 2161 - BHS HUD Loan Fund</b>							
<u>Revenues</u>							
<b>Department: 55 - Business &amp; Housing Services</b>							
<b>Program: 0000 - Non Program Activity</b>							
3610.100	Interest Revenue Investments	506	100	100	100	100	100
3905.001	BHS Loan Payments Program Income	6,773	6,600	5,700	6,000	6,000	6,000
<b>Revenues Total</b>		<b>7,279</b>	<b>6,700</b>	<b>5,800</b>	<b>6,100</b>	<b>6,100</b>	<b>6,100</b>
<u>Expenditures</u>							
<b>Department: 55 - Business &amp; Housing Services</b>							
<b>Program: 0000 - Non Program Activity</b>							
5213.100	Professional/Contract Services General	0	0	3,538	3,500	3,500	3,500
<b>Program Total: 0000 - Non Program Activity</b>		<b>0</b>	<b>0</b>	<b>3,538</b>	<b>3,500</b>	<b>3,500</b>	<b>3,500</b>
<b>Program: 4805 - Housing Rehab</b>							
5199.130	Other Payroll Expenses Interfund Payroll Transfers	0	30,000	0	0	0	0
5290.290	Loan Programs BHS Loans	0	100,000	0	0	0	0
5291.291	Grant Programs BHS Grants	0	0	25	0	0	0
<b>Program Total: 4805 - Housing Rehab</b>		<b>0</b>	<b>130,000</b>	<b>25</b>	<b>0</b>	<b>0</b>	<b>0</b>
<b>Expenditures Total</b>		<b>0</b>	<b>130,000</b>	<b>3,563</b>	<b>3,500</b>	<b>3,500</b>	<b>3,500</b>
<b>Fund Net</b>	<b>Total: 2161 - BHS HUD Loan Fund</b>	<b>7,279</b>	<b>(123,300)</b>	<b>2,237</b>	<b>2,600</b>	<b>2,600</b>	<b>2,600</b>
<b>Ending Fund Balance</b>		<b>150,728</b>	<b>27,428</b>	<b>152,965</b>	<b>155,565</b>	<b>155,565</b>	<b>155,565</b>



# Town of Paradise

Budget Transaction Report  
2012/13 Budget

G/L Account	Transaction	Number of Units	Cost per Unit	Total Amount
<b>EXPENSES</b>				
Fund	<b>2161 - BHS HUD Loan Fund</b>			
Department	<b>55 - Business &amp; Housing Services</b>			
Program	<b>0000 - Non Program Activity</b>			
Account	<b>5213.100 - Professional/Contract Services General</b>			
2161.55.0000.5213.100	3 CORE, Inc. Annual Planning Grant	1.00	3,500.00	3,500.00
Account	<b>5213.100 - Professional/Contract Services General Totals</b>		Transactions	1
				<u>\$3,500.00</u>

**TOWN OF PARADISE  
Fiscal Year 2012/13 Budget**

Account Number	Description	2011 Actual Amount	2012 Amended Budget	2012 Estimated Amount	2013 Department Requested	2013 Manager Recommend	2013 Council Adopted
<b>Fund: 2162 - BHS Home Loan Fund</b>							
<u>Revenues</u>							
<b>Department: 55 - Business &amp; Housing Services</b>							
<b>Program: 0000 - Non Program Activity</b>							
3905.001	BHS Loan Payments Program Income	35,916	0	63,001	3,840	3,840	3,840
<b>Revenues Total</b>		<b>35,916</b>	<b>0</b>	<b>63,001</b>	<b>3,840</b>	<b>3,840</b>	<b>3,840</b>
<u>Expenditures</u>							
<b>Department: 55 - Business &amp; Housing Services</b>							
<b>Program: 0000 - Non Program Activity</b>							
5910.160	Transfers Out To BHS Development Svcs Fund	4,972	0	19,100	0	0	0
<b>Program Total: 0000 - Non Program Activity</b>		<b>4,972</b>	<b>0</b>	<b>19,100</b>	<b>0</b>	<b>0</b>	<b>0</b>
<b>Program: 4805 - Housing Rehab</b>							
5290.290	Loan Programs BHS Loans	0	0	52,926	3,840	3,840	3,840
5291.291	Grant Programs BHS Grants	135	0	2,940	0	0	0
<b>Program Total: 4805 - Housing Rehab</b>		<b>135</b>	<b>0</b>	<b>55,866</b>	<b>3,840</b>	<b>3,840</b>	<b>3,840</b>
<b>Program: 4808 - First Time Home Buyer Program</b>							
5290.290	Loan Programs BHS Loans	27,119	0	0	0	0	0
<b>Program Total: 4808 - First Time Home Buyer Program</b>		<b>27,119</b>	<b>0</b>	<b>0</b>	<b>0</b>	<b>0</b>	<b>0</b>
<b>Expenditures Total</b>		<b>32,226</b>	<b>0</b>	<b>74,966</b>	<b>3,840</b>	<b>3,840</b>	<b>3,840</b>
<b>Fund Net</b>	<b>Total: 2162 - BHS Home Loan Fund</b>	<b>3,690</b>	<b>0</b>	<b>(11,965)</b>	<b>0</b>	<b>0</b>	<b>0</b>
<b>Ending Fund Balance</b>		<b>11,965</b>	<b>11,965</b>	<b>0</b>	<b>0</b>	<b>0</b>	<b>0</b>



# Town of Paradise

Budget Transaction Report  
2012/13 Budget

G/L Account	Transaction	Number of Units	Cost per Unit	Total Amount
<b>EXPENSES</b>				
Fund	<b>2162 - BHS Home Loan Fund</b>			
Department	<b>55 - Business &amp; Housing Services</b>			
Program	<b>4805 - Housing Rehab</b>			
Account	<b>5290.290 - Loan Programs BHS Loans</b>			
2162.55.4805.5290.290	Rehab Loans	1.00	3,840.00	3,840.00
Account	<b>5290.290 - Loan Programs BHS Loans</b> Totals	Transactions	1	<u>\$3,840.00</u>

**TOWN OF PARADISE  
Fiscal Year 2012/13 Budget**

Account Number	Description	2011 Actual Amount	2012 Amended Budget	2012 Estimated Amount	2013 Department Requested	2013 Manager Recommend	2013 Council Adopted
<b>Fund: 2163 - BHS CAL-HOME Loan Fund</b>							
<u>Revenues</u>							
<b>Department: 55 - Business &amp; Housing Services</b>							
<b>Program: 0000 - Non Program Activity</b>							
3610.100	Interest Revenue Investments	416	100	100	100	100	100
3905.001	BHS Loan Payments Program Income	9,886	0	9,917	0	0	0
<b>Revenues Total</b>		<b>10,302</b>	<b>100</b>	<b>10,017</b>	<b>100</b>	<b>100</b>	<b>100</b>
<u>Expenditures</u>							
<b>Department: 55 - Business &amp; Housing Services</b>							
<b>Program: 0000 - Non Program Activity</b>							
5210.100	Postage General	0	0	25	0	0	0
5910.160	Transfers Out To BHS Development Svcs Fund	494	0	30,258	0	0	0
<b>Expenditures Total</b>		<b>494</b>	<b>0</b>	<b>30,283</b>	<b>0</b>	<b>0</b>	<b>0</b>
<b>Fund Net</b>	<b>Total: 2163 - BHS CAL-HOME Loan Fund</b>	<b>9,808</b>	<b>100</b>	<b>(20,266)</b>	<b>100</b>	<b>100</b>	<b>100</b>
<b>Ending Fund Balance</b>		<b>75,431</b>	<b>75,531</b>	<b>55,165</b>	<b>55,265</b>	<b>55,265</b>	<b>55,265</b>

**TOWN OF PARADISE**  
**Fiscal Year 2012/13 Budget**

Account Number	Description	2011 Actual Amount	2012 Amended Budget	2012 Estimated Amount	2013 Department Requested	2013 Manager Recommend	2013 Council Adopted
<b>Fund: 2300 - BHS CDBG Com Dev Block Grnt</b>							
<b>Department: 55 - Business &amp; Housing Services</b>							
<b>Program: 4800 - Program Administration</b>							
<b>Expenditures</b>							
5100	Personnel Services	98,391	126,283	95,404	122,025	122,025	122,025
5200	Supplies and Services	87,890	135,180	66,123	407,242	407,242	407,242
5300	Capital Outlay	828	273,470	-	2,000	2,000	2,000
5500	Debt Services	-	-	-	-	-	-
Total Expenditures		187,109	534,933	161,527	531,267	531,267	531,267
<b>Revenues</b>							
	Service Fees						
	Fines and Forfeitures						
	Other	238,124	542,554	169,148	531,267	531,267	531,267
Total Revenues		238,124	542,554	169,148	531,267	531,267	531,267
Net Income		51,015	7,621	7,621	-	-	-
Transfers (In)		-	-	-	-	-	-
Transfers (Out)		51,015	7,621	7,621	-	-	-
Ending Fund Balance		-	-	-	-	-	-



**TOWN OF PARADISE  
Fiscal Year 2012/13 Budget**

Account Number	Description	2011 Actual Amount	2012 Amended Budget	2012 Estimated Amount	2013 Department Requested	2013 Manager Recommend	2013 Council Adopted
<b>Fund: 2300 - BHS CDBG Com Dev Block Grnt</b>							
<u>Revenues</u>							
<b>Department: 55 - Business &amp; Housing Services</b>							
<b>Program: 0000 - Non Program Activity</b>							
3310.100	Federal Funding BHS Grants	238,124	542,554	169,148	531,267	531,267	531,267
<b>Revenues Total</b>		<b>238,124</b>	<b>542,554</b>	<b>169,148</b>	<b>531,267</b>	<b>531,267</b>	<b>531,267</b>

<u>Expenditures</u>							
<b>Department: 55 - Business &amp; Housing Services</b>							
<b>Program: 4800 - Program Administration</b>							
5199.130	Other Payroll Expenses Interfund Payroll Transfers	98,391	126,283	95,404	122,025	122,025	122,025
5201.100	Office Supplies General	494	500	515	600	600	600
5202.100	Operating Supplies General	2,681	3,000	441	1,000	1,000	1,000
5203.100	Repairs and Maint Supplies General						
5204	Subscriptions and Code Books						
5209.105	Auto Fuel Expense Employee Personal Vehicle Use	510	500	299	569	569	569
5210.100	Postage General	616	650	457	400	400	400
5213.100	Professional/Contract Services General	9,018	12,000	10,615	4,500	4,500	4,500
5214.100	Repair and Maint Service General	405	500	181	500	500	500
5215.100	Rents and Leases Miscellaneous						
5216.100	Communications General Services						
5218.100	Advertising General	456	3,000	399	3,000	3,000	3,000
5219.100	Printing General	74	1,000		100	100	100
5220.100	Employee Development General	1,293	4,000		3,000	3,000	3,000
5220.110	Employee Development Education Reimb MOU						
5223.105	Meals and Refreshments Emergencies and Meetings		200		200	200	200
5225	Bank Fees and Charges						
5260	Miscellaneous						

**TOWN OF PARADISE  
Fiscal Year 2012/13 Budget**

Account Number	Description	2011 Actual Amount	2012 Amended Budget	2012 Estimated Amount	2013 Department Requested	2013 Manager Recommend	2013 Council Adopted
5290.290	Loan Programs BHS Loans		40,000		40,000	40,000	40,000
5291.291	Grant Programs BHS Grants	72,343	69,830	53,216	353,373	353,373	353,373
5291.292	Grant Programs BHS Senior Handyman Program						
5303	Improvements		270,470				
5304	Furniture & Equipment	828	3,000		2,000	2,000	2,000
5501	Debt Service Payment - Principal						
5910.010	Transfer Out to General Fund	26,175	4,890	5,222			
5910.100	Transfer Out to Capital Projects	24,840	2,731	2,399			
<b>Expenditures Total</b>		<b>238,124</b>	<b>542,554</b>	<b>169,148</b>	<b>531,267</b>	<b>531,267</b>	<b>531,267</b>
<b>Fund Net</b>	<b>Total: 2308 - BHS 2008 CDBG Com Dev Block Grnt</b>	<b>0</b>	<b>0</b>	<b>0</b>	<b>0</b>	<b>0</b>	<b>0</b>
<b>Ending Fund Balance</b>		<b>0</b>	<b>0</b>	<b>0</b>	<b>0</b>	<b>0</b>	<b>0</b>



# Town of Paradise

Budget Transaction Report  
2012/13 Budget

G/L Account	Transaction	Number of Units	Cost per Unit	Total Amount
<b>EXPENSES</b>				
Fund	<b>2305 - BHS 2005 CDBG Com Dev Block Grnt</b>			
Department	<b>55 - Business &amp; Housing Services</b>			
Program	<b>4806 - Public Facilities &amp; Improvements</b>			
Account	<b>5291.291 - Grant Programs BHS Grants</b>			
2305.55.4806.5291.291	Paradise Community Village	1.00	10,197.00	10,197.00
Account	<b>5291.291 - Grant Programs BHS Grants</b> Totals	Transactions	1	<u>\$10,197.00</u>



# Town of Paradise

Budget Transaction Report  
2012/13 Budget

G/L Account	Transaction	Number of Units	Cost per Unit	Total Amount
<b>EXPENSES</b>				
Fund <b>2306 - BHS 2006 CDBG Com Dev Block Grnt</b>				
Department <b>55 - Business &amp; Housing Services</b>				
Program <b>4806 - Public Facilities &amp; Improvements</b>				
Account <b>5291.291 - Grant Programs BHS Grants</b>				
2306.55.4806.5291.291	Paradise Community Village	1.00	13,980.00	13,980.00
	Account <b>5291.291 - Grant Programs BHS Grants</b> Totals	Transactions	1	<u>\$13,980.00</u>



# Town of Paradise

Budget Transaction Report  
2012/13 Budget

G/L Account	Transaction	Number of Units	Cost per Unit	Total Amount
<b>EXPENSES</b>				
Fund <b>2307 - BHS 2007 CDBG Com Dev Block Grnt</b>				
Department <b>55 - Business &amp; Housing Services</b>				
Program <b>4806 - Public Facilities &amp; Improvements</b>				
Account <b>5291.291 - Grant Programs BHS Grants</b>				
2307.55.4806.5291.291	Paradise Community Village	1.00	31,867.00	31,867.00
	Account <b>5291.291 - Grant Programs BHS Grants</b> Totals	Transactions	1	<u>\$31,867.00</u>



# Town of Paradise

Budget Transaction Report  
2012/13 Budget

G/L Account	Transaction	Number of Units	Cost per Unit	Total Amount
<b>EXPENSES</b>				
Fund	<b>2308 - BHS 2008 CDBG Com Dev Block Grnt</b>			
Department	<b>55 - Business &amp; Housing Services</b>			
Program	<b>4806 - Public Facilities &amp; Improvements</b>			
Account	<b>5291.291 - Grant Programs BHS Grants</b>			
2308.55.4806.5291.291	Paradise Community Village	1.00	75,600.00	75,600.00
Account	<b>5291.291 - Grant Programs BHS Grants</b> Totals	Transactions	1	<u>\$75,600.00</u>



# Town of Paradise

Budget Transaction Report  
2012/13 Budget

G/L Account	Transaction	Number of Units	Cost per Unit	Total Amount
<b>EXPENSES</b>				
Fund <b>2309 - BHS 2009 CDBG Com Dev Block Grnt</b>				
Department <b>55 - Business &amp; Housing Services</b>				
Program <b>4807 - Commercial/Ind Rehab</b>				
Account <b>5290.290 - Loan Programs BHS Loans</b>				
2309.55.4807.5290.290	Loan Programs	1.00	40,000.00	40,000.00
	Account <b>5290.290 - Loan Programs BHS Loans</b> Totals	Transactions	1	<u>\$40,000.00</u>



# Town of Paradise

Budget Transaction Report  
2012/13 Budget

G/L Account	Transaction	Number of Units	Cost per Unit	Total Amount
<b>EXPENSES</b>				
Fund <b>2310 - BHS 2310 CDBG Com Dev Block Grnt</b>				
Department <b>55 - Business &amp; Housing Services</b>				
Program <b>4806 - Public Facilities &amp; Improvements</b>				
Account <b>5291.291 - Grant Programs BHS Grants</b>				
2310.55.4806.5291.291	Grant Programs BHS Grants	1.00	45,573.00	45,573.00
	Account <b>5291.291 - Grant Programs BHS Grants</b> Totals	Transactions	1	<u>\$45,573.00</u>





# Town of Paradise

Budget Transaction Report  
2012/13 Budget

G/L Account	Transaction	Number of Units	Cost per Unit	Total Amount	
<b>EXPENSES</b>					
Fund	<b>2311 - BHS 2311 CDBG Com Dev Block Grnt</b>				
Department	<b>55 - Business &amp; Housing Services</b>				
Program	<b>4805 - Housing Rehab</b>				
Account	<b>5209.105 - Auto Fuel Expense Employee Personal Vehicle Use</b>				
2311.55.4805.5209.105	Auto & Fuel: Employees Vehicle	1.00	169.00	169.00	
	Account	5209.105 - Auto Fuel Expense Employee Personal Vehicle Use Totals	Transactions	1	\$169.00
	Account	5220.100 - Employee Development General Totals	Transactions	1	\$1,000.00
Program	<b>4806 - Public Facilities &amp; Improvements</b>				
Account	<b>5291.291 - Grant Programs BHS Grants</b>				
2311.55.4806.5291.291	Paradise Community Village	1.00	69,867.00	69,867.00	
	Account	5291.291 - Grant Programs BHS Grants Totals	Transactions	1	\$69,867.00



# Town of Paradise

Budget Transaction Report  
2012/13 Budget

G/L Account	Transaction	Number of Units	Cost per Unit	Total Amount
<b>EXPENSES</b>				
Fund <b>2312 - BHS 2312 CDBG Com Dev Block Grnt</b>				
Department <b>55 - Business &amp; Housing Services</b>				
Program <b>4801 - Program Administration</b>				
Account <b>5201.100 - Office Supplies General</b>				
2312.55.4801.5201.100	Office Supplies- Pens, Paper, etc	1.00	600.00	600.00
		Transactions	1	<u>\$600.00</u>
	Account <b>5201.100 - Office Supplies General</b> Totals			
	Account <b>5209.105 - Auto Fuel Expense Employee Personal Vehicle Use</b> Totals			
		Transactions	1	<u>\$100.00</u>
	Account <b>5210.100 - Postage General</b>			
2312.55.4801.5210.100	Postage	1.00	400.00	400.00
		Transactions	1	<u>\$400.00</u>
	Account <b>5210.100 - Postage General</b> Totals			
	Account <b>5213.100 - Professional/Contract Services General</b>			
2312.55.4801.5213.100	Professional Contract Services	1.00	2,000.00	2,000.00
		Transactions	1	<u>\$2,000.00</u>
	Account <b>5213.100 - Professional/Contract Services General</b> Totals			
	Account <b>5214.100 - Repair and Maint Service General</b>			
2312.55.4801.5214.100	Repair and Maint. Services General	1.00	500.00	500.00
		Transactions	1	<u>\$500.00</u>
	Account <b>5214.100 - Repair and Maint Service General</b> Totals			
	Account <b>5218.100 - Advertising General</b>			
2312.55.4801.5218.100	Advertising	1.00	3,000.00	3,000.00
		Transactions	1	<u>\$3,000.00</u>
	Account <b>5218.100 - Advertising General</b> Totals			
	Account <b>5219.100 - Printing General</b>			
2312.55.4801.5219.100	Printing	1.00	100.00	100.00
		Transactions	1	<u>\$100.00</u>
	Account <b>5219.100 - Printing General</b> Totals			
	Account <b>5220.100 - Employee Development General</b>			
2312.55.4801.5220.100	Employee Development	1.00	1,000.00	1,000.00
		Transactions	1	<u>\$1,000.00</u>
	Account <b>5220.100 - Employee Development General</b> Totals			
	Account <b>5223.105 - Meals and Refreshments Emergencies and Meetings</b>			
2312.55.4801.5223.105	Meals and Refresments- Emergencies and Meetings	1.00	200.00	200.00
		Transactions	1	<u>\$200.00</u>
	Account <b>5223.105 - Meals and Refreshments Emergencies and Meetings</b> Totals			
	Account <b>5304 - Furniture &amp; Equipment</b>			
2312.55.4801.5304	Furniture and Equipment	1.00	2,000.00	2,000.00
		Transactions	1	<u>\$2,000.00</u>
	Account <b>5304 - Furniture &amp; Equipment</b> Totals			



# Town of Paradise

Budget Transaction Report  
2012/13 Budget

G/L Account	Transaction	Number of Units	Cost per Unit	Total Amount
Program	<b>4803 - Public Services</b>			
Account	<b>5291.291 - Grant Programs BHS Grants</b>			
2312.55.4803.5291.291	Catalyst	1.00	5,000.00	5,000.00
2312.55.4803.5291.291	Peg Taylor	1.00	2,500.00	2,500.00
2312.55.4803.5291.291	Salvation Army	1.00	2,500.00	2,500.00
2312.55.4803.5291.291	STRIVE	1.00	2,000.00	2,000.00
2312.55.4803.5291.291	Youth For Change	1.00	8,000.00	8,000.00
	Account <b>5291.291 - Grant Programs BHS Grants</b> Totals	Transactions	5	<u>\$20,000.00</u>
Program	<b>4805 - Housing Rehab</b>			
Account	<b>5209.105 - Auto Fuel Expense Employee Personal Vehicle Use</b>			
2312.55.4805.5209.105	Auto & Fuel: Emp. Vehicle	1.00	300.00	300.00
	Account <b>5209.105 - Auto Fuel Expense Employee Personal Vehicle Use</b> Totals	Transactions	1	<u>\$300.00</u>
Account	<b>5220.100 - Employee Development General</b>			
2312.55.4805.5220.100	Employee Development	1.00	1,000.00	1,000.00
	Account <b>5220.100 - Employee Development General</b> Totals	Transactions	1	<u>\$1,000.00</u>
Program	<b>4806 - Public Facilities &amp; Improvements</b>			
Account	<b>5291.291 - Grant Programs BHS Grants</b>			
2312.55.4806.5291.291	Paradise Community Village	1.00	46,289.00	46,289.00
	Account <b>5291.291 - Grant Programs BHS Grants</b> Totals	Transactions	1	<u>\$46,289.00</u>

**TOWN OF PARADISE  
Fiscal Year 2012/13 Budget**

Account Number	Description	2011 Actual Amount	2012 Amended Budget	2012 Estimated Amount	2013 Department Requested	2013 Manager Recommend	2013 Council Adopted
<b>Fund: 2409 - BHS 2009 CalHome Grant</b>							
<u>Revenues</u>							
<b>Department: 55 - Business &amp; Housing Services</b>							
<b>Program: 0000 - Non Program Activity</b>							
3340.100	State Funding - Grants BHS State Reimbursements	225,000	225,000	225,000	0	0	0
<b>Revenues Total</b>		<b>225,000</b>	<b>225,000</b>	<b>225,000</b>	<b>0</b>	<b>0</b>	<b>0</b>
<u>Expenditures</u>							
<b>Department: 55 - Business &amp; Housing Services</b>							
<b>Program: 4805 - Housing Rehab</b>							
5290.290	Loan Programs BHS Loans	90,056	96,073	11,569	0	0	0
5910.160	Transfers Out To BHS Development Svcs Fund	21,705	17,177	0	0	0	0
<b>Program Total: 4805 - Housing Rehab</b>		<b>111,761</b>	<b>113,250</b>	<b>11,569</b>	<b>0</b>	<b>0</b>	<b>0</b>
<b>Program: 4808 - First Time Home Buyer Program</b>							
5290.290	Loan Programs BHS Loans	79,140	145,258	237,717	0	0	0
5910.160	Transfers Out To BHS Development Svcs Fund	10,754	14,278	23,500	0	0	0
<b>Program Total: 4808 - First Time Home Buyer Program</b>		<b>89,894</b>	<b>159,536</b>	<b>261,217</b>	<b>0</b>	<b>0</b>	<b>0</b>
<b>Expenditures Total</b>		<b>201,655</b>	<b>272,786</b>	<b>272,786</b>	<b>0</b>	<b>0</b>	<b>0</b>
<b>Fund Net</b>	<b>Total: 2409 - BHS 2009 CalHome Grant</b>	<b>23,345</b>	<b>(47,786)</b>	<b>(47,786)</b>	<b>0</b>	<b>0</b>	<b>0</b>
<b>Ending Fund Balance</b>		<b>47,786</b>	<b>0</b>	<b>0</b>	<b>0</b>	<b>0</b>	<b>0</b>

**TOWN OF PARADISE  
Fiscal Year 2012/13 Budget**

Account Number	Description	2011 Actual Amount	2012 Amended Budget	2012 Estimated Amount	2013 Department Requested	2013 Manager Recommend	2013 Council Adopted
<b>Fund: 2610 - BHS 2010 HOME Grant</b>							
<u>Revenues</u>							
<b>Department: 55 - Business &amp; Housing Services</b>							
<b>Program: 0000 - Non Program Activity</b>							
3340.100	State Funding - Grants BHS State Reimbursements	339,352	460,648	290,249	170,400	170,400	170,400
<b>Revenues Total</b>		<b>339,352</b>	<b>460,648</b>	<b>290,249</b>	<b>170,400</b>	<b>170,400</b>	<b>170,400</b>
<u>Expenditures</u>							
<b>Department: 55 - Business &amp; Housing Services</b>							
<b>Program: 4805 - Housing Rehab</b>							
5199.130	Other Payroll Expenses Interfund Payroll Transfers	7,266	2,734	2,734	0	0	0
5290.290	Loan Programs BHS Loans	28,668	267,351	118,573	0	0	0
5291.293	Grant Programs BHS Lead Base Paint	2,500	830	3,070	0	0	0
5910.160	Transfers Out To BHS Development Svcs Fund	4,130	87,000	23,149	0	0	0
<b>Program Total: 4805 - Housing Rehab</b>		<b>42,564</b>	<b>357,915</b>	<b>147,526</b>	<b>0</b>	<b>0</b>	<b>0</b>
<b>Program: 4808 - First Time Home Buyer Program</b>							
5199.130	Other Payroll Expenses Interfund Payroll Transfers	7,266	2,734	2,734	0	0	0
5290.290	Loan Programs BHS Loans	276,521	90,000	129,600	170,400	170,400	170,400
5910.160	Transfers Out To BHS Development Svcs Fund	13,000	10,000	10,389	0	0	0
<b>Program Total: 4808 - First Time Home Buyer Program</b>		<b>296,787</b>	<b>102,734</b>	<b>142,723</b>	<b>170,400</b>	<b>170,400</b>	<b>170,400</b>
<b>Expenditures Total</b>		<b>339,352</b>	<b>460,648</b>	<b>290,249</b>	<b>170,400</b>	<b>170,400</b>	<b>170,400</b>
<b>Fund Net</b>	<b>Total: 2610 - BHS 2010 HOME Grant</b>	<b>0</b>	<b>0</b>	<b>0</b>	<b>0</b>	<b>0</b>	<b>0</b>
<b>Ending Fund Balance</b>		<b>0</b>	<b>0</b>	<b>0</b>	<b>0</b>	<b>0</b>	<b>0</b>



# Town of Paradise

Budget Transaction Report  
2012/13 Budget

G/L Account	Transaction	Number of Units	Cost per Unit	Total Amount
<b>EXPENSES</b>				
Fund	<b>2610 - BHS 2010 HOME Grant</b>			
Department	<b>55 - Business &amp; Housing Services</b>			
Program	<b>4808 - First Time Home Buyer Program</b>			
Account	<b>5290.290 - Loan Programs BHS Loans</b>			
2610.55.4808.5290.290	Loans	1.00	170,400.00	170,400.00
Account <b>5290.290 - Loan Programs BHS Loans</b> Totals		Transactions	1	<u>\$170,400.00</u>

**TOWN OF PARADISE  
Fiscal Year 2012/13 Budget**

Account Number	Description	2011 Actual Amount	2012 Amended Budget	2012 Estimated Amount	2013 Department Requested	2013 Manager Recommend	2013 Council Adopted
<b>Fund: 2611 - BHS 2011 HOME Grant</b>							
<u>Revenues</u>							
<b>Department: 55 - Business &amp; Housing Services</b>							
<b>Program: 0000 - Non Program Activity</b>							
3340.100	State Funding - Grants BHS State Reimbursements	0.00	0.00	359,695.00	33,911.00	33,911.00	33,911.00
<b>Revenues Total</b>		<b>\$0.00</b>	<b>\$0.00</b>	<b>\$359,695.00</b>	<b>\$33,911.00</b>	<b>\$33,911.00</b>	<b>\$33,911.00</b>
<u>Expenditures</u>							
<b>Department: 55 - Business &amp; Housing Services</b>							
<b>Program: 4801 - Program Administration</b>							
5199.130	Other Payroll Expenses Interfund Payroll Transfers	0.00	0.00	0.00	33,911.00	33,911.00	33,911.00
5213.100	Professional/Contract Services General	0.00	0.00	425.00	0.00	0.00	0.00
<b>Program Total: 4801 - Program Administration</b>		<b>\$0.00</b>	<b>\$0.00</b>	<b>\$425.00</b>	<b>\$33,911.00</b>	<b>\$33,911.00</b>	<b>\$33,911.00</b>
<b>Program: 4806 - Public Facilities &amp; Improvements</b>							
5291.291	Grant Programs BHS Grants	0.00	0.00	359,270.00	0.00	0.00	0.00
<b>Program Total: 4806 - Public Facilities &amp; Improvements</b>		<b>\$0.00</b>	<b>\$0.00</b>	<b>\$359,270.00</b>	<b>\$0.00</b>	<b>\$0.00</b>	<b>\$0.00</b>
<b>Expenditures Total</b>		<b>\$0.00</b>	<b>\$0.00</b>	<b>\$359,695.00</b>	<b>\$33,911.00</b>	<b>\$33,911.00</b>	<b>\$33,911.00</b>
<b>Fund Net</b>	<b>Total: 2611 - BHS 2011 HOME Grant</b>	<b>\$0.00</b>	<b>\$0.00</b>	<b>\$0.00</b>	<b>\$0.00</b>	<b>\$0.00</b>	<b>\$0.00</b>
<b>Ending Fund Balance</b>		<b>\$0.00</b>	<b>\$0.00</b>	<b>\$0.00</b>	<b>\$0.00</b>	<b>\$0.00</b>	<b>\$0.00</b>

FY 2012/2013

Legal Services




**TOWN OF PARADISE**  
**Fiscal Year 2012/13 Budget**

Account Number	Description	2011 Actual Amount	2012 Amended Budget	2012 Estimated Amount	2013 Department Requested	2013 Manager Recommend	2013 Council Adopted
<b>Fund: 1010 - General Fund</b>							
<b>Department: 20 - Administrative Services</b>							
<b>Program: 4300 - Legal Services</b>							
<b>Expenditures</b>							
	5100 Personnel Services	-	-	-	-	-	-
	5200 Supplies and Services	209,014	166,487	166,487	163,810	163,810	163,810
	5300 Capital Outlay	-	-	-	-	-	-
	5500 Debt Service	-	-	-	-	-	-
Total Expenditures		209,014	166,487	166,487	163,810	163,810	163,810
<b>Revenues</b>							
	Service Fees						
	Fines and Forfeitures						
	Other						
Total Revenues		-	-	-	-	-	-
Net General Fund Support		209,014	166,487	166,487	163,810	163,810	163,810

**TOWN OF PARADISE  
Budget Worksheet Report**

Account Number	Description	2011 Actual Amount	2012 Amended Budget	2012 Estimated Amount	2013 Department Requested	2013 Manager Recommend	2013 Council Adopted
<b>Fund:</b> 1010 - General Fund							
<u>Expenditures</u>							
<b>Department:</b> 20 - Administrative Services							
<b>Program:</b> 4300 - Legal Services							
5210.100	Postage General	6	-	-	10	10	10
5213.100	Professional/Contract Services General	209,008	166,487	166,487	163,800	163,800	163,800
<b>Expenditure Grand Totals:</b>		<b>209,014</b>	<b>166,487</b>	<b>166,487</b>	<b>163,810</b>	<b>163,810</b>	<b>163,810</b>



# Town of Paradise

Budget Transaction Report  
2012/13 Budget

G/L Account	Transaction	Number of Units	Cost per Unit	Total Amount
<b>EXPENSES</b>				
Fund	<b>1010 - General Fund</b>			
Department	<b>20 - Administrative Services</b>			
Program	<b>4300 - Legal Services</b>			
Account	<b>5210.100 - Postage General</b>			
1010.20.4300.5210.100	General Legal Postage	1.00	10.00	10.00
	Account <b>5210.100 - Postage General Totals</b>	Transactions	1	\$10.00
Account	<b>5213.100 - Professional/Contract Services General</b>			
1010.20.4300.5213.100	Other Legal Costs	1.00	12,000.00	12,000.00
1010.20.4300.5213.100	Town Attorney Contract (Reduced by 10 Hours/Month)	12.00	12,650.00	151,800.00
	Account <b>5213.100 - Professional/Contract Services General Totals</b>	Transactions	2	\$163,800.00

FY 2012/2013

Finance

**TOWN OF PARADISE  
Fiscal Year 2012/13 Budget**

Account Number	Description	2011 Actual Amount	2012 Amended Budget	2012 Estimated Amount	2013 Department Requested	2013 Manager Recommend	2013 Council Adopted
<b>Fund: 1010 - General Fund</b>							
<b>Department: 25 - Finance</b>							
<b>Program: 4400 - Finance</b>							
<b>Expenditures</b>							
	5100 Personnel Services	217,570	223,580	221,142	211,994	210,075	210,075
	5200 Supplies and Services	16,763	7,930	7,506	5,394	4,954	4,954
	5300 Capital Outlay	828	-	-	800	800	800
	5500 Debt Service	1,101	-	-	-	-	-
Total Expenditures		236,261	231,510	228,648	218,188	215,829	215,829
<b>Revenues</b>							
	Service Fees						
	Fines and Forfeitures						
	Other						
Total Revenues		-	-	-	-	-	-
Net General Fund Support		236,261	231,510	228,648	218,188	215,829	215,829

**Fiscal Year 2012-2013 Personnel Allocation**

Position/Title	Weekly Hours	Percent Allocated	Full Time Equiv	Allocated Wages & Benefits
Finance Director	40	90%	0.90	115,811
Finance Supervisor	40	83%	0.83	83,517
Senior Financial Services Clerk	36	0%	0.00	-
		Total	1.73	199,328
<b>Allocation to Other Programs</b>				
Finance Director		BSWW 3%; Gas Tax 3%; Transit 4%		
Finance Supervisor		BSWW 2%; Gas Tax 10%; Transit 5%		
Senior Financial Services Clerk		Cent Svcs 100%		

**TOWN OF PARADISE**  
**Fiscal Year 2012/13 Budget**

Account Number	Description	2011 Actual Amount	2012 Amended Budget	2012 Estimated Amount	2013 Department Requested	2013 Manager Recommend	2013 Council Adopted
<b>Fund: 1010 - General Fund</b>							
<u>Expenditures</u>							
<b>Department: 25 - Finance</b>							
<b>Program: 4400 - Finance</b>							
5101	Salaries - Permanent	146,895	145,625	145,778	143,858	142,225	142,225
5105	Salaries - Overtime/FLSA	36	-	-	-	-	-
5106.100	Incentives & Admin Leave Administrative	6,136	7,243	7,243	7,379	7,296	7,296
5107	Car Allowance/Mileage	4,032	3,185	3,159	2,184	2,160	2,160
5111	Medicare	2,193	2,267	2,128	2,225	2,199	2,199
5112.101	Retirement Contribution PERS	17,452	19,716	19,678	19,283	19,066	19,066
5113	Worker's Compensation	1,284	1,348	1,348	1,183	1,543	1,543
5114.101	Health Insurance M. D. & V.	24,164	24,481	24,726	23,926	23,654	23,654
5115	Unemployment Compensation	2,466	8,694	6,026	917	907	907
5116.101	Life and Disability Insurance Life & Disab.	1,412	1,233	1,298	1,261	1,247	1,247
5119.100	Retiree Costs Medical Insurance	9,231	9,480	9,450	9,778	9,778	9,778
5122	Accrual Bank Payoff	2,270	308	308	-	-	-
5201.100	Office Supplies General	106	200	200	250	250	250
5202.100	Operating Supplies General	974	500	300	540	400	400
5203.100	Repairs and Maint Supplies General	1	-	-	50	50	50
5210.100	Postage General	1,836	1,800	1,750	1,800	1,800	1,800
5213.100	Professional/Contract Services General	10,728	2,865	3,080	720	720	720
5214.100	Repair and Maint Service General	719	400	200	500	200	200
5216.100	Communications General Services	687	153	153	-	-	-
5218.100	Advertising General	846	-	-	-	-	-
5219.100	Printing General	389	1,098	1,098	1,095	1,095	1,095
5220.100	Employee Development General	160	914	725	439	439	439
5260	Miscellaneous	315	-	-	-	-	-
5304	Furniture & Equipment	828	-	-	800	800	800
5501	Debt Service Payment - Principal	1,101	-	-	-	-	-
<b>Expenditure Grand Totals:</b>		<b>236,261</b>	<b>231,510</b>	<b>228,648</b>	<b>218,188</b>	<b>215,829</b>	<b>215,829</b>



# Town of Paradise

Budget Transaction Report  
2012/13 Budget

G/L Account	Transaction	Number of Units	Cost per Unit	Total Amount
<b>EXPENSES</b>				
Fund	<b>1010 - General Fund</b>			
Department	<b>25 - Finance</b>			
Program	<b>4400 - Finance</b>			
Account	<b>5119.100 - Retiree Costs Medical Insurance</b>			
1010.25.4400.5119.100	Retiree Health Benefits	1.00	9,778.00	9,778.00
	Account <b>5119.100 - Retiree Costs Medical Insurance</b> Totals	Transactions	1	<u>\$9,778.00</u>
Account	<b>5201.100 - Office Supplies General</b>			
1010.25.4400.5201.100	Desk Pads/Wall Calendars	1.00	50.00	50.00
1010.25.4400.5201.100	General Office Supplies	1.00	200.00	200.00
	Account <b>5201.100 - Office Supplies General</b> Totals	Transactions	2	<u>\$250.00</u>
Account	<b>5202.100 - Operating Supplies General</b>			
1010.25.4400.5202.100	File Folders/Adding Machine Tape etc.	1.00	200.00	200.00
1010.25.4400.5202.100	Toner/Printer Cartridges	1.00	200.00	200.00
	Account <b>5202.100 - Operating Supplies General</b> Totals	Transactions	2	<u>\$400.00</u>
Account	<b>5203.100 - Repairs and Maint Supplies General</b>			
1010.25.4400.5203.100	Door Entry Mat	1.00	50.00	50.00
	Account <b>5203.100 - Repairs and Maint Supplies General</b> Totals	Transactions	1	<u>\$50.00</u>
Account	<b>5210.100 - Postage General</b>			
1010.25.4400.5210.100	Postage for AR and AP	1.00	1,800.00	1,800.00
	Account <b>5210.100 - Postage General</b> Totals	Transactions	1	<u>\$1,800.00</u>
Account	<b>5213.100 - Professional/Contract Services General</b>			
1010.25.4400.5213.100	Locate Plus - AR Person Finder	12.00	30.00	360.00
1010.25.4400.5213.100	Shred Service	12.00	30.00	360.00
	Account <b>5213.100 - Professional/Contract Services General</b> Totals	Transactions	2	<u>\$720.00</u>
Account	<b>5214.100 - Repair and Maint Service General</b>			
1010.25.4400.5214.100	Printer Maintenance	1.00	200.00	200.00
	Account <b>5214.100 - Repair and Maint Service General</b> Totals	Transactions	1	<u>\$200.00</u>
Account	<b>5219.100 - Printing General</b>			
1010.25.4400.5219.100	Envelopes and Stationary	1.00	400.00	400.00
1010.25.4400.5219.100	Payroll and AP Checks	1.00	300.00	300.00
1010.25.4400.5219.100	Tax Forms	1.00	395.00	395.00
	Account <b>5219.100 - Printing General</b> Totals	Transactions	3	<u>\$1,095.00</u>
Account	<b>5220.100 - Employee Development General</b>			
1010.25.4400.5220.100	American Payroll Association Newsletter & Dues	1.00	254.00	254.00
1010.25.4400.5220.100	CSMFO Dues	1.00	110.00	110.00
1010.25.4400.5220.100	Economic Forecast	1.00	75.00	75.00
	Account <b>5220.100 - Employee Development General</b> Totals	Transactions	3	<u>\$439.00</u>
Account	<b>5304 - Furniture &amp; Equipment</b>			
1010.25.4400.5304	Computer Replacement - Finance Director	1.00	800.00	800.00
	Account <b>5304 - Furniture &amp; Equipment</b> Totals	Transactions	1	<u>\$800.00</u>

FY 2012/2013

## Police Department

Administration, Operations,  
Public Safety Communications & Animal Control



**TOWN OF PARADISE  
Fiscal Year 2012/13 Budget**

Account Number	Description	2011 Actual Amount	2012 Amended Budget	2012 Estimated Amount	2013 Department Requested	2013 Manager Recommend	2013 Council Adopted
<b>Fund: 1010 - General Fund</b>							
<b>Department: 30 - Police</b>							
<b>Program: 4510 - Police Administration</b>							
<b>Expenditures</b>							
	5100 Personnel Services	521,260	560,964	566,010	600,524	580,321	580,321
	5200 Supplies and Services	165,079	185,444	164,393	190,846	171,453	171,453
	5300 Capital Outlay	4,600	-	-	1,600	800	800
	5500 Debt Service	13,171	5,397	6,305	4,791	4,791	4,791
Total Expenditures		704,109	751,805	736,708	797,761	757,365	757,365
<b>Revenues</b>							
	Service Fees						
	Fines and Forfeitures						
	Other						
Total Revenues		-	-	-	-	-	-
Net General Fund Support		704,109	751,805	736,708	797,761	757,365	757,365

**Fiscal Year 2012-2013 Personnel Allocation**

Position/Title	Weekly Hours	Percent Allocated	Full Time Equiv	Allocated Wages & Benefits
Police Chief	40	100%	1.00	163,554
Police Lieutenant (2)	40	100%	2.00	286,119
Administrative Assistant III	36	100%	0.90	54,068
		Total	3.90	503,741

**TOWN OF PARADISE**  
**Fiscal Year 2012/13 Budget**

Account Number	Description	2011 Actual Amount	2012 Amended Budget	2012 Estimated Amount	2013 Department Requested	2013 Manager Recommend	2013 Council Adopted
<b>Fund: 1010 - General Fund</b>							
<u>Expenditures</u>							
<b>Department: 30 - Police</b>							
<b>Program: 4510 - Police Administration</b>							
5101	Salaries - Permanent	300,293	276,059	260,600	310,288	311,163	311,163
5102	Salaries - Temporary	-	36,480	37,080	-	-	-
5104	Wages - PS Holiday Pay	13,974	12,234	11,272	13,531	14,121	14,121
5105	Salaries - Overtime/FLSA	-	-	501	500	500	500
5106.100	Incentives & Admin Leave Administrative Leave	-	3,673	7,730	5,698	5,698	5,698
5106.101	Incentives & Admin Leave School Incentive	8,701	7,400	6,521	8,400	8,400	8,400
5109.100	Allowances Uniform Allowance	2,360	2,193	2,324	2,360	2,360	2,360
5111	Medicare	3,120	4,380	4,243	5,274	4,963	4,963
5112.101	Retirement Contribution PERS	77,159	74,873	72,089	88,720	89,104	89,104
5113	Worker's Compensation	38,584	39,747	39,747	39,616	41,688	41,688
5114.101	Health Insurance M. D. & V.	36,754	34,767	32,560	42,276	42,276	42,276
5116.101	Life and Disability Insurance Life & Disab.	2,547	2,338	2,196	2,566	2,566	2,566
5119.100	Retiree Costs Medical Insurance	36,552	43,690	45,029	56,717	55,850	55,850
5119.120	Retiree Costs PERS 1959 Survivor Benefits	1,217	1,632	1,123	1,632	1,632	1,632
5122	Accrual Bank Payoff	-	21,498	42,995	22,946	-	-
5201.100	Office Supplies General	2,679	3,282	3,154	7,922	3,862	3,862
5202.100	Operating Supplies General	8,185	8,156	7,994	8,676	8,676	8,676
5203.100	Repairs and Maint Supplies General	2,050	1,790	1,824	1,990	1,990	1,990
5204	Subscriptions and Code Books	471	300	98	300	300	300
5210.100	Postage General	2,183	2,500	2,143	2,750	2,750	2,750
5211.135	Utilities Water and Sewer	908	900	875	900	900	900
5211.137	Utilities Electric and Gas	27,848	28,500	26,500	29,780	29,780	29,780
5211.139	Utilities Propane	978	2,178	2,709	3,000	3,000	3,000
5213.100	Professional/Contract Services General	47,403	50,678	38,460	40,894	38,894	38,894
5214.100	Repair and Maint Service General	43,939	56,708	51,280	59,609	58,179	58,179
5215.100	Rents and Leases Miscellaneous	558	710	562	636	636	636
5215.106	Rents and Leases Copiers	7,411	7,500	5,947	7,984	4,331	4,331
5216.100	Communications General Services	9,027	9,200	8,296	8,705	8,705	8,705

**TOWN OF PARADISE**  
**Fiscal Year 2012/13 Budget**

<b>Account Number</b>	<b>Description</b>	<b>2011 Actual Amount</b>	<b>2012 Amended Budget</b>	<b>2012 Estimated Amount</b>	<b>2013 Department Requested</b>	<b>2013 Manager Recommend</b>	<b>2013 Council Adopted</b>
5218.100	Advertising General	605	2,800	4,014	1,500	-	-
5219.100	Printing General	1,943	2,750	2,894	3,450	1,950	1,950
5220.100	Employee Development General	6,769	5,870	5,622	11,650	6,650	6,650
5220.110	Employee Development Education Reimb MOU	550	550	550	-	-	-
5223.105	Meals and Refreshments Emergencies and Meetings	745	500	934	600	350	350
5225	Bank Fees and Charges	511	560	526	500	500	500
5260	Miscellaneous	315	12	11	-	-	-
5304	Furniture & Equipment	4,600	-	-	1,600	800	800
5501	Debt Service Payment - Principal	13,171	5,397	6,305	4,791	4,791	4,791
<b>Expenditure Grand Totals:</b>		<b>704,109</b>	<b>751,805</b>	<b>736,708</b>	<b>797,761</b>	<b>757,365</b>	<b>757,365</b>




# Town of Paradise

## Budget Transaction Report

2012/13 Budget

G/L Account	Transaction	Number of Units	Cost per Unit	Total Amount
<b>EXPENSES</b>				
Fund <b>1010 - General Fund</b>				
Department <b>30 - Police</b>				
Program <b>4510 - Police Administration</b>				
Account <b>5105 - Salaries - Overtime/FLSA</b>				
1010.30.4510.5105	Overtime	1.00	500.00	500.00
	Account <b>5105 - Salaries - Overtime/FLSA Totals</b>	Transactions	1	\$500.00
Account <b>5119.100 - Retiree Costs Medical Insurance</b>				
1010.30.4510.5119.100	Retiree Health Benefits	1.00	55,850.00	55,850.00
	Account <b>5119.100 - Retiree Costs Medical Insurance Totals</b>	Transactions	1	\$55,850.00
Account <b>5119.120 - Retiree Costs PERS 1959 Survivor Benefits</b>				
1010.30.4510.5119.120	PERS Survivor Benefits @ \$4.00 per person per month	1.00	1,632.00	1,632.00
	Account <b>5119.120 - Retiree Costs PERS 1959 Survivor Benefits Totals</b>	Transactions	1	\$1,632.00
Account <b>5201.100 - Office Supplies General</b>				
1010.30.4510.5201.100	General Office Supplies:Notebooks/Pens/Calendars/Labels, etc.	1.00	2,592.00	2,592.00
1010.30.4510.5201.100	Phone Replacements	1.00	190.00	190.00
1010.30.4510.5201.100	Small Computer Items	1.00	1,000.00	1,000.00
1010.30.4510.5201.100	UPS Replacement - IT Recommended	1.00	80.00	80.00
	Account <b>5201.100 - Office Supplies General Totals</b>	Transactions	4	\$3,862.00
Account <b>5202.100 - Operating Supplies General</b>				
1010.30.4510.5202.100	Cell Phone Equipment	1.00	100.00	100.00
1010.30.4510.5202.100	Copy Paper	1.00	3,672.00	3,672.00
1010.30.4510.5202.100	Department Photo	1.00	300.00	300.00
1010.30.4510.5202.100	Emergency/Inmate Meals/Drinks for Stock	1.00	150.00	150.00
1010.30.4510.5202.100	General Operating Supplies:Batteries/Envelopes/Folders, Etc.	1.00	3,179.00	3,179.00
1010.30.4510.5202.100	Public Outreach:Plastic Badges/Stickers/9-1-1 Education	1.00	875.00	875.00
1010.30.4510.5202.100	Safety Supplies/First Aid	1.00	400.00	400.00
	Account <b>5202.100 - Operating Supplies General Totals</b>	Transactions	7	\$8,676.00
Account <b>5203.100 - Repairs and Maint Supplies General</b>				
1010.30.4510.5203.100	Janitorial/Facility Supplies/Equipment	1.00	1,990.00	1,990.00
	Account <b>5203.100 - Repairs and Maint Supplies General Totals</b>	Transactions	1	\$1,990.00
Account <b>5204 - Subscriptions and Code Books</b>				
1010.30.4510.5204	Code Books/Professional Magazines/Newspapers	1.00	300.00	300.00
	Account <b>5204 - Subscriptions and Code Books Totals</b>	Transactions	1	\$300.00
Account <b>5210.100 - Postage General</b>				




# Town of Paradise

## Budget Transaction Report

2012/13 Budget

G/L Account	Transaction	Number of Units	Cost per Unit	Total Amount
1010.30.4510.5210.100	Postage/Shipping	1.00	2,750.00	2,750.00
	Account <b>5210.100 - Postage General</b> Totals	Transactions	1	\$2,750.00
Account <b>5211.135 - Utilities Water and Sewer</b>				
1010.30.4510.5211.135	Utilities - Water	1.00	900.00	900.00
	Account <b>5211.135 - Utilities Water and Sewer</b> Totals	Transactions	1	\$900.00
Account <b>5211.137 - Utilities Electric and Gas</b>				
1010.30.4510.5211.137	Utilities - Electric	1.00	29,780.00	29,780.00
	Account <b>5211.137 - Utilities Electric and Gas</b> Totals	Transactions	1	\$29,780.00
Account <b>5211.139 - Utilities Propane</b>				
1010.30.4510.5211.139	Utilities - Propane	1.00	3,000.00	3,000.00
	Account <b>5211.139 - Utilities Propane</b> Totals	Transactions	1	\$3,000.00
Account <b>5213.100 - Professional/Contract Services General</b>				
1010.30.4510.5213.100	BINTF - Yearly Fee	1.00	5,000.00	5,000.00
1010.30.4510.5213.100	Certifon - Public Records Database - Police Online	1.00	1,200.00	1,200.00
1010.30.4510.5213.100	Covanta - Evidence/Recycle/Disposal/Hazardous Waste	1.00	500.00	500.00
1010.30.4510.5213.100	DOJ - Livescan Non-LEA	1.00	250.00	250.00
1010.30.4510.5213.100	FRH - Blood Draws	1.00	11,368.00	11,368.00
1010.30.4510.5213.100	Shred Service	1.00	576.00	576.00
1010.30.4510.5213.100	Valley Toxicology	1.00	20,000.00	20,000.00
	Account <b>5213.100 - Professional/Contract Services General</b> Totals	Transactions	7	\$38,894.00
Account <b>5214.100 - Repair and Maint Service General</b>				
1010.30.4510.5214.100	Badge Refurbishing/Repairs	1.00	250.00	250.00
1010.30.4510.5214.100	Carpet/Floor Cleaning	1.00	350.00	350.00
1010.30.4510.5214.100	Citrix License/Add'l Licenses	1.00	2,350.00	2,350.00
1010.30.4510.5214.100	Copware - Penal/Vehicle/Legal Update License Renewal	1.00	600.00	600.00
1010.30.4510.5214.100	Copy Machines - Repair/Maintenance/Supplies	1.00	3,840.00	3,840.00
1010.30.4510.5214.100	Critical Reach - TRAX Bulletins/License Renewal	1.00	325.00	325.00
1010.30.4510.5214.100	Digital Persona Fingerprint Software Renewal	1.00	350.00	350.00
1010.30.4510.5214.100	Entrance Mat Service	1.00	1,300.00	1,300.00
1010.30.4510.5214.100	ESRI - Mapping Licenses	1.00	1,306.00	1,306.00
1010.30.4510.5214.100	Facility - Maintenance/Repairs/Septic Tank Pumped	1.00	5,300.00	5,300.00
1010.30.4510.5214.100	Fire extinguisher Maintenance/Repair	1.00	750.00	750.00
1010.30.4510.5214.100	FRH Direct Access System	1.00	6,000.00	6,000.00
1010.30.4510.5214.100	Fuel Pump - Maintenance/Repairs	1.00	300.00	300.00



# Town of Paradise

## Budget Transaction Report

### 2012/13 Budget

G/L Account	Transaction	Number of Units	Cost per Unit	Total Amount
1010.30.4510.5214.100	Generator P/D & F/D - Maintenance/Repairs	1.00	200.00	200.00
1010.30.4510.5214.100	In-Car Radar 5th and last year Extended Warranty 4/16/13-4/15/14	1.00	850.00	850.00
1010.30.4510.5214.100	Janitorial Service	1.00	10,656.00	10,656.00
1010.30.4510.5214.100	KATS Software Renewal	1.00	300.00	300.00
1010.30.4510.5214.100	Livescan Maintenance/Repair Annual 8/1/12-7/31/13	1.00	2,512.00	2,512.00
1010.30.4510.5214.100	Microsoft Cal-User Citrix	1.00	670.00	670.00
1010.30.4510.5214.100	Narrow Band Project	1.00	4,000.00	4,000.00
1010.30.4510.5214.100	Net Motion Software Renewal	1.00	1,300.00	1,300.00
1010.30.4510.5214.100	Pest Control	1.00	220.00	220.00
1010.30.4510.5214.100	Printers - Maintenance/Supplies/Repair	1.00	4,200.00	4,200.00
1010.30.4510.5214.100	Radios - Mobile/Console - Maintenance/Repairs	1.00	10,000.00	10,000.00
1010.30.4510.5214.100	Vehicle Detail - DUI Trailer	1.00	250.00	250.00
	Account <b>5214.100 - Repair and Maint Service General Totals</b>	Transactions	25	\$58,179.00
	Account <b>5215.100 - Rents and Leases Miscellaneous</b>			
1010.30.4510.5215.100	Postage Meter and Scale	1.00	416.00	416.00
1010.30.4510.5215.100	Propane Tanks - Sawmill Peak/Police & Fire	1.00	220.00	220.00
	Account <b>5215.100 - Rents and Leases Miscellaneous Totals</b>	Transactions	2	\$636.00
	Account <b>5215.106 - Rents and Leases Copiers</b>			
1010.30.4510.5215.106	Bizhub C451	1.00	4,331.00	4,331.00
	Account <b>5215.106 - Rents and Leases Copiers Totals</b>	Transactions	1	\$4,331.00
	Account <b>5216.100 - Communications General Services</b>			
1010.30.4510.5216.100	Cell Phones/Air Cards/Netbooks	1.00	8,705.00	8,705.00
	Account <b>5216.100 - Communications General Services Totals</b>	Transactions	1	\$8,705.00
	Account <b>5219.100 - Printing General</b>			
1010.30.4510.5219.100	5150 Forms	1.00	200.00	200.00
1010.30.4510.5219.100	Business Cards/Forms/Stationery	1.00	1,750.00	1,750.00
	Account <b>5219.100 - Printing General Totals</b>	Transactions	2	\$1,950.00
	Account <b>5220.100 - Employee Development General</b>			
1010.30.4510.5220.100	Administration Training	1.00	6,000.00	6,000.00
1010.30.4510.5220.100	CPOA Memberships - 3	1.00	650.00	650.00
	Account <b>5220.100 - Employee Development General Totals</b>	Transactions	2	\$6,650.00
	Account <b>5223.105 - Meals and Refreshments Emergencies and Meetings</b>			
1010.30.4510.5223.105	Bi-Annual Department Meeting	1.00	100.00	100.00
1010.30.4510.5223.105	Oral Boards/Meetings	1.00	250.00	250.00



# Town of Paradise

Budget Transaction Report  
2012/13 Budget

G/L Account	Transaction		Number of Units	Cost per Unit	Total Amount
		Account <b>5223.105 - Meals and Refreshments Emergencies and Meetings</b> Totals	Transactions	2	\$350.00
		Account <b>5225 - Bank Fees and Charges</b>			
1010.30.4510.5225	Bank Fees for Credit Card Terminal		1.00	500.00	500.00
		Account <b>5225 - Bank Fees and Charges</b> Totals	Transactions	1	\$500.00
		Account <b>5304 - Furniture &amp; Equipment</b>			
1010.30.4510.5304	Replacement Computer (LT) - IT Recommended		1.00	800.00	800.00
		Account <b>5304 - Furniture &amp; Equipment</b> Totals	Transactions	1	\$800.00
		Account <b>5501 - Debt Service Payment - Principal</b>			
1010.30.4510.5501	West Am 04/12; Digital Voice Recorder Yr 2 of 5		1.00	3,631.00	3,631.00
1010.30.4510.5501	(O) WestAm 7/10;Computers (6) Year 3 of 4		1.00	1,160.00	1,160.00
		Account <b>5501 - Debt Service Payment - Principal</b> Totals	Transactions	2	\$4,791.00

**TOWN OF PARADISE  
Fiscal Year 2012/13 Budget**

Account Number	Description	2011 Actual Amount	2012 Amended Budget	2012 Estimated Amount	2013 Department Requested	2013 Manager Recommend	2013 Council Adopted
<b>Fund: 1010 - General Fund</b>							
<b>Department: 30 - Police</b>							
<b>Program: 4520 - Police Operations</b>							
<b>Expenditures</b>							
	5100 Personnel Services	2,173,669	2,083,797	2,082,327	2,247,458	2,008,119	2,008,119
	5200 Supplies and Services	142,792	163,463	160,211	203,014	168,514	168,514
	5300 Capital Outlay	5,127	-	-	3,434	800	800
	5500 Debt Service	1,403	193	193	193	193	193
Total Expenditures		2,322,992	2,247,453	2,242,731	2,454,099	2,177,626	2,177,626
<b>Revenues</b>							
	Service Fees						
	Fines and Forfeitures						
	Other						
Total Revenues		-	-	-	-	-	-
Net General Fund Support		2,322,992	2,247,453	2,242,731	2,454,099	2,177,626	2,177,626

**Fiscal Year 2012-2013 Personnel Allocation**

Position/Title	Weekly Hours	Percent Allocated	Full Time Equiv	Allocated Wages & Benefits
Police Officer (14)	40	100%	14.00	1,284,640
Police Sergeant (4)	40	100%	4.00	461,456
Community Services Officer III	40	100%	1.00	67,573
		Total	19.00	1,813,670




**TOWN OF PARADISE**  
**Budget Worksheet Report**

Account Number	Description	2011 Actual Amount	2012 Amended Budget	2012 Estimated Amount	2013 Department Requested	2013 Manager Recommend	2013 Council Adopted
<b>Fund: 1010 - General Fund</b>							
<u>Expenditures</u>							
<b>Department: 30 - Police</b>							
<b>Program: 4520 - Police Operations</b>							
5101	Salaries - Permanent	1,209,012	1,115,953	1,106,484	1,178,380	1,088,183	1,088,183
5103.102	Differential Pay Out of Class	-	-	314	-	-	-
5103.105	Differential Pay Swing/Graveyard Shift	-	-	1,350	-	-	-
5103.108	Differential Pay Canine Maintenance	-	-	208	-	-	-
5104	Wages - PS Holiday Pay	60,904	55,431	52,634	57,692	52,824	52,824
5105	Salaries - Overtime/FLSA	263,874	219,000	223,073	230,000	203,000	203,000
5106.101	Incentives & Admin Leave School Incentive	39,160	39,329	38,034	43,346	40,226	40,226
5106.103	Incentives & Admin Leave Team Pay	-	-	109	-	-	-
5106.200	Incentives & Admin Leave Gym Reimbursement	450	720	713	840	840	840
5109.100	Allowances Uniform Allowance	22,955	18,391	20,889	18,352	17,422	17,422
5111	Medicare	20,977	21,562	20,473	22,005	20,336	20,336
5112.101	Retirement Contribution PERS	278,795	288,315	289,692	311,256	291,370	291,370
5113	Worker's Compensation	108,172	108,348	108,348	115,882	100,517	100,517
5114.101	Health Insurance M. D. & V.	273,722	261,290	255,946	292,630	265,729	265,729
5115	Unemployment Compensation	3,034	-	3,164	7,252	6,674	6,674
5116.101	Life and Disability Insurance Life & Disab.	12,114	10,847	11,025	11,532	10,839	10,839
5119.100	Retiree Costs Medical Insurance	65,418	74,409	77,231	87,791	93,441	93,441
5122	Accrual Bank Payoff	4,420	38,215	39,855	-	-	-
5199.130	Other Payroll Expenses Interfund Payroll Transfers	(189,337)	(168,013)	(167,215)	(129,500)	(183,282)	(183,282)
5202.100	Operating Supplies General	24,833	18,911	18,801	25,121	21,721	21,721
5204	Subscriptions and Code Books	520	1,000	528	600	-	-
5209.101	Auto Fuel Expense Town Vehicles	58,681	66,500	67,050	73,000	73,000	73,000
5213.100	Professional/Contract Services General	32,904	24,100	23,792	27,500	19,500	19,500
5214.100	Repair and Maint Service General	-	3,558	3,388	1,600	800	800
5216.100	Communications General Services	2,607	6,000	6,496	8,683	8,683	8,683
5217	Extradition/Transportation Expen	-	-	-	1,000	1,000	1,000
5218.100	Advertising General	-	-	497	600	600	600
5220.100	Employee Development General	19,081	41,630	38,950	59,760	38,060	38,060

**TOWN OF PARADISE  
Budget Worksheet Report**

<b>Account Number</b>	<b>Description</b>	<b>2011 Actual Amount</b>	<b>2012 Amended Budget</b>	<b>2012 Estimated Amount</b>	<b>2013 Department Requested</b>	<b>2013 Manager Recommend</b>	<b>2013 Council Adopted</b>
5220.110	Employee Development Education Reimb MOU	550	1,600	550	4,950	4,950	4,950
5220.120	Employee Development PD Cadet Tuition Reimb	3,500	-	-	-	-	-
5223.105	Meals and Refreshments Emergencies and Meetings	116	164	159	200	200	200
5304	Furniture & Equipment	5,127	-	-	3,434	800	800
5501	Debt Service Payment - Principal	1,403	193	193	193	193	193
<b>Expenditure Grand Totals:</b>		<b>2,322,992</b>	<b>2,247,453</b>	<b>2,242,731</b>	<b>2,454,099</b>	<b>2,177,626</b>	<b>2,177,626</b>



# Town of Paradise

## Budget Transaction Report

2012/13 Budget

G/L Account	Transaction	Number of Units	Cost per Unit	Total Amount
<b>EXPENSES</b>				
Fund	<b>1010 - General Fund</b>			
Department	<b>30 - Police</b>			
Program	<b>4520 - Police Operations</b>			
Account	<b>5105 - Salaries - Overtime/FLSA</b>			
1010.30.4520.5105	Salaries - Overtime/FLSA	1.00	203,000.00	203,000.00
		Transactions	1	\$203,000.00
Account	<b>5119.100 - Retiree Costs Medical Insurance</b>			
1010.30.4520.5119.100	Retiree Health Benefits	1.00	93,441.00	93,441.00
		Transactions	1	\$93,441.00
Account	<b>5199.130 - Other Payroll Expenses Interfund Payroll Transfers</b>			
1010.30.4520.5199.130	Alcoholic Beverage Control (ABC) Grant	1.00	(19,342.00)	(19,342.00)
1010.30.4520.5199.130	Alcoholic Beverage Control (ABC) Grant - Overtime	1.00	(12,640.00)	(12,640.00)
1010.30.4520.5199.130	AVOID Grant - Current Grant Expires 9/30/12	1.00	(33,000.00)	(33,000.00)
1010.30.4520.5199.130	CalGrip Grant - High School SRO	1.00	(51,500.00)	(51,500.00)
1010.30.4520.5199.130	Safe Routes to School Project - CSO Wages/Benefits	1.00	(18,000.00)	(18,000.00)
1010.30.4520.5199.130	SLESF Fund (COPS Grant) SRO Jordan	1.00	(23,800.00)	(23,800.00)
1010.30.4520.5199.130	SRO Grant - High School - Pilgrim	1.00	(25,000.00)	(25,000.00)
		Transactions	7	(\$183,282.00)
Account	<b>5202.100 - Operating Supplies General</b>			
1010.30.4520.5202.100	Bulletproof Vests	1.00	7,000.00	7,000.00
1010.30.4520.5202.100	Chemical Agents	1.00	1,819.00	1,819.00
1010.30.4520.5202.100	CSI Equipment/Supplies	1.00	591.80	591.80
1010.30.4520.5202.100	Digital Audio Recorders (Sony ICDE-PX312)	1.00	120.00	120.00
1010.30.4520.5202.100	Earpieces	1.00	400.00	400.00
1010.30.4520.5202.100	Flashlight Equipment/Supplies	1.00	890.00	890.00
1010.30.4520.5202.100	Gloves	1.00	800.00	800.00
1010.30.4520.5202.100	K-9 Equipment/Medication/Food/Supplies	1.00	1,700.00	1,700.00
1010.30.4520.5202.100	Less Lethal Ammunition	1.00	500.00	500.00
1010.30.4520.5202.100	New Officer Equipment	1.00	1,000.00	1,000.00
1010.30.4520.5202.100	Radios Equipment/Supplies/Batteries	1.00	1,000.00	1,000.00
1010.30.4520.5202.100	Safe Restraints - Wrap	1.00	900.00	900.00
1010.30.4520.5202.100	Taser Equipment	1.00	4,500.00	4,500.00
1010.30.4520.5202.100	VIPS Equipment/Supplies	1.00	500.00	500.00
		Transactions	14	\$21,720.80
Account	<b>5202.100 - Operating Supplies General Totals</b>			




# Town of Paradise

## Budget Transaction Report

2012/13 Budget

G/L Account	Transaction	Number of Units	Cost per Unit	Total Amount
Account 1010.30.4520.5209.101	<b>5209.101 - Auto Fuel Expense Town Vehicles</b> Department Auto Fuel Expense	1.00	73,000.00	73,000.00
	Account 5209.101 - Auto Fuel Expense Town Vehicles Totals	Transactions 1		\$73,000.00
Account 1010.30.4520.5213.100	<b>5213.100 - Professional/Contract Services General</b> Backgrounds/Fitness for Duty/Exams	1.00	7,000.00	7,000.00
1010.30.4520.5213.100	Fingerprint/Sexual Assault/Gunshot Exams	1.00	5,000.00	5,000.00
1010.30.4520.5213.100	Investigation Resources	1.00	500.00	500.00
1010.30.4520.5213.100	Transcription	1.00	7,000.00	7,000.00
	Account 5213.100 - Professional/Contract Services General Totals	Transactions 4		\$19,500.00
Account 1010.30.4520.5214.100	<b>5214.100 - Repair and Maint Service General</b> K-9 Medical/Veterinary Expenses	1.00	800.00	800.00
	Account 5214.100 - Repair and Maint Service General Totals	Transactions 1		\$800.00
Account 1010.30.4520.5216.100	<b>5216.100 - Communications General Services</b> MDC Service (19 units)	1.00	8,683.00	8,683.00
	Account 5216.100 - Communications General Services Totals	Transactions 1		\$8,683.00
Account 1010.30.4520.5217	<b>5217 - Extradition/Transportation Expense</b> Extradition	1.00	1,000.00	1,000.00
	Account 5217 - Extradition/Transportation Expense Totals	Transactions 1		\$1,000.00
Account 1010.30.4520.5218.100	<b>5218.100 - Advertising General</b> Officer/Sgt. Advertisement	1.00	600.00	600.00
	Account 5218.100 - Advertising General Totals	Transactions 1		\$600.00
Account 1010.30.4520.5220.100	<b>5220.100 - Employee Development General</b> K-9 - Monthly - Cash/Lucy	1.00	3,080.00	3,080.00
1010.30.4520.5220.100	POST/Non-POST Training/K-9 Agitator - Officer/Sgt./CSO-SRO	1.00	34,830.00	34,830.00
1010.30.4520.5220.100	Range Training Fee - Yearly	1.00	150.00	150.00
	Account 5220.100 - Employee Development General Totals	Transactions 3		\$38,060.00
Account 1010.30.4520.5220.110	<b>5220.110 - Employee Development Education Reimb MOU Program</b> 9 - Officers - Education Reimbursement Per MOU	1.00	4,950.00	4,950.00
	Account 5220.110 - Employee Development Education Reimb MOU Program Totals	Transactions 1		\$4,950.00
Account 1010.30.4520.5223.105	<b>5223.105 - Meals and Refreshments Emergencies and Meetings</b> Oral Boards/Meetings	1.00	200.00	200.00
	Account 5223.105 - Meals and Refreshments Emergencies and Meetings Totals	Transactions 1		\$200.00
Account 1010.30.4520.5304	<b>5304 - Furniture &amp; Equipment</b> Desktop Replacements-Patrol/Investigations - IT Recommended	1.00	800.00	800.00
	Account 5304 - Furniture & Equipment Totals	Transactions 1		\$800.00



# Town of Paradise

Budget Transaction Report  
2012/13 Budget

G/L Account	Transaction	Number of Units	Cost per Unit	Total Amount
1010.30.4520.5501	Account <b>5501 - Debt Service Payment - Principal</b> 1 - Computer Taken Lease from P/W Year 2 of 3	1.00	193.00	193.00
	Account <b>5501 - Debt Service Payment - Principal</b> Totals	Transactions	1	\$193.00

**TOWN OF PARADISE  
Fiscal Year 2012/13 Budget**


Account Number	Description	2011 Actual Amount	2012 Amended Budget	2012 Estimated Amount	2013 Department Requested	2013 Manager Recommend	2013 Council Adopted
<b>Fund: 1010 - General Fund</b>							
<b>Department: 30 - Police</b>							
<b>Program: 4530 - Public Safety Communications</b>							
<b>Expenditures</b>							
	5100 Personnel Services	718,366	707,558	700,042	744,735	700,606	700,606
	5200 Supplies and Services	44,110	67,046	67,829	83,093	77,556	77,556
	5300 Capital Outlay	-	-	-	1,500	-	-
	5500 Debt Service	73,241	77,631	73,502	68,072	68,072	68,072
Total Expenditures		835,717	852,235	841,373	897,400	846,234	846,234
<b>Revenues</b>							
	Service Fees						
	Fines and Forfeitures						
	Other						
Total Revenues		-	-	-	-	-	-
Net General Fund Support		835,717	852,235	841,373	897,400	846,234	846,234

**Fiscal Year 2012-2013 Personnel Allocation**

Position/Title	Weekly Hours	Percent Allocated	Full Time Equiv	Allocated Wages & Benefits
Comm. Records Supervisor	40	100%	1.00	87,175
Senior Public Safety Dispatcher	40	100%	1.00	74,007
Public Safety Dispatcher (5 FT)	40	100%	5.00	313,537
Community Services Officer II	36	100%	0.90	50,434
Criminal Records Tech (2 PT)	18	100%	0.90	31,030
		Total	8.80	556,182

**TOWN OF PARADISE**  
**Fiscal Year 2012/13 Budget**

Account Number	Description	2011 Actual Amount	2012 Amended Budget	2012 Estimated Amount	2013 Department Requested	2013 Manager Recommend	2013 Council Adopted
<b>Fund: 1010 - General Fund</b>							
<u>Expenditures</u>							
<b>Department: 30 - Police</b>							
<b>Program: 4530 - Public Safety Communications</b>							
5101	Salaries - Permanent	357,073	368,950	366,774	377,092	352,969	352,969
5102	Salaries - Temporary	81,546	69,158	69,287	70,158	70,158	70,158
5103.102	Differential Pay Out of Class	-	-	58	-	-	-
5103.105	Differential Pay Swing/Graveyard Shift	-	-	317	-	-	-
5104	Wages - PS Holiday Pay	17,177	18,035	16,944	17,116	15,830	15,830
5105	Salaries - Overtime/FLSA	38,348	25,000	20,557	25,000	25,000	25,000
5106.101	Incentives & Admin Leave School Incentive	9,496	10,816	9,697	10,073	8,903	8,903
5106.200	Incentives & Admin Leave Gym Reimbursement	90	-	-	-	-	-
5109.100	Allowances Uniform Allowance	6,647	5,996	6,290	6,166	5,655	5,655
5111	Medicare	6,275	6,374	6,005	7,158	6,765	6,765
5112.101	Retirement Contribution PERS	42,201	41,123	42,017	42,757	40,631	40,631
5112.102	Retirement Contribution Social Security	-	-	25	-	-	-
5113	Worker's Compensation	16,564	16,999	16,999	15,943	16,100	16,100
5114.101	Health Insurance M. D. & V.	100,086	101,082	99,631	115,058	97,493	97,493
5115	Unemployment Compensation	9,955	-	6,300	2,503	2,348	2,348
5116.101	Life and Disability Insurance Life & Disab.	3,945	4,097	4,058	4,390	4,064	4,064
5119.100	Retiree Costs Medical Insurance	28,963	33,718	28,873	46,809	50,178	50,178
5122	Accrual Bank Payoff	-	6,210	6,210	4,512	4,512	4,512
5202.100	Operating Supplies General	769	2,416	2,319	8,536	6,449	6,449
5204	Subscriptions and Code Books	144	200	144	152	152	152
5213.100	Professional/Contract Services General	11,894	-	2,702	3,000	3,000	3,000
5214.100	Repair and Maint Service General	-	30,191	31,965	31,965	31,965	31,965
5216.100	Communications General Services	26,105	26,000	23,493	23,000	23,000	23,000
5218.100	Advertising General	-	-	825	900	450	450
5220.100	Employee Development General	5,004	8,139	6,285	15,340	12,340	12,340
5223.105	Meals and Refreshments Emergencies and Meetings	194	100	96	200	200	200
5304	Furniture & Equipment	-	-	-	1,500	-	-
5501	Debt Service Payment - Principal	73,241	77,631	73,502	68,072	68,072	68,072
<b>Expenditure Grand Totals:</b>		<b>835,717</b>	<b>852,235</b>	<b>841,373</b>	<b>897,400</b>	<b>846,234</b>	<b>846,234</b>




# Town of Paradise

## Budget Transaction Report

2012/13 Budget

G/L Account	Transaction	Number of Units	Cost per Unit	Total Amount
<b>EXPENSES</b>				
Fund	<b>1010 - General Fund</b>			
Department	<b>30 - Police</b>			
Program	<b>4530 - Public Safety Communications</b>			
Account	<b>5105 - Salaries - Overtime/FLSA</b>			
1010.30.4530.5105	Overtime - FLSA	1.00	25,000.00	25,000.00
	Account <b>5105 - Salaries - Overtime/FLSA Totals</b>	Transactions	1	<u>25,000.00</u>
Account	<b>5119.100 - Retiree Costs Medical Insurance</b>			
1010.30.4530.5119.100	Retiree Health Benefits	1.00	50,178.00	50,178.00
	Account <b>5119.100 - Retiree Costs Medical Insurance Totals</b>	Transactions	1	<u>50,178.00</u>
Account	<b>5202.100 - Operating Supplies General</b>			
1010.30.4530.5202.100	DA C/D & DVD's and Sleeves	1.00	1,200.00	1,200.00
1010.30.4530.5202.100	Dispatch Keyboard and Speaker Replacement - IT Recommended	1.00	680.00	680.00
1010.30.4530.5202.100	Folding Task Table	1.00	100.00	100.00
1010.30.4530.5202.100	Mini-Keyboards for VIPER (4)	1.00	200.00	200.00
1010.30.4530.5202.100	Misc. Operating Supplies - Case Labels/Folders	1.00	750.00	750.00
1010.30.4530.5202.100	NEC EA192M-BK Dispatch Monitor Replacement (8) - IT Recommended	1.00	1,949.00	1,949.00
1010.30.4530.5202.100	Plantronics Cordless Headset Base (1)	1.00	500.00	500.00
1010.30.4530.5202.100	Plantronics Headsets (2)	1.00	200.00	200.00
1010.30.4530.5202.100	Property/Evidence Labels	1.00	570.00	570.00
1010.30.4530.5202.100	Uniforms - 2 - Records Clerks	1.00	300.00	300.00
	Account <b>5202.100 - Operating Supplies General Totals</b>	Transactions	10	<u>\$6,449.00</u>
Account	<b>5204 - Subscriptions and Code Books</b>			
1010.30.4530.5204	National Law Enforcement Directory	1.00	152.00	152.00
	Account <b>5204 - Subscriptions and Code Books Totals</b>	Transactions	1	<u>\$152.00</u>
Account	<b>5213.100 - Professional/Contract Services General</b>			
1010.30.4530.5213.100	Recruitment Background Investigations/Testing	1.00	3,000.00	3,000.00
	Account <b>5213.100 - Professional/Contract Services General Totals</b>	Transactions	1	<u>\$3,000.00</u>
Account	<b>5214.100 - Repair and Maint Service General</b>			
1010.30.4530.5214.100	RIMS Maintenance Agreement (82.5% PD/17.5% FD) 2/22/13-2/21/14	1.00	31,965.00	31,965.00
	Account <b>5214.100 - Repair and Maint Service General Totals</b>	Transactions	1	<u>\$31,965.00</u>
Account	<b>5216.100 - Communications General Services</b>			
1010.30.4530.5216.100	Land Lines/Long Distance/Centrex	1.00	23,000.00	23,000.00
	Account <b>5216.100 - Communications General Services Totals</b>	Transactions	1	<u>\$23,000.00</u>
Account	<b>5218.100 - Advertising General</b>			





# Town of Paradise

Budget Transaction Report

2012/13 Budget

G/L Account	Transaction		Number of Units	Cost per Unit	Total Amount
1010.30.4530.5218.100	Dispatcher Advertising		1.00	450.00	450.00
		Account <b>5218.100 - Advertising General Totals</b>	Transactions	1	\$450.00
		Account <b>5220.100 - Employee Development General</b>			
1010.30.4530.5220.100	Membership and Associations Dues		1.00	340.00	340.00
1010.30.4530.5220.100	PSD/Evidence CSO POST/Non-POST Training		1.00	12,000.00	12,000.00
		Account <b>5220.100 - Employee Development General Totals</b>	Transactions	2	\$12,340.00
		Account <b>5223.105 - Meals and Refreshments Emergencies and Meetings</b>			
1010.30.4530.5223.105	Oral Boards/Meetings/Hosted Training		1.00	200.00	200.00
		Account <b>5223.105 - Meals and Refreshments Emergencies and Meetings Totals</b>	Transactions	1	\$200.00
		Account <b>5501 - Debt Service Payment - Principal</b>			
1010.30.4530.5501	(N) West Am 2/09 Communications Equip. Repeater Year 5 of 5		1.00	3,287.00	3,287.00
1010.30.4530.5501	(O) West Am 7/10 CAD/RMS Software & Hardware Year 4 of 7		1.00	59,167.00	59,167.00
1010.30.4530.5501	West Am 4/12 Upgrade Dispatch Workstations Year 2 of 5		1.00	5,618.00	5,618.00
		Account <b>5501 - Debt Service Payment - Principal Totals</b>	Transactions	3	\$68,072.00

**TOWN OF PARADISE**  
**Fiscal Year 2012/13 Budget**

Account Number	Description	2011 Actual Amount	2012 Amended Budget	2012 Estimated Amount	2013 Department Requested	2013 Manager Recommend	2013 Council Adopted
<b>Fund: 2070 - Animal Control</b>							
<b>Department: 30 - Police</b>							
<b>Program: 4540 - Police - Animal Control</b>							
<b>Expenditures</b>							
	5100 Personnel Services	174,558	145,052	136,573	129,208	129,208	129,208
	5200 Supplies and Services	26,739	27,945	25,924	32,443	32,443	32,443
	5300 Capital Outlay	569	-	-	1,350	1,350	1,350
	5500 Debt Service	6,473	193	194	194	194	194
Total Expenditures		208,339	173,190	162,691	163,195	163,195	163,195
<b>Revenues</b>							
	Service Fees	45,938	44,008	40,753	40,408	40,408	40,408
	Fines and Forfeitures	2,145	1,700	1,622	1,600	1,600	1,600
	Other (Includes Measure N)	131,135	131,075	131,075	131,075	131,075	131,075
Total Revenues		179,219	176,783	173,450	173,083	173,083	173,083
Net Income		(29,120)	3,593	10,759	9,888	9,888	9,888
Transfers In		59,018	21,585	24,384	16,457	16,457	16,457
Transfers (Out)		(29,897)	(25,179)	(23,990)	(26,320)	(26,320)	(26,320)
Ending Fund Balance		(22,305)	(22,306)	(11,152)	(11,127)	(11,127)	(11,127)

**Fiscal Year 2012-2013 Personnel Allocation**

<b>Position/Title</b>	<b>Weekly Hours</b>	<b>Percent Allocated</b>	<b>Full Time Equiv</b>	<b>Allocated Wages &amp; Benefits</b>
Animal Control Officer	36	100%	0.90	51,969
Animal Control Officer	18	100%	0.45	13,648
Office Assistant III	18	100%	0.45	16,098
Animal Shelter Helper (2 PT)	18	100%	0.90	20,005
		<b>Total</b>	<b>2.70</b>	<b>101,720</b>

**TOWN OF PARADISE**  
**Fiscal Year 2012/13 Budget**

Account Number	Description	2011 Actual Amount	2012 Amended Budget	2012 Estimated Amount	2013 Department Requested	2013 Manager Recommend	2013 Town Council Approved
<b>Fund: 2070 - Animal Control</b>							
<u>Revenues</u>							
<b>Department: 30 - Police</b>							
<b>Program: 4540 - Police - Animal Control</b>							
3120.330	Other Taxes Voter Appointed Parcel Tax	131,163	131,075	131,075	131,075	131,075	131,075
3380.105	Local Government Revenue Fines and Citations	2,145	1,700	1,622	1,600	1,600	1,600
3410.150	Administrative Services Late Fees	1,966	2,000	2,445	2,400	2,400	2,400
3455.200	Animal Control Adoption Fees	6,662	6,500	5,400	5,400	5,400	5,400
3455.205	Animal Control Surrender/Euth/Disp Fees	4,853	5,000	4,500	4,500	4,500	4,500
3455.210	Animal Control Dog Licenses	23,007	22,000	21,800	21,500	21,500	21,500
3455.220	Animal Control Kennel & Pet Shop License	19	-	-	-	-	-
3455.225	Animal Control Impound/Quarantine Fees	9,420	8,500	6,600	6,600	6,600	6,600
3455.235	Animal Control Deer Validation	12	8	8	8	8	8
3901.100	Refunds & Reimbursements Miscellaneous	(28)	-	-	-	-	-
3910.811	Transfers In From Animal Control Donations	59,018	21,585	24,384	16,457	16,457	16,457
<b>Revenues Total</b>		<b>238,236</b>	<b>198,368</b>	<b>197,834</b>	<b>189,540</b>	<b>189,540</b>	<b>189,540</b>

Expenditures

**Department: 30 - Police**

**Program: 4540 - Police - Animal Control**

5101	Salaries - Permanent	90,621	64,640	49,577	61,223	61,223	61,223
5102	Salaries - Temporary	16,605	17,678	24,263	17,409	17,409	17,409
5104	Wages - PS Holiday Pay	4,321	1,971	2,573	1,941	1,941	1,941
5105	Salaries - Overtime/FLSA	2,637	2,500	3,039	3,500	3,500	3,500
5106.200	Incentives & Admin Leave Gym Reimbursement	630	540	436	540	540	540
5109.100	Allowances Uniform Allowance	1,807	747	1,011	682	682	682
5111	Medicare	1,546	1,359	1,159	1,211	1,211	1,211
5112.101	Retirement Contribution PERS	11,763	7,371	7,395	5,690	5,690	5,690
5112.102	Retirement Contribution Social Security	-	-	16	-	-	-
5113	Worker's Compensation	6,548	6,082	6,082	6,472	6,472	6,472
5114.101	Health Insurance M. D. & V.	26,552	16,895	16,394	12,048	12,048	12,048

**TOWN OF PARADISE**  
**Fiscal Year 2012/13 Budget**

Account Number	Description	2011 Actual Amount	2012 Amended Budget	2012 Estimated Amount	2013 Department Requested	2013 Manager Recommend	2013 Town Council Approved
5116.101	Life and Disability Insurance Life & Disab.	1,143	623	611	424	424	424
5119.100	Retiree Costs Medical Insurance	10,385	17,773	17,144	18,068	18,068	18,068
5122	Accrual Bank Payoff	-	6,873	6,873	-	-	-
5201.100	Office Supplies General	95	125	-	575	575	575
5202.100	Operating Supplies General	2,587	2,950	3,104	2,805	2,805	2,805
5203.100	Repairs and Maint Supplies General	65	400	352	300	300	300
5204	Subscriptions and Code Books	106	150	90	100	100	100
5209.101	Auto Fuel Expense Town Vehicles	4,430	4,300	4,500	5,000	5,000	5,000
5210.100	Postage General	793	500	418	500	500	500
5211.135	Utilities Water and Sewer	901	915	793	800	800	800
5211.137	Utilities Electric and Gas	3,835	3,800	3,207	3,800	3,800	3,800
5211.139	Utilities Propane	2,895	2,500	2,500	3,400	3,400	3,400
5213.100	Professional/Contract Services General	7,040	8,010	6,682	8,633	8,633	8,633
5214.100	Repair and Maint Service General	883	1,245	1,112	1,270	1,270	1,270
5215.100	Rents and Leases Miscellaneous	95	100	95	100	100	100
5215.106	Rents and Leases Copiers	-	-	-	-	-	-
5216.100	Communications General Services	2,150	2,100	1,936	3,790	3,790	3,790
5218.100	Advertising General	-	-	425	325	325	325
5219.100	Printing General	175	150	44	125	125	125
5220.100	Employee Development General	270	250	260	470	470	470
5225	Bank Fees and Charges	385	450	406	450	450	450
5260	Miscellaneous	34	-	-	-	-	-
5304	Furniture & Equipment	569	-	-	1,350	1,350	1,350
5501	Debt Service Payment - Principal	6,473	193	194	194	194	194
5910.010	Transfers Out To General Fund	29,897	25,179	23,990	26,320	26,320	26,320
<b>Expenditures Total</b>		<b>238,236</b>	<b>198,369</b>	<b>186,681</b>	<b>189,515</b>	<b>189,515</b>	<b>189,515</b>
<b>Fund Net</b>	<b>Total: 2070 - Animal Control</b>	<b>1</b>	<b>(1)</b>	<b>11,153</b>	<b>25</b>	<b>25</b>	<b>25</b>
<b>Ending Fund Balance</b>		<b>(22,305)</b>	<b>(22,306)</b>	<b>(11,152)</b>	<b>(11,127)</b>	<b>(11,127)</b>	<b>(11,127)</b>



# Town of Paradise

## Budget Transaction Report

2012/13 Budget

G/L Account	Transaction	Number of Units	Cost per Unit	Total Amount
<b>EXPENSES</b>				
Fund	<b>2070 - Animal Control</b>			
Department	<b>30 - Police</b>			
Program	<b>4540 - Police - Animal Control</b>			
Account	<b>5105 - Salaries - Overtime/FLSA</b>			
2070.30.4540.5105	Overtime/FLSA	1.00	3,500.00	3,500.00
	Account <b>5105 - Salaries - Overtime/FLSA</b> Totals	Transactions	1	\$3,500.00
Account	<b>5119.100 - Retiree Costs Medical Insurance</b>			
2070.30.4540.5119.100	Retiree Health Benefits	1.00	18,068.00	18,068.00
	Account <b>5119.100 - Retiree Costs Medical Insurance</b> Totals	Transactions	1	\$18,068.00
Account	<b>5201.100 - Office Supplies General</b>			
2070.30.4540.5201.100	ATI Dual-Monitor Video Card- IT Recommended	1.00	75.00	75.00
2070.30.4540.5201.100	Keyboard/Mouse/Speaker/LCD Replacement - IT Recommended	1.00	200.00	200.00
2070.30.4540.5201.100	Office Supplies	1.00	125.00	125.00
2070.30.4540.5201.100	Phone Replacement - IT Recommended	1.00	95.00	95.00
2070.30.4540.5201.100	UPS Replacement - IT Recommended	1.00	80.00	80.00
	Account <b>5201.100 - Office Supplies General</b> Totals	Transactions	5	\$575.00
Account	<b>5202.100 - Operating Supplies General</b>			
2070.30.4540.5202.100	1.7 Cubic Ft. Refrigerator	1.00	100.00	100.00
2070.30.4540.5202.100	Animal Food/Litter	1.00	500.00	500.00
2070.30.4540.5202.100	Dog License Tags	1.00	255.00	255.00
2070.30.4540.5202.100	Medical Supplies	1.00	700.00	700.00
2070.30.4540.5202.100	Printer/Copier - Toner Cartridges/Operating Supplies	1.00	400.00	400.00
2070.30.4540.5202.100	Shelter Equipment/Supplies	1.00	400.00	400.00
2070.30.4540.5202.100	Uniforms - 2-Shelter Asst./1-Office Asst.	1.00	450.00	450.00
	Account <b>5202.100 - Operating Supplies General</b> Totals	Transactions	7	\$2,805.00
Account	<b>5203.100 - Repairs and Maint Supplies General</b>			
2070.30.4540.5203.100	Janitorial Supplies/Equipment	1.00	200.00	200.00
2070.30.4540.5203.100	Yard Cleaning Supplies/Equipment	1.00	100.00	100.00
	Account <b>5203.100 - Repairs and Maint Supplies General</b> Totals	Transactions	2	\$300.00
Account	<b>5204 - Subscriptions and Code Books</b>			
2070.30.4540.5204	State Humane Association 2013 Animal Law Handbook	1.00	100.00	100.00
	Account <b>5204 - Subscriptions and Code Books</b> Totals	Transactions	1	\$100.00
Account	<b>5209.101 - Auto Fuel Expense Town Vehicles</b>			
2070.30.4540.5209.101	Department Auto Fuel Expense	1.00	5,000.00	5,000.00



# Town of Paradise

## Budget Transaction Report

### 2012/13 Budget

G/L Account	Transaction		Number of Units	Cost per Unit	Total Amount
		Account <b>5209.101 - Auto Fuel Expense Town Vehicles</b> Totals	Transactions	1	\$5,000.00
Account	<b>5210.100 - Postage General</b>				
2070.30.4540.5210.100	Postage Stamps/Shipping		1.00	500.00	500.00
		Account <b>5210.100 - Postage General</b> Totals	Transactions	1	\$500.00
Account	<b>5211.135 - Utilities Water and Sewer</b>				
2070.30.4540.5211.135	Utilities - Water		1.00	800.00	800.00
		Account <b>5211.135 - Utilities Water and Sewer</b> Totals	Transactions	1	\$800.00
Account	<b>5211.137 - Utilities Electric and Gas</b>				
2070.30.4540.5211.137	Utilities - Electric		1.00	3,800.00	3,800.00
		Account <b>5211.137 - Utilities Electric and Gas</b> Totals	Transactions	1	\$3,800.00
Account	<b>5211.139 - Utilities Propane</b>				
2070.30.4540.5211.139	Utilities - Propane		1.00	3,400.00	3,400.00
		Account <b>5211.139 - Utilities Propane</b> Totals	Transactions	1	\$3,400.00
Account	<b>5213.100 - Professional/Contract Services General</b>				
2070.30.4540.5213.100	Background Investigation/Fingerprinting, etc.		1.00	1,000.00	1,000.00
2070.30.4540.5213.100	Chameleon Yearly Maintenance		1.00	2,183.00	2,183.00
2070.30.4540.5213.100	Dead Animal Disposal/Rendering		1.00	3,700.00	3,700.00
2070.30.4540.5213.100	New Employee Rabies Series		1.00	1,250.00	1,250.00
2070.30.4540.5213.100	Veterinarian Services		1.00	500.00	500.00
		Account <b>5213.100 - Professional/Contract Services General</b> Totals	Transactions	5	\$8,633.00
Account	<b>5214.100 - Repair and Maint Service General</b>				
2070.30.4540.5214.100	AC/PW Cat6 Re-Wire (1/2 of cost) - IT Recommended		1.00	250.00	250.00
2070.30.4540.5214.100	Facility Maintenance/Repair/Septic Tank Pumped		1.00	500.00	500.00
2070.30.4540.5214.100	Fire Extinguisher Service		1.00	200.00	200.00
2070.30.4540.5214.100	Fuel Pump Repairs		1.00	100.00	100.00
2070.30.4540.5214.100	Pest Control		1.00	220.00	220.00
		Account <b>5214.100 - Repair and Maint Service General</b> Totals	Transactions	5	\$1,270.00
Account	<b>5215.100 - Rents and Leases Miscellaneous</b>				
2070.30.4540.5215.100	Propane Tank Rental		1.00	100.00	100.00
		Account <b>5215.100 - Rents and Leases Miscellaneous</b> Totals	Transactions	1	\$100.00
Account	<b>5216.100 - Communications General Services</b>				
2070.30.4540.5216.100	Cell Phone		1.00	390.00	390.00
2070.30.4540.5216.100	Land Lines/Long Distance/Centrex		1.00	2,200.00	2,200.00
2070.30.4540.5216.100	PW/AC Shared Comcast Internet Serv. (1/2 of cost) - IT Recommend		1.00	1,200.00	1,200.00



# Town of Paradise

## Budget Transaction Report

2012/13 Budget

G/L Account	Transaction		Number of Units	Cost per Unit	Total Amount
		Account <b>5216.100 - Communications General Services</b> Totals	Transactions	3	\$3,790.00
Account	<b>5218.100 - Advertising General</b>				
2070.30.4540.5218.100	1 - P/T Animal Control Officer		1.00	325.00	325.00
		Account <b>5218.100 - Advertising General</b> Totals	Transactions	1	\$325.00
Account	<b>5219.100 - Printing General</b>				
2070.30.4540.5219.100	Reminder Cards/Business Cards		1.00	125.00	125.00
		Account <b>5219.100 - Printing General</b> Totals	Transactions	1	\$125.00
Account	<b>5220.100 - Employee Development General</b>				
2070.30.4540.5220.100	832PC Training		1.00	350.00	350.00
2070.30.4540.5220.100	State Humane Assoc. Membership		1.00	120.00	120.00
		Account <b>5220.100 - Employee Development General</b> Totals	Transactions	2	\$470.00
Account	<b>5223.105 - Meals and Refreshments Emergencies and Meetings</b>				
2070.30.4540.5223.105	Oral Board/Meetings/Emergency		1.00	25.00	25.00
		Account <b>5223.105 - Meals and Refreshments Emergencies and Meetings</b> Totals	Transactions	1	\$25.00
Account	<b>5225 - Bank Fees and Charges</b>				
2070.30.4540.5225	Bank Fees for Credit Card Terminal		1.00	450.00	450.00
		Account <b>5225 - Bank Fees and Charges</b> Totals	Transactions	1	\$450.00
Account	<b>5304 - Furniture &amp; Equipment</b>				
2070.30.4540.5304	1 - Desktop Replacement - IT Recommended		1.00	800.00	800.00
2070.30.4540.5304	40 Gallon Electric Water Heater		1.00	550.00	550.00
		Account <b>5304 - Furniture &amp; Equipment</b> Totals	Transactions	2	\$1,350.00
Account	<b>5501 - Debt Service Payment - Principal</b>				
2070.30.4540.5501	(O) WestAm 7/10 1 Computer Year 3 of 4		1.00	194.00	194.00
		Account <b>5501 - Debt Service Payment - Principal</b> Totals	Transactions	1	\$194.00
Account	<b>5910.010 - Transfers Out To General Fund</b>				
2070.30.4540.5910.010	Transfer for Central Service Costs		1.00	20,458.00	20,458.00
2070.30.4540.5910.010	Transfer for POB Payment		1.00	5,862.00	5,862.00
		Account <b>5910.010 - Transfers Out To General Fund</b> Totals	Transactions	2	\$26,320.00



FY 2012/2013

# Fleet Management

**TOWN OF PARADISE  
Fiscal Year 2012/13 Budget**


Account Number	Description	2011 Actual Amount	2012 Amended Budget	2012 Estimated Amount	2013 Department Requested	2013 Manager Recommend	2013 Council Adopted
<b>Fund: 1010 - General Fund</b>							
<b>Department: 20 - Administrative Services</b>							
<b>Program: 4550 - Fleet Management</b>							
<b>Expenditures</b>							
	5100 Personnel Services	91,384	96,990	96,506	102,853	103,492	103,492
	5200 Supplies and Services	76,633	65,374	63,764	66,790	66,440	66,440
	5300 Capital Outlay	-	-	-	-	-	-
	5500 Debt Service	4,524	4,365	4,366	4,365	4,365	4,365
Total Expenditures		172,541	166,729	164,636	174,008	174,297	174,297
<b>Revenues</b>							
	Service Fees						
	Fines and Forfeitures						
	Other						
Total Revenues		-	-	-	-	-	-
Net General Fund Support		172,541	166,729	164,636	174,008	174,297	174,297

**Fiscal Year 2012-2013 Personnel Allocation**

Position/Title	Weekly Hours	Percent Allocated	Full Time Equiv	Allocated Wages & Benefits
Fleet Maint Manager	40	100%	1.00	103,491

**TOWN OF PARADISE**  
**Fiscal Year 2012/13 Budget**

Account Number	Description	2011 Actual Amount	2012 Amended Budget	2012 Estimated Amount	2013 Department Requested	2013 Manager Recommend	2013 Council Adopted
<b>Fund: 1010 - General Fund</b>							
<u>Expenditures</u>							
<b>Department: 20 - Administrative Services</b>							
<b>Program: 4550 - Fleet Management</b>							
5101	Salaries - Permanent	53,493	59,179	59,143	62,714	62,714	62,714
5105	Salaries - Overtime/FLSA	2,129	-	-	-	-	-
5106.100	Incentives & Admin Leave Administrative Leave	2,321	2,462	2,462	2,722	2,722	2,722
5109.100	Allowances Uniform Allowance	1,500	500	500	500	500	500
5109.102	Allowances Tool Allowance	-	1,000	1,000	1,000	1,000	1,000
5111	Medicare	739	916	789	971	971	971
5112.101	Retirement Contribution PERS	6,148	6,056	6,143	6,903	6,903	6,903
5113	Worker's Compensation	1,733	1,910	1,910	2,001	2,640	2,640
5114.101	Health Insurance M. D. & V.	14,299	15,042	15,042	15,218	15,218	15,218
5116.101	Life and Disability Insurance Life & Disab.	578	574	597	631	631	631
5119.100	Retiree Costs Medical Insurance	8,445	9,351	8,920	10,193	10,193	10,193
5201.100	Office Supplies General	70	75	-	50	50	50
5202.100	Operating Supplies General	379	200	436	250	250	250
5203.100	Repairs and Maint Supplies General	44,684	35,450	34,800	36,900	36,550	36,550
5204	Subscriptions and Code Books	-	400	-	400	400	400
5209.101	Auto Fuel Expense Town Vehicles	1,016	1,200	2,084	1,500	1,500	1,500
5210.100	Postage General	76	50	-	50	50	50
5213.100	Professional/Contract Services General	3,482	3,700	2,700	3,300	3,300	3,300
5214.100	Repair and Maint Service General	24,928	22,000	21,000	22,000	22,000	22,000
5216.100	Communications General Services	642	840	1,285	840	840	840
5219.100	Printing General	87	-	-	-	-	-
5220.100	Employee Development General	1,269	1,459	1,459	1,500	1,500	1,500
5501	Debt Service Payment - Principal	4,524	4,365	4,366	4,365	4,365	4,365
<b>Expenditure Grand Totals:</b>		<b>172,541</b>	<b>166,729</b>	<b>164,636</b>	<b>174,008</b>	<b>174,297</b>	<b>174,297</b>



# Town of Paradise

## Budget Transaction Report

2012/13 Budget

G/L Account	Transaction	Number of Units	Cost per Unit	Total Amount
<b>EXPENSES</b>				
Fund <b>1010 - General Fund</b>				
Department <b>20 - Administrative Services</b>				
Program <b>4550 - Fleet Management</b>				
Account <b>5119.100 - Retiree Costs Medical Insurance</b>				
1010.30.4550.5119.100	Retiree Health Benefits	1.00	10,193.00	10,193.00
	Account <b>5119.100 - Retiree Costs Medical Insurance Totals</b>	Transactions	1	<u>\$10,193.00</u>
Account <b>5201.100 - Office Supplies General</b>				
1010.30.4550.5201.100	Misc. Office Supplies	1.00	50.00	50.00
	Account <b>5201.100 - Office Supplies General Totals</b>	Transactions	1	<u>\$50.00</u>
Account <b>5202.100 - Operating Supplies General</b>				
1010.30.4550.5202.100	Misc. Operating Supplies	1.00	250.00	250.00
	Account <b>5202.100 - Operating Supplies General Totals</b>	Transactions	1	<u>\$250.00</u>
Account <b>5203.100 - Repairs and Maint Supplies General</b>				
1010.30.4550.5203.100	Janitorial Supplies	1.00	50.00	50.00
1010.30.4550.5203.100	Nuts and Bolts Supply	1.00	1,000.00	1,000.00
1010.30.4550.5203.100	Shelving for Storage	1.00	1,000.00	1,000.00
1010.30.4550.5203.100	Small Tools	1.00	1,000.00	1,000.00
1010.30.4550.5203.100	Tires - Fire Department	1.00	3,500.00	3,500.00
1010.30.4550.5203.100	Tires - Police Department/Animal Control/VIPS	1.00	3,500.00	3,500.00
1010.30.4550.5203.100	Tires - Public Works/Town Hall	1.00	3,500.00	3,500.00
1010.30.4550.5203.100	Vehicle Replacement Parts/New Parts - All Town	1.00	23,000.00	23,000.00
	Account <b>5203.100 - Repairs and Maint Supplies General Totals</b>	Transactions	8	<u>\$36,550.00</u>
Account <b>5204 - Subscriptions and Code Books</b>				
1010.30.4550.5204	Subscriptions/Code Books/Service Manuals	1.00	400.00	400.00
	Account <b>5204 - Subscriptions and Code Books Totals</b>	Transactions	1	<u>\$400.00</u>
Account <b>5209.101 - Auto Fuel Expense Town Vehicles</b>				
1010.30.4550.5209.101	Fuel in Mechanic's Town Vehicle and Fuel to Service Vehicles	1.00	1,500.00	1,500.00
	Account <b>5209.101 - Auto Fuel Expense Town Vehicles Totals</b>	Transactions	1	<u>\$1,500.00</u>
Account <b>5210.100 - Postage General</b>				
1010.30.4550.5210.100	Shipping/Postage	1.00	50.00	50.00
	Account <b>5210.100 - Postage General Totals</b>	Transactions	1	<u>\$50.00</u>
Account <b>5213.100 - Professional/Contract Services General</b>				
1010.30.4550.5213.100	Physical Exam & Drug Testing for Class "B" License	1.00	300.00	300.00
1010.30.4550.5213.100	Smog Service	1.00	1,400.00	1,400.00



# Town of Paradise

## Budget Transaction Report

2012/13 Budget

G/L Account	Transaction		Number of Units	Cost per Unit	Total Amount
1010.30.4550.5213.100	Towing Service		1.00	1,600.00	1,600.00
		Account <b>5213.100 - Professional/Contract Services General</b> Totals	Transactions	3	\$3,300.00
		Account <b>5214.100 - Repair and Maint Service General</b>			
1010.30.4550.5214.100	Butte County Public Health - Hazardous Waste		1.00	600.00	600.00
1010.30.4550.5214.100	Facility Repair/Maintenance		1.00	400.00	400.00
1010.30.4550.5214.100	Outside Vehicle Repair/Service		1.00	19,000.00	19,000.00
1010.30.4550.5214.100	Tire Repair/Service		1.00	2,000.00	2,000.00
		Account <b>5214.100 - Repair and Maint Service General</b> Totals	Transactions	4	\$22,000.00
		Account <b>5216.100 - Communications General Services</b>			
1010.30.4550.5216.100	Cell/Data Service		1.00	840.00	840.00
		Account <b>5216.100 - Communications General Services</b> Totals	Transactions	1	\$840.00
		Account <b>5220.100 - Employee Development General</b>			
1010.30.4550.5220.100	Employee Development/Training		1.00	1,500.00	1,500.00
		Account <b>5220.100 - Employee Development General</b> Totals	Transactions	1	\$1,500.00
		Account <b>5501 - Debt Service Payment - Principal</b>			
1010.30.4550.5501	(O) West Am 7/10 Shop Truck Year 3 of 5		1.00	4,172.00	4,172.00
1010.30.4550.5501	(O) WestAm 7/10:Computer (1) Year 3 of 4		1.00	193.00	193.00
		Account <b>5501 - Debt Service Payment - Principal</b> Totals	Transactions	2	\$4,365.00

FY 2012/2013

## Fire Department

Administration, Suppression & Volunteers

**TOWN OF PARADISE  
Fiscal Year 2012/13 Budget**

Account Number	Description	2011 Actual Amount	2012 Amended Budget	2012 Estimated Amount	2013 Department Requested	2013 Manager Recommend	2013 Council Adopted
<b>Fund: 1010 - General Fund</b>							
<b>Department: 35 - Fire</b>							
<b>Program: 4610 - Fire - Administrative</b>							
<b>Expenditures</b>							
5100	Personnel Services	171,663	102,398	99,586	99,392	99,568	99,568
5200	Supplies and Services	127,122	243,109	212,636	332,650	90,067	90,067
5300	Capital Outlay	138,786	15,700	2,441	314,585	14,809	14,809
5500	Debt Service	11,694	10,831	10,830	10,831	10,831	10,831
Total Expenditures		449,265	372,038	325,493	757,458	215,275	215,275
<b>Revenues</b>							
	Service Fees						
	Fines and Forfeitures						
	Other						
Total Revenues		-	-	-	-	-	-
Net General Fund Support		449,265	372,038	325,493	757,458	215,275	215,275

**Fiscal Year 2012-2013 Personnel Allocation**

Position/Title	Weekly Hours	Percent Allocated	Full Time Equiv	Allocated Wages & Benefits
Fire Chief (Cal Fire Contract)	0	100%	0.00	-
Administrative Assistant II	24	100%	0.60	29,393
Civilian Fire Prevention Inspector	18	100%	0.45	12,866
		Total	1.05	42,259


**TOWN OF PARADISE**  
**Budget Worksheet Report**

Account Number	Description	2011 Actual Amount	2012 Amended Budget	2012 Estimated Amount	2013 Department Requested	2013 Manager Recommend	2013 Council Adopted
<b>Fund: 1010 - General Fund</b>							
<u>Expenditures</u>							
<b>Department: 35 - Fire</b>							
<b>Program: 4610 - Fire - Administrative</b>							
5101	Salaries - Permanent	72,239	33,051	21,470	34,356	34,356	34,356
5102	Salaries - Temporary	-	-	9,580	-	-	-
5104	Wages - PS Holiday Pay	2,962	-	-	-	-	-
5106.100	Incentives & Admin Leave Administrative Leave	4,393	-	-	-	-	-
5109.100	Allowances Uniform Allowance	334	-	-	-	-	-
5111	Medicare	1,229	479	496	498	498	498
5112.101	Retirement Contribution PERS	16,181	2,917	2,778	3,227	3,227	3,227
5112.102	Retirement Contribution Social Security	-	-	28	-	-	-
5113	Worker's Compensation	6,732	6,692	6,693	551	727	727
5114.101	Health Insurance M. D. & V.	10,060	3,123	3,123	3,123	3,123	3,123
5115	Unemployment Compensation	-	-	400	-	-	-
5116.101	Life and Disability Insurance Life & Disab.	644	194	271	283	283	283
5119.100	Retiree Costs Medical Insurance	49,948	54,838	53,717	57,354	57,354	57,354
5119.120	Retiree Costs PERS 1959 Survivor Benefits	1,170	1,104	1,030	-	-	-
5122	Accrual Bank Payoff	5,772	-	-	-	-	-
5201.100	Office Supplies General	1,914	1,500	700	5,735	1,000	1,000
5202.100	Operating Supplies General	4,692	4,600	950	12,418	2,186	2,186
5203.100	Repairs and Maint Supplies General	3,271	2,500	2,200	3,605	1,325	1,325
5204	Subscriptions and Code Books	1,247	992	1,022	1,950	500	500
5209.101	Auto Fuel Expense Town Vehicles	-	-	-	1,005	100	100
5209.105	Auto Fuel Expense Employee Personal Vehicle Use	316	-	-	-	-	-
5210.100	Postage General	470	450	450	1,270	420	420
5211.135	Utilities Water and Sewer	2,685	2,626	2,638	2,700	2,700	2,700
5211.137	Utilities Electric and Gas	20,971	21,000	20,500	21,000	21,000	21,000
5211.139	Utilities Propane	340	500	515	2,240	550	550
5213.100	Professional/Contract Services General	43,838	165,000	142,000	191,480	5,130	5,130
5214.100	Repair and Maint Service General	19,043	18,621	18,254	58,797	31,597	31,597
5215.100	Rents and Leases Miscellaneous	853	350	40	816	-	-



**TOWN OF PARADISE  
Budget Worksheet Report**

<b>Account Number</b>	<b>Description</b>	<b>2011 Actual Amount</b>	<b>2012 Amended Budget</b>	<b>2012 Estimated Amount</b>	<b>2013 Department Requested</b>	<b>2013 Manager Recommend</b>	<b>2013 Council Adopted</b>
5215.106	Rents and Leases Copiers	5,300	6,720	6,997	6,600	6,600	6,600
5216.100	Communications General Services	15,775	15,500	15,000	15,265	14,653	14,653
5218.100	Advertising General	2,400	250	-	1,000	-	-
5219.100	Printing General	256	700	4	2,044	806	806
5220.100	Employee Development General	3,339	1,500	838	3,525	1,200	1,200
5223.105	Meals and Refreshments Emergencies and Meetings	150	150	262	900	150	150
5260	Miscellaneous	263	150	266	300	150	150
5301	Land	115,691	-	-	-	-	-
5303	Improvements	15,231	4,200	388	284,116	8,220	8,220
5304	Furniture & Equipment	7,864	11,500	2,053	30,469	6,589	6,589
5501	Debt Service Payment - Principal	11,694	10,831	10,830	10,831	10,831	10,831
<b>Expenditure Grand Totals:</b>		<b>449,265</b>	<b>372,038</b>	<b>325,493</b>	<b>757,458</b>	<b>215,275</b>	<b>215,275</b>



# Town of Paradise

## Budget Transaction Report

2012/13 Budget

G/L Account	Transaction	Number of Units	Cost per Unit	Total Amount
<b>EXPENSES</b>				
Fund <b>1010 - General Fund</b>				
Department <b>35 - Fire</b>				
Program <b>4610 - Fire - Administrative</b>				
Account <b>5119.100 - Retiree Costs Medical Insurance</b>				
1010.35.4610.5119.100	Retiree Health Benefits	1.00	57,354.00	57,354.00
	Account <b>5119.100 - Retiree Costs Medical Insurance Totals</b>	Transactions	1	\$57,354.00
Account <b>5201.100 - Office Supplies General</b>				
1010.35.4610.5201.100	General Office Supplies	1.00	1,000.00	1,000.00
	Account <b>5201.100 - Office Supplies General Totals</b>	Transactions	1	\$1,000.00
Account <b>5202.100 - Operating Supplies General</b>				
1010.35.4610.5202.100	Annual Firefighter Awards	1.00	255.00	255.00
1010.35.4610.5202.100	Badges, Service Pins, Recognitions	1.00	200.00	200.00
1010.35.4610.5202.100	Flag Replacement	1.00	220.00	220.00
1010.35.4610.5202.100	Misc. Operating Supplies	1.00	500.00	500.00
1010.35.4610.5202.100	Printer Cartridges	1.00	510.00	510.00
1010.35.4610.5202.100	Public Info Handouts for Tours, Schools, etc.	1.00	500.00	500.00
	Account <b>5202.100 - Operating Supplies General Totals</b>	Transactions	6	\$2,185.00
Account <b>5203.100 - Repairs and Maint Supplies General</b>				
1010.35.4610.5203.100	Station Cleaning/Repair Supplies	1.00	1,325.00	1,325.00
	Account <b>5203.100 - Repairs and Maint Supplies General Totals</b>	Transactions	1	\$1,325.00
Account <b>5204 - Subscriptions and Code Books</b>				
1010.35.4610.5204	NFPA Renewal	1.00	500.00	500.00
	Account <b>5204 - Subscriptions and Code Books Totals</b>	Transactions	1	\$500.00
Account <b>5209.101 - Auto Fuel Expense Town Vehicles</b>				
1010.35.4610.5209.101	Personal Vehicles	1.00	100.00	100.00
	Account <b>5209.101 - Auto Fuel Expense Town Vehicles Totals</b>	Transactions	1	\$100.00
Account <b>5210.100 - Postage General</b>				
1010.35.4610.5210.100	Burn Permit Postage	600.00	.45	270.00
1010.35.4610.5210.100	Postage General (Mail, Packages, Service items shipping, etc)	1.00	150.00	150.00
	Account <b>5210.100 - Postage General Totals</b>	Transactions	2	\$420.00
Account <b>5211.135 - Utilities Water and Sewer</b>				
1010.35.4610.5211.135	Water Service - Birch Street	12.00	135.00	1,620.00
1010.35.4610.5211.135	Water Service - S. Libby	12.00	40.00	480.00
1010.35.4610.5211.135	Water Service - Wagstaff	12.00	50.00	600.00
	Account <b>5211.135 - Utilities Water and Sewer Totals</b>	Transactions	3	\$2,700.00
Account <b>5211.137 - Utilities Electric and Gas</b>				



# Town of Paradise

## Budget Transaction Report

2012/13 Budget

G/L Account	Transaction		Number of Units	Cost per Unit	Total Amount
1010.35.4610.5211.137	Electric and Gas Service		1.00	21,000.00	21,000.00
		Account <b>5211.137 - Utilities Electric and Gas Totals</b>	Transactions	1	\$21,000.00
		Account <b>5211.139 - Utilities Propane</b>			
1010.35.4610.5211.139	Generator		1.00	550.00	550.00
		Account <b>5211.139 - Utilities Propane Totals</b>	Transactions	1	\$550.00
		Account <b>5213.100 - Professional/Contract Services General</b>			
1010.35.4610.5213.100	Butte County Air Quality Permit		1.00	310.00	310.00
1010.35.4610.5213.100	CISD		1.00	510.00	510.00
1010.35.4610.5213.100	HazMat JPA		1.00	4,050.00	4,050.00
1010.35.4610.5213.100	Shredder Service		1.00	260.00	260.00
		Account <b>5213.100 - Professional/Contract Services General Totals</b>	Transactions	4	\$5,130.00
		Account <b>5214.100 - Repair and Maint Service General</b>			
1010.35.4610.5214.100	Apparatus Bay Doors		1.00	750.00	750.00
1010.35.4610.5214.100	Appliance Repair		1.00	510.00	510.00
1010.35.4610.5214.100	Carpets, Blinds and Chair Cleaning		1.00	500.00	500.00
1010.35.4610.5214.100	Citrix		1.00	1,200.00	1,200.00
1010.35.4610.5214.100	Copy Machine Service Agreement (taxes only)		1.00	714.00	714.00
1010.35.4610.5214.100	FD/IT/PD Microsoft Remote Desktop CAL		.34	2,010.00	683.40
1010.35.4610.5214.100	Fire RMS Bridge Maintenance		1.00	1,500.00	1,500.00
1010.35.4610.5214.100	Fire RMS Software Maintenance		1.00	3,213.00	3,213.00
1010.35.4610.5214.100	General Radio Repairs Throughout		1.00	5,000.00	5,000.00
1010.35.4610.5214.100	Motorola Service		1.00	5,000.00	5,000.00
1010.35.4610.5214.100	My Fire Rules Maintenance		1.00	1,000.00	1,000.00
1010.35.4610.5214.100	Pest Control (Station 1, 2 & 3)		12.00	130.00	1,560.00
1010.35.4610.5214.100	Replacement of SCBA Masks		1.00	2,000.00	2,000.00
1010.35.4610.5214.100	SCBA Testing		1.00	2,700.00	2,700.00
1010.35.4610.5214.100	Station 1 - Facilities Maintenance Service		12.00	175.00	2,100.00
1010.35.4610.5214.100	Station 2 - Facilities Maintenance Service		12.00	120.00	1,440.00
1010.35.4610.5214.100	Station 3 - Facilities Maintenance Service		12.00	90.00	1,080.00
1010.35.4610.5214.100	Visio License		1.00	645.75	645.75
		Account <b>5214.100 - Repair and Maint Service General Totals</b>	Transactions	18	\$31,596.15
		Account <b>5215.106 - Rents and Leases Copiers</b>			
1010.35.4610.5215.106	Station 1 - Ray Morgan Copier Lease (Canon C5035)		12.00	550.00	6,600.00
		Account <b>5215.106 - Rents and Leases Copiers Totals</b>	Transactions	1	\$6,600.00
		Account <b>5216.100 - Communications General Services</b>			
1010.35.4610.5216.100	Cell Service - AT&T		1.00	4,040.00	4,040.00



# Town of Paradise

## Budget Transaction Report

2012/13 Budget

G/L Account	Transaction		Number of Units	Cost per Unit	Total Amount
1010.35.4610.5216.100	Radio Service/Contract		1.00	10,000.00	10,000.00
1010.35.4610.5216.100	Verizon Wireless Cards		1.00	613.00	613.00
		Account <b>5216.100 - Communications General Services Totals</b>	Transactions	3	\$14,653.00
		Account <b>5219.100 - Printing General</b>			
1010.35.4610.5219.100	Fire Safe Council		1.00	306.00	306.00
1010.35.4610.5219.100	Forms, Stationery, Envelopes		1.00	500.00	500.00
		Account <b>5219.100 - Printing General Totals</b>	Transactions	2	\$806.00
		Account <b>5220.100 - Employee Development General</b>			
1010.35.4610.5220.100	Chief Officer Certification Courses		1.00	500.00	500.00
1010.35.4610.5220.100	Memberships		1.00	500.00	500.00
1010.35.4610.5220.100	Training Manuals and Subscriptions		1.00	200.00	200.00
		Account <b>5220.100 - Employee Development General Totals</b>	Transactions	3	\$1,200.00
		Account <b>5223.105 - Meals and Refreshments Emergencies and Meetings</b>			
1010.35.4610.5223.105	Meals and Refreshments Meetings/Incidentals		1.00	150.00	150.00
		Account <b>5223.105 - Meals and Refreshments Emergencies and Meetings Totals</b>	Transactions	1	\$150.00
		Account <b>5260 - Miscellaneous</b>			
1010.35.4610.5260	Miscellaneous		1.00	150.00	150.00
		Account <b>5260 - Miscellaneous Totals</b>	Transactions	1	\$150.00
		Account <b>5303 - Improvements</b>			
1010.35.4610.5303	Station 1 - Drywall Repair and Paint		1.00	1,200.00	1,200.00
1010.35.4610.5303	Station 1 - Paint and Finish		1.00	3,000.00	3,000.00
1010.35.4610.5303	Station 2 - Exposed Beam Repair		1.00	3,000.00	3,000.00
1010.35.4610.5303	Station 3 - Improvements		1.00	1,020.00	1,020.00
		Account <b>5303 - Improvements Totals</b>	Transactions	4	\$8,220.00
		Account <b>5304 - Furniture &amp; Equipment</b>			
1010.35.4610.5304	Station 1 & 2 - Computers (2)		2.00	800.00	1,600.00
1010.35.4610.5304	Voter Receiver		1.00	4,989.00	4,989.00
		Account <b>5304 - Furniture &amp; Equipment Totals</b>	Transactions	2	\$6,589.00
		Account <b>5501 - Debt Service Payment - Principal</b>			
1010.35.4610.5501	(N) WestAm 28-3430: Ford Expedition & Equip - Yr 5 of 5		1.00	10,444.00	10,444.00
1010.35.4610.5501	(O) WestAm Computers (2) - Yr 3 of 4		1.00	387.00	387.00
		Account <b>5501 - Debt Service Payment - Principal Totals</b>	Transactions	2	\$10,831.00

**TOWN OF PARADISE  
Fiscal Year 2012/13 Budget**

Account Number	Description	2011 Actual Amount	2012 Amended Budget	2012 Estimated Amount	2013 Department Requested	2013 Manager Recommend	2013 Council Adopted
<b>Fund: 1010 - General Fund</b>							
<b>Department: 35 - Fire</b>							
<b>Program: 4630 - Fire - Suppression</b>							
5100	Personnel Services	2,683,607	2,846,222	2,901,912	3,044,749	1,690,038	1,690,038
5200	Supplies and Services	113,522	94,899	102,279	210,755	1,365,032	1,365,032
5300	Capital Outlay	30,499	30,000	17,870	323,494	31,086	31,086
5500	Debt Service	158,451	136,766	136,764	73,108	73,108	73,108
Total Expenditures		2,986,079	3,107,887	3,158,825	3,652,106	3,159,264	3,159,264
<b>Revenues</b>							
	Service Fees						
	Fines and Forfeitures						
	Other						
Total Revenues		-	-	-	-	-	-
Net General Fund Support		2,986,079	3,107,887	3,158,825	3,652,106	3,159,264	3,159,264

**Fiscal Year 2012-2013 Personnel Allocation**


Position/Title	Weekly Hours	Percent Allocated	Full Time Equiv	Allocated Wages & Benefits
Fire Fighter (4) (until 12/31/12)	56	100%	4.00	169,000
Fire Engineer (9) (until 12/31/12)	56	100%	9.00	472,317
Fire Captain (6) (until 12/31/12)	56	100%	6.00	358,425
Battalion Chief (3) (until 12/31/12)	56	100%	3.00	212,293
		Total	22.00	1,212,036

**TOWN OF PARADISE**  
**Fiscal Year 2012/13 Budget**

Account Number	Description	2011 Actual Amount	2012 Amended Budget	2012 Estimated Amount	2013 Department Requested	2013 Manager Recommend	2013 Council Adopted
<b>Fund: 1010 - General Fund</b>							
<u>Expenditures</u>							
<b>Department: 35 - Fire</b>							
<b>Program: 4630 - Fire - Suppression</b>							
5101	Salaries - Permanent	1,255,286	1,346,274	1,333,957	1,423,686	725,888	725,888
5103.102	Differential Pay Out of Class	-	-	48	-	-	-
5104	Wages - PS Holiday Pay	79,602	86,088	86,230	85,000	13,644	13,644
5105	Salaries - Overtime/FLSA	394,486	378,181	437,481	409,234	73,536	73,536
5106.103	Incentives & Admin Leave Team Pay	-	-	1,700	-	-	-
5106.200	Incentives & Admin Leave Gym Reimbursement	4,590	5,040	6,840	6,840	3,420	3,420
5109.100	Allowances Uniform Allowance	24,298	21,890	21,891	21,890	10,945	10,945
5111	Medicare	23,757	26,713	26,430	27,687	11,729	11,729
5112.101	Retirement Contribution PERS	319,824	376,130	365,965	413,529	204,737	204,737
5113	Worker's Compensation	130,396	127,432	127,432	141,794	120,898	120,898
5114.101	Health Insurance M. D. & V.	254,179	276,122	282,898	298,476	157,576	157,576
5115	Unemployment Compensation	3,507	-	-	-	-	-
5116.101	Life and Disability Insurance Life & Disab.	24,161	8,444	8,184	8,495	4,092	4,092
5119.100	Retiree Costs Medical Insurance	162,021	193,908	202,856	208,118	216,491	216,491
5122	Accrual Bank Payoff	7,502	-	-	-	147,082	147,082
5202.100	Operating Supplies General	29,545	15,689	21,960	40,397	24,899	24,899
5202.223	Operating Supplies FD Emergency Medical Supplies	353	-	-	-	-	-
5202.226	Operating Supplies FD Emergency Meals	293	-	-	-	-	-
5203.100	Repairs and Maint Supplies General	2,262	6,000	13,162	17,780	11,280	11,280
5203.116	Repairs and Maint Supplies Communications	73	-	-	-	-	-
5204	Subscriptions and Code Books	159	500	43	3,361	700	700
5209.101	Auto Fuel Expense Town Vehicles	27,161	28,000	28,515	40,000	32,000	32,000
5209.105	Auto Fuel Expense Employee Personal Vehicle Use	72	-	-	-	-	-
5213.100	Professional/Contract Services General	8,960	5,000	4,162	18,850	1,259,588	1,259,588
5214.100	Repair and Maint Service General	13,646	15,000	12,582	31,477	20,725	20,725
5214.116	Repair and Maint Service Communication Devices	1,349	-	-	-	-	-
5216.100	Communications General Services	1,491	1,560	1,711	7,400	7,400	7,400
5219.100	Printing General	186	150	-	500	100	100

**TOWN OF PARADISE**  
**Fiscal Year 2012/13 Budget**

<b>Account Number</b>	<b>Description</b>	<b>2011 Actual Amount</b>	<b>2012 Amended Budget</b>	<b>2012 Estimated Amount</b>	<b>2013 Department Requested</b>	<b>2013 Manager Recommend</b>	<b>2013 Council Adopted</b>
5220.100	Employee Development General	24,963	20,000	18,547	44,000	5,340	5,340
5223.105	Meals and Refreshments Emergencies and Meetings	1,026	1,000	770	1,400	1,000	1,000
5269.135	Emergency Incident Costs Fire Related	1,984	2,000	827	5,590	2,000	2,000
5303	Improvements	3,053	-	-	-	-	-
5304	Furniture & Equipment	27,446	30,000	17,870	323,494	31,086	31,086
5501	Debt Service Payment - Principal	158,451	136,766	136,764	73,108	73,108	73,108
<b>Expenditure Grand Totals:</b>		<b>2,986,079</b>	<b>3,107,887</b>	<b>3,158,825</b>	<b>3,652,106</b>	<b>3,159,264</b>	<b>3,159,264</b>




# Town of Paradise

## Budget Transaction Report

2012/13 Budget

G/L Account	Transaction	Number of Units	Cost per Unit	Total Amount
<b>EXPENSES</b>				
Fund	<b>1010 - General Fund</b>			
Department	<b>35 - Fire</b>			
Program	<b>4630 - Fire - Suppression</b>			
Account	<b>5105 - Salaries - Overtime/FLSA</b>			
1010.35.4630.5105	Overtime/FLSA	1.00	73,536.00	73,536.00
	Account <b>5105 - Salaries - Overtime/FLSA Totals</b>	Transactions	1	\$73,536.00
Account	<b>5119.100 - Retiree Costs Medical Insurance</b>			
1010.35.4630.5119.100	Retiree Health Benefits	1.00	216,491.00	216,491.00
	Account <b>5119.100 - Retiree Costs Medical Insurance Totals</b>	Transactions	1	\$216,491.00
Account	<b>5202.100 - Operating Supplies General</b>			
1010.35.4630.5202.100	Back Pumps	1.00	170.00	170.00
1010.35.4630.5202.100	Batteries (AA, AAA, C, D, 9V)	1.00	2,000.00	2,000.00
1010.35.4630.5202.100	Communication Devices/Pagers (3)	3.00	500.00	1,500.00
1010.35.4630.5202.100	EMS Equipment & Supplies (disposable gloves included)	1.00	7,650.00	7,650.00
1010.35.4630.5202.100	EMS Oxygen (Annual and Rental)	1.00	1,020.00	1,020.00
1010.35.4630.5202.100	Foam (Class A & B)	1.00	1,500.00	1,500.00
1010.35.4630.5202.100	Hand Tool Replacement	1.00	500.00	500.00
1010.35.4630.5202.100	Haz-Mat Supplies (detectors, gas monitor, etc)	1.00	1,500.00	1,500.00
1010.35.4630.5202.100	Misc. (Fuel Additive)	1.00	250.00	250.00
1010.35.4630.5202.100	PPE - Eye Wash Station (Stations 1, 2 & 3)	3.00	43.33	129.99
1010.35.4630.5202.100	PPE - Eyes, Ears, Warning Tape, etc.	1.00	1,071.00	1,071.00
1010.35.4630.5202.100	PPE - Gloves (Structural Wildland)	1.00	1,000.00	1,000.00
1010.35.4630.5202.100	PPE - Miscellaneous (Helmets, Gloves)	1.00	1,000.00	1,000.00
1010.35.4630.5202.100	PPE - Traffic Safety Vests (4)	4.00	27.00	108.00
1010.35.4630.5202.100	Transitional MOU - Uniform Allowance	22.00	250.00	5,500.00
	Account <b>5202.100 - Operating Supplies General Totals</b>	Transactions	15	\$24,898.99
Account	<b>5203.100 - Repairs and Maint Supplies General</b>			
1010.35.4630.5203.100	Apparatus Valves & Maintenance	1.00	1,530.00	1,530.00
1010.35.4630.5203.100	Communication Equipment Repair	1.00	2,850.00	2,850.00
1010.35.4630.5203.100	IX Gas Monitor Parts (O, CO, H2S, EEC, HCN)	1.00	800.00	800.00
1010.35.4630.5203.100	Misc. Apparatus Cleaning Supplies	1.00	300.00	300.00
1010.35.4630.5203.100	SCBA Air System Maintenance/Supplies	1.00	4,000.00	4,000.00
1010.35.4630.5203.100	Small Tool and Equipment Repair/Maintenance	1.00	1,000.00	1,000.00
1010.35.4630.5203.100	SVM2 Comparator Cards	1.00	800.00	800.00





# Town of Paradise

## Budget Transaction Report

2012/13 Budget

G/L Account	Transaction		Number of Units	Cost per Unit	Total Amount
		Account <b>5203.100 - Repairs and Maint Supplies General</b> Totals	Transactions	7	\$11,280.00
		Account <b>5204 - Subscriptions and Code Books</b>			
1010.35.4630.5204	Strategy and Tactics Materials (Command/Fire)		1.00	250.00	250.00
1010.35.4630.5204	Strategy and Tactics Materials (EMS)		1.00	450.00	450.00
		Account <b>5204 - Subscriptions and Code Books</b> Totals	Transactions	2	\$700.00
		Account <b>5209.101 - Auto Fuel Expense Town Vehicles</b>			
1010.35.4630.5209.101	Auto Fuel Expense - Town Vehicle		1.00	32,000.00	32,000.00
		Account <b>5209.101 - Auto Fuel Expense Town Vehicles</b> Totals	Transactions	1	\$32,000.00
		Account <b>5213.100 - Professional/Contract Services General</b>			
1010.35.4630.5213.100	Breathing Compressor Servicing (Semi-annual)		1.00	2,500.00	2,500.00
1010.35.4630.5213.100	Cal Fire Professional Service Contract		1.00	1,256,088.00	1,256,088.00
1010.35.4630.5213.100	Trace Analytics - Air Test Compressor (quarterly)		1.00	1,000.00	1,000.00
		Account <b>5213.100 - Professional/Contract Services General</b> Totals	Transactions	3	\$1,259,588.00
		Account <b>5214.100 - Repair and Maint Service General</b>			
1010.35.4630.5214.100	Annual Pump Testing		1.00	2,000.00	2,000.00
1010.35.4630.5214.100	Apparatus Bay Doors (Repairs)		1.00	1,225.00	1,225.00
1010.35.4630.5214.100	Chainsaw Maintenance		1.00	100.00	100.00
1010.35.4630.5214.100	DART - Hydrostatic Testings and Services (4)		1.00	1,000.00	1,000.00
1010.35.4630.5214.100	Fire Extinguisher Servicing (contract)		1.00	1,400.00	1,400.00
1010.35.4630.5214.100	Ladder Testing (annual)		1.00	2,000.00	2,000.00
1010.35.4630.5214.100	Miscellaneous Repairs		1.00	500.00	500.00
1010.35.4630.5214.100	Radio Communication Repair/Maintenance (DAS upgrade)		1.00	10,000.00	10,000.00
1010.35.4630.5214.100	SCBA Hydrostatic Testing (bottles on apparatus)		1.00	2,500.00	2,500.00
		Account <b>5214.100 - Repair and Maint Service General</b> Totals	Transactions	9	\$20,725.00
		Account <b>5216.100 - Communications General Services</b>			
1010.35.4630.5216.100	Station 2 - Comcast High Speed Internet		12.00	100.00	1,200.00
1010.35.4630.5216.100	Station 3 - Comcast High Speed Internet		12.00	100.00	1,200.00
1010.35.4630.5216.100	Voter Repair System		1.00	5,000.00	5,000.00
		Account <b>5216.100 - Communications General Services</b> Totals	Transactions	3	\$7,400.00
		Account <b>5219.100 - Printing General</b>			
1010.35.4630.5219.100	Business Printing (Forms, etc.)		1.00	100.00	100.00
		Account <b>5219.100 - Printing General</b> Totals	Transactions	1	\$100.00
		Account <b>5220.100 - Employee Development General</b>			
1010.35.4630.5220.100	Butte County Investigators Dues (4)		1.00	80.00	80.00
1010.35.4630.5220.100	DART Training (rescue diver)		1.00	400.00	400.00



# Town of Paradise

## Budget Transaction Report

2012/13 Budget


G/L Account	Transaction	Number of Units	Cost per Unit	Total Amount
1010.35.4630.5220.100	EMS In-service Training	1.00	615.00	615.00
1010.35.4630.5220.100	EMT Renewal (background, SSV, EMT, Cardio, etc)	1.00	2,245.00	2,245.00
1010.35.4630.5220.100	PALS/ACLS	1.00	500.00	500.00
1010.35.4630.5220.100	SFMO & CICC Training	1.00	1,000.00	1,000.00
1010.35.4630.5220.100	Specialized Recruitment Training	1.00	500.00	500.00
Account <b>5220.100 - Employee Development General</b> Totals		Transactions	7	\$5,340.00
Account <b>5223.105 - Meals and Refreshments Emergencies and Meetings</b>				
1010.35.4630.5223.105	Meals and Refreshments - Meetings and Incidentals	1.00	1,000.00	1,000.00
Account <b>5223.105 - Meals and Refreshments Emergencies and Meetings</b> Totals		Transactions	1	\$1,000.00
Account <b>5269.135 - Emergency Incident Costs Fire Related</b>				
1010.35.4630.5269.135	Emergency Incident Costs Drinks & Meals - Fire Related	1.00	2,000.00	2,000.00
Account <b>5269.135 - Emergency Incident Costs Fire Related</b> Totals		Transactions	1	\$2,000.00
Account <b>5304 - Furniture &amp; Equipment</b>				
1010.35.4630.5304	Fire Hose	1.00	7,500.00	7,500.00
1010.35.4630.5304	Nozzle - New and Replacement	1.00	500.00	500.00
1010.35.4630.5304	Power Inverter (E-1) w/remote switch, install and hardware	1.00	552.00	552.00
1010.35.4630.5304	SCBA Replacement - mandatory retirement	1.00	7,202.55	7,202.55
1010.35.4630.5304	Structural PPE (Four PPE Sets, MOU)	4.00	2,927.00	11,708.00
1010.35.4630.5304	Wildland PPE (Five Sets, MOU)	5.00	724.60	3,623.00
Account <b>5304 - Furniture &amp; Equipment</b> Totals		Transactions	6	\$31,085.55
Account <b>5501 - Debt Service Payment - Principal</b>				
1010.35.4630.5501	(G) CapOne 9/07 Sch1: Sutphen Fire Truck - Year 6 of 10	1.00	45,527.00	45,527.00
1010.35.4630.5501	(N) West Am 28-3430: Station 3 Remodel & Septic - Yr 5 of 5	1.00	8,030.00	8,030.00
1010.35.4630.5501	(T) WestAm ML 4/24 Sch1: Wildland Pumper Refi - Yr 9 of 10	1.00	19,551.00	19,551.00
Account <b>5501 - Debt Service Payment - Principal</b> Totals		Transactions	3	\$73,108.00

**TOWN OF PARADISE**  
**Fiscal Year 2012/13 Budget**

Account Number	Description	2011 Actual Amount	2012 Amended Budget	2012 Estimated Amount	2013 Department Requested	2013 Manager Recommend	2013 Council Adopted
<b>Fund: 1010 - General Fund</b>							
<b>Department: 35 - Fire</b>							
<b>Program: 4640 - Fire - Volunteer Program</b>							
	5100 Personnel Services	28,662	16,000	15,615	18,700	16,392	16,392
	5200 Supplies and Services	15,486	15,147	5,370	102,575	8,010	8,010
	5300 Capital Outlay	-	-	-	-	-	-
	5500 Debt Service	-	-	-	-	-	-
Total Expenditures		44,147	31,147	20,985	121,275	24,402	24,402
<b>Revenues</b>							
	Service Fees						
	Fines and Forfeitures						
	Other						
Total Revenues		-	-	-	-	-	-
Net General Fund Support		44,147	31,147	20,985	121,275	24,402	24,402

**TOWN OF PARADISE**  
**Fiscal Year 2012/13 Budget**

Account Number	Description	2011 Actual Amount	2012 Amended Budget	2012 Estimated Amount	2013 Department Requested	2013 Manager Recommend	2013 Council Adopted
<b>Fund:</b> 1010 - General Fund							
<u>Expenditures</u>							
<b>Department:</b> 35 - Fire							
<b>Program:</b> 4640 - Fire - Volunteer Program							
5118	Volunteer Benefits	28,662	16,000	15,615	18,700	16,392	16,392
5202.100	Operating Supplies General	5,334	6,647	-	42,645	2,000	2,000
5202.220	Operating Supplies FD Personal Protective Equipment	1,500	-	-	-	-	-
5213.100	Professional/Contract Services General	5,648	6,000	5,230	51,000	5,000	5,000
5214.116	Repair and Maint Service Communication Devices	-	-	-	820	-	-
5215.100	Rents and Leases Miscellaneous	-	-	-	820	-	-
5220.100	Employee Development General	2,968	2,500	140	6,830	1,010	1,010
5223.105	Meals and Refreshments Emergencies and Meetings	37	-	-	205	-	-
5260	Miscellaneous	-	-	-	255	-	-
<b>Expenditure Grand Totals:</b>		<b>44,147</b>	<b>31,147</b>	<b>20,985</b>	<b>121,275</b>	<b>24,402</b>	<b>24,402</b>



# Town of Paradise

Budget Transaction Report  
2012/13 Budget

G/L Account	Transaction	Number of Units	Cost per Unit	Total Amount
<b>EXPENSES</b>				
Fund	<b>1010 - General Fund</b>			
Department	<b>35 - Fire</b>			
Program	<b>4640 - Fire - Volunteer Program</b>			
Account	<b>5118 - Volunteer Benefits</b>			
1010.35.4640.5118	\$10K Life/Ad&D (annual) - based on 12 Volunteers	12.00	290.00	3,480.00
1010.35.4640.5118	\$10K Life/Ad&D (quarterly) - based on 12 Volunteers	4.00	90.00	360.00
1010.35.4640.5118	Active Paid-Call Life Insurance (annual)	12.00	350.00	4,200.00
1010.35.4640.5118	CSFA Annual Dues	12.00	75.00	900.00
1010.35.4640.5118	Workers Compensation	1.00	7,452.00	7,452.00
	Account <b>5118 - Volunteer Benefits Totals</b>	Transactions	5	\$16,392.00
Account	<b>5202.100 - Operating Supplies General</b>			
1010.35.4640.5202.100	Misc., PPE/Uniform	1.00	2,000.00	2,000.00
	Account <b>5202.100 - Operating Supplies General Totals</b>	Transactions	1	\$2,000.00
Account	<b>5213.100 - Professional/Contract Services General</b>			
1010.35.4640.5213.100	Part-time Employee Pay (Stipend)	1.00	5,000.00	5,000.00
	Account <b>5213.100 - Professional/Contract Services General Totals</b>	Transactions	1	\$5,000.00
Account	<b>5220.100 - Employee Development General</b>			
1010.35.4640.5220.100	Paid Call Certification/Training	1.00	500.00	500.00
1010.35.4640.5220.100	Per Diem	1.00	510.00	510.00
	Account <b>5220.100 - Employee Development General Totals</b>	Transactions	2	\$1,010.00

FY 2012/2013

## Community Development Services

Planning, Waste Management,  
Building Safety & Waste Water Services and  
Abandoned Vehicle Abatement (AVA)

**TOWN OF PARADISE**  
**Fiscal Year 2012/13 Budget**

Account Number	Description	2011 Actual Amount	2012 Amended Budget	2012 Estimated Amount	2013 Department Requested	2013 Manager Recommend	2013 Council Adopted
<b>Fund: 1010 - General Fund</b>							
<b>Department: 40 - Community Development</b>							
<b>Program: 4720 - CDD Planning</b>							
<b>Expenditures</b>							
	5100 Personnel Services	276,617	219,855	213,161	201,006	153,655	153,655
	5200 Supplies and Services	13,078	10,819	10,650	12,197	12,197	12,197
	5300 Capital Outlay	698	-	-	-	-	-
	5500 Debt Service	19,528	13,644	13,740	2,663	2,663	2,663
Total Expenditures		309,921	244,318	237,551	215,866	168,515	168,515
<b>Revenues</b>							
	Service Fees						
	Fines and Forfeitures						
	Other						
Total Revenues		-	-	-	-	-	-
Net General Fund Support		309,921	244,318	237,551	215,866	168,515	168,515

**Fiscal Year 2012-2013 Personnel Allocation**

<b>Position/Title</b>	<b>Weekly Hours</b>	<b>Percent Allocated</b>	<b>Full Time Equiv</b>	<b>Allocated Wages &amp; Benefits</b>
Comm Development Director	40	47%	0.47	59,152
Assistant Planner	40	30%	0.30	19,091
Senior Code Enforcement Officer	32	100%	0.80	53,716
		<b>Total</b>	<b>1.57</b>	<b>131,959</b>
<b>Allocation to Other Programs</b>				
Comm Development Director	Wst Mgt 12%; BSWW 38%; Tran 3%			
Assistant Planner	Eng 1%; Wst Mgt 22%; BSWW 39%; Gas Tax 2%; Tran 6%			



**Fiscal Year 2012/13 Budget  
Budget Worksheet Report**

Account Number	Description	2011 Actual Amount	2012 Amended Budget	2012 Estimated Amount	2013 Department Requested	2013 Manager Recommend	2013 Council Adopted
<b>Fund: 1010 - General Fund</b>							
<u>Expenditures</u>							
<b>Department: 40 - Community Development</b>							
<b>Program: 4720 - CDD Planning</b>							
5101	Salaries - Permanent	204,052	131,476	131,036	136,151	102,051	102,051
5105	Salaries - Overtime/FLSA	600	-	-	-	-	-
5106.100	Incentives & Admin Leave Administrative Leave	3,853	3,574	3,574	3,753	2,352	2,352
5106.200	Incentives & Admin Leave Gym Reimbursement	270	180	270	180	108	108
5107	Car Allowance/Mileage	4,208	2,625	2,792	1,800	1,128	1,128
5111	Medicare	3,016	2,166	1,973	2,055	1,530	1,530
5112.101	Retirement Contribution PERS	16,598	15,955	12,491	12,632	7,844	7,844
5113	Worker's Compensation	3,712	1,965	1,964	2,204	2,547	2,547
5114.101	Health Insurance M. D. & V.	25,027	18,759	19,063	19,010	13,394	13,394
5115	Unemployment Compensation	-	15,190	12,586	5,871	5,653	5,653
5116.101	Life and Disability Insurance Life & Disab.	1,708	1,184	1,229	1,270	968	968
5119.100	Retiree Costs Medical Insurance	8,221	15,054	14,456	16,080	16,080	16,080
5122	Accrual Bank Payoff	5,351	11,727	11,727	-	-	-
5201.100	Office Supplies General	531	147	50	150	150	150
5202.100	Operating Supplies General	1,069	400	350	400	400	400
5204	Subscriptions and Code Books	105	-	-	-	-	-
5209.101	Auto Fuel Expense Town Vehicles	2,138	1,500	1,922	1,800	1,800	1,800
5209.105	Auto Fuel Expense Employee Personal Vehicle Use	20	-	-	-	-	-
5210.100	Postage General	1,193	600	550	600	600	600
5213.100	Professional/Contract Services General	255	-	173	200	200	200
5214.100	Repair and Maint Service General	5,930	6,319	6,019	7,347	7,347	7,347
5216.100	Communications General Services	29	-	-	-	-	-
5218.100	Advertising General	727	900	923	700	700	700
5219.100	Printing General	171	-	-	-	-	-
5220.100	Employee Development General	910	500	663	1,000	1,000	1,000
5220.110	Employee Development Education Reimb MOU	-	453	-	-	-	-
5304	Furniture & Equipment	698	-	-	-	-	-
5501	Debt Service Payment - Principal	19,528	13,644	13,740	2,663	2,663	2,663
<b>Expenditure Grand Totals:</b>		<b>309,921</b>	<b>244,318</b>	<b>237,551</b>	<b>215,866</b>	<b>168,515</b>	<b>168,515</b>



# Town of Paradise

## Budget Transaction Report

2012/13 Budget

G/L Account	Transaction	Number of Units	Cost per Unit	Total Amount
<b>EXPENSES</b>				
Fund	<b>1010 - General Fund</b>			
Department	<b>40 - Community Development</b>			
Program	<b>4720 - CDD Planning</b>			
Account	<b>5119.100 - Retiree Costs Medical Insurance</b>			
1010.40.4720.5119.100	Retiree Health Benefits	1.00	16,080.00	16,080.00
	Account <b>5119.100 - Retiree Costs Medical Insurance</b> Totals	Transactions	1	<u>\$16,080.00</u>
Account	<b>5201.100 - Office Supplies General</b>			
1010.40.4720.5201.100	Pens, Pencils, Calendars, Etc.	1.00	150.00	150.00
	Account <b>5201.100 - Office Supplies General</b> Totals	Transactions	1	<u>\$150.00</u>
Account	<b>5202.100 - Operating Supplies General</b>			
1010.40.4720.5202.100	Boot Allowance - Code Enforcement	1.00	240.00	240.00
1010.40.4720.5202.100	Folders and Printer Supplies	1.00	160.00	160.00
	Account <b>5202.100 - Operating Supplies General</b> Totals	Transactions	2	<u>\$400.00</u>
Account	<b>5209.101 - Auto Fuel Expense Town Vehicles</b>			
1010.40.4720.5209.101	Town Auto Fuel Expense	1.00	1,800.00	1,800.00
	Account <b>5209.101 - Auto Fuel Expense Town Vehicles</b> Totals	Transactions	1	<u>\$1,800.00</u>
Account	<b>5210.100 - Postage General</b>			
1010.40.4720.5210.100	General Postage	1.00	600.00	600.00
	Account <b>5210.100 - Postage General</b> Totals	Transactions	1	<u>\$600.00</u>
Account	<b>5213.100 - Professional/Contract Services General</b>			
1010.40.4720.5213.100	Professional Service	1.00	200.00	200.00
	Account <b>5213.100 - Professional/Contract Services General</b> Totals	Transactions	1	<u>\$200.00</u>
Account	<b>5214.100 - Repair and Maint Service General</b>			
1010.40.4720.5214.100	Accela Annual Maintenance Agreement	1.00	7,147.00	7,147.00
1010.40.4720.5214.100	Printer Repairs, Misc.	1.00	200.00	200.00
	Account <b>5214.100 - Repair and Maint Service General</b> Totals	Transactions	2	<u>\$7,347.00</u>
Account	<b>5218.100 - Advertising General</b>			
1010.40.4720.5218.100	Public Notices	1.00	700.00	700.00
	Account <b>5218.100 - Advertising General</b> Totals	Transactions	1	<u>\$700.00</u>
Account	<b>5220.100 - Employee Development General</b>			
1010.40.4720.5220.100	Classes, Seminars and Planning Commission Classes	1.00	1,000.00	1,000.00
	Account <b>5220.100 - Employee Development General</b> Totals	Transactions	1	<u>\$1,000.00</u>
Account	<b>5501 - Debt Service Payment - Principal</b>			
1010.40.4720.5501	(N) WestAm 28-3430: Accela Implent/Maint - Yr 5 of 5	1.00	2,083.00	2,083.00
1010.40.4720.5501	(O) WestAm Computers (3) - Yr 3 of 4	1.00	580.00	580.00
	Account <b>5501 - Debt Service Payment - Principal</b> Totals	Transactions	2	<u>\$2,663.00</u>

**TOWN OF PARADISE  
Fiscal Year 2012/13 Budget**


Account Number	Description	2011 Actual Amount	2012 Amended Budget	2012 Estimated Amount	2013 Department Requested	2013 Manager Recommend	2013 Council Adopted
<b>Fund: 1010 - General Fund</b>							
<b>Department: 40 - Community Development</b>							
<b>Program: 4780 - CDD - Waste Management</b>							
<b>Expenditures</b>							
5100	Personnel Services	36,063	29,431	29,446	28,966	29,020	29,020
5200	Supplies and Services	6,133	2,100	2,285	2,300	2,300	2,300
5300	Capital Outlay	-	-	-	-	-	-
5500	Debt Service	-	-	-	-	-	-
Total Expenditures		42,196	31,531	31,731	31,266	31,320	31,320
<b>Revenues</b>							
	Service Fees						
	Fines and Forfeitures						
	Other						
Total Revenues		-	-	-	-	-	-
Net General Fund Support		42,196	31,531	31,731	31,266	31,320	31,320

**Fiscal Year 2012-2013 Personnel Allocation**

Position/Title	Weekly Hours	Percent Allocated	Full Time Equiv	Allocated Wages & Benefits
Comm Development Director	40	12%	0.12	15,103
Assistant Planner	40	22%	0.22	14,000
		Total	0.34	29,103
<b>Allocation to Other Programs</b>				
Comm Development Director	Planning 47%; BSWW 38; Tran 3%			
Assistant Planner	Eng 1%; Planning 30%; BSWW 39%; Gas Tax 2%; Tran 6%			

**TOWN OF PARADISE**  
**Fiscal Year 2012/13 Budget**

Account Number	Description	2011 Actual Amount	2012 Amended Budget	2012 Estimated Amount	2013 Department Requested	2013 Manager Recommend	2013 Town Council Adopted
<b>Fund:</b> 1010 - General Fund							
<u>Expenditures</u>							
<b>Department:</b> 40 - Community Development							
<b>Program:</b> 4780 - CDD - Waste Management							
5101	Salaries - Permanent	27,692	20,607	20,603	21,204	21,204	21,204
5106.100	Incentives & Admin Leave Administrative Leave	619	572	572	600	600	600
5106.200	Incentives & Admin Leave Gym Reimbursement	-	79	79	79	79	79
5107	Car Allowance/Mileage	-	420	384	288	288	288
5111	Medicare	398	329	306	320	320	320
5112.101	Retirement Contribution PERS	2,601	2,707	2,703	2,777	2,777	2,777
5113	Worker's Compensation	244	164	165	170	224	224
5114.101	Health Insurance M. D. & V.	3,503	3,258	3,307	3,326	3,326	3,326
5116.101	Life and Disability Insurance Life & Disab.	236	190	222	202	202	202
5122	Accrual Bank Payoff	770	1,105	1,105	-	-	-
5201.100	Office Supplies General	2	-	-	-	-	-
5202.100	Operating Supplies General	3,988	100	85	100	100	100
5211.135	Utilities Water and Sewer	2,143	2,000	2,200	2,200	2,200	2,200
<b>Expenditure Grand Totals:</b>		<b>42,196</b>	<b>31,531</b>	<b>31,731</b>	<b>31,266</b>	<b>31,320</b>	<b>31,320</b>



# Town of Paradise

Budget Transaction Report  
2012/13 Budget

G/L Account	Transaction	Number of Units	Cost per Unit	Total Amount
<b>EXPENSES</b>				
Fund	<b>1010 - General Fund</b>			
Department	<b>40 - Community Development</b>			
Program	<b>4780 - CDD - Waste Management</b>			
Account	<b>5202.100 - Operating Supplies General</b>			
1010.40.4780.5202.100	Folders and Printer Supplies	1.00	100.00	100.00
		Transactions	1	\$100.00
	Account	<b>5202.100 - Operating Supplies General Totals</b>		
		Transactions	1	\$100.00
Account	<b>5211.135 - Utilities Water and Sewer</b>			
1010.40.4780.5211.135	Water Service	1.00	2,200.00	2,200.00
		Transactions	1	\$2,200.00
	Account	<b>5211.135 - Utilities Water and Sewer Totals</b>		
		Transactions	1	\$2,200.00

**TOWN OF PARADISE**  
**Fiscal Year 2012/13 Budget**

Account Number	Description	2011 Actual Amount	2012 Amended Budget	2012 Estimated Amount	2013 Department Requested	2013 Manager Recommend	2013 Council Adopted
<b>Fund: 2030 - Building Safety &amp; Waste Water Services</b>							
<b>Department: 40 - Community Development</b>							
<b>Program: 4730 - Building &amp; Onsite Inspections</b>							
<b>Expenditures</b>							
	5100 Personnel Services	638,194	486,220	493,325	521,819	534,775	534,775
	5200 Supplies and Services	57,635	67,489	63,389	41,588	41,588	41,588
	5300 Capital Outlay	-	-	-	-	-	-
	5500 Debt Service	57,777	51,977	52,425	10,107	10,107	10,107
Total Expenditures		753,607	605,686	609,139	573,514	586,470	586,470
<b>Revenues</b>							
	Service Fees	676,967	693,489	707,143	679,163	679,163	679,163
	Fines and Forfeitures	13,399	5,900	8,600	6,000	6,000	6,000
	Other	12,051	5,807	8,200	5,606	5,606	5,606
Total Revenues		702,418	705,196	723,943	690,769	690,769	690,769
Net Income		(51,189)	99,510	114,804	117,255	104,299	104,299
Transfers (In)		417,205	-	-	-	-	-
Transfers (Out)		(366,015)	(99,260)	(99,931)	(102,266)	(111,415)	(111,415)
Ending Fund Balance		-	250	14,873	29,862	7,757	7,757

**Fiscal Year 2012-2013 Personnel Allocation**

<b>Position/Title</b>	<b>Weekly Hours</b>	<b>Percent Allocated</b>	<b>Full Time Equiv</b>	<b>Allocated Wages &amp; Benefits</b>
Building Official/Fire Marshall	40	100%	1.00	95,872
Building Permit Tech.	36	100%	0.90	43,155
Onsite Official	40	100%	1.00	104,962
Assistant Onsite Official	40	100%	1.00	71,961
Environmental Specialist	40	100%	1.00	61,164
Community Development Director	40	38%	0.38	47,825
Assistant Planner	40	39%	0.39	24,819
Finance Director	40	3%	0.03	3,860
Finance Supervisor	40	2%	0.02	2,012
		<b>Total</b>	<b>5.72</b>	<b>455,630</b>

**Allocation to Other Programs**

Community Development Director	Planning 47%; Wst Mgt 12%; Transit 3%
Asst. Planner	Planning 30%; Eng 1%; Wst Mgt 22%; Gas Tax 2%; Transit 6%
Finance Director	Finance 90%; Gas Tax 3%; Transit 4%
Finance Supervisor	Finance 83%; Gas Tax 10%; Transit 5%

**TOWN OF PARADISE**  
**Fiscal Year 2012/13 Budget**

Account Number	Description	2011 Actual Amount	2012 Amended Budget	2012 Estimated Amount	2013 Department Requested	2013 Manager Recommend	2013 Council Adopted
<b>Fund:</b> 2030 - Building Safety & Waste Wtr Svcs							
<u>Revenues</u>							
<b>Department:</b> 40 - Community Development							
<b>Program:</b> 4730 - Building and Onsite Inspections							
3380.102	Local Government Revenue Fines and Citations	5,572	5,900	8,600	6,000	6,000	6,000
3380.103	Local Government Revenue Fines and Citations Fire	7,827	-	-	-	-	-
3401.301	CDD Building Plan Check Fees	53,325	55,000	54,455	56,000	56,000	56,000
3401.302	CDD Building Construction Review-Bldg Permit	145,154	167,000	166,397	165,000	165,000	165,000
3401.306	CDD Building Development Permit/DIF Est Req	76	76	76	76	76	76
3401.307	CDD Building Design Review Application	64	150	64	64	64	64
3401.320	CDD Building Permit Valuation Surcharge	290	245	300	49	49	49
3404.116	Onsite Land Use Review	2,847	4,500	5,343	4,500	4,500	4,500
3404.117	Onsite Repairs to Maintain Existing Use	51,210	55,000	62,894	47,000	47,000	47,000
3404.118	Onsite New Installation Standard System	4,720	2,400	1,248	1,500	1,500	1,500
3404.119	Onsite Permit: Alteration/Expanded Use	1,448	1,500	1,086	1,000	1,000	1,000
3404.120	Onsite Review for Land Division	1,597	1,200	575	575	575	575
3404.123	Onsite Hourly Service Fee	-	113	113	-	-	-
3404.125	Onsite Escrow Clearance	23,872	25,000	28,088	25,000	25,000	25,000
3404.126	Onsite Building Permit Clearance	4,096	4,500	4,586	4,000	4,000	4,000
3404.127	Onsite Operating Permit/Annual	361,780	360,900	360,900	360,900	360,900	360,900
3404.128	Onsite Construct Install Permit Renewal	240	240	661	240	240	240
3404.130	Onsite Water Well Clearance	80	-	80	-	-	-
3404.137	Onsite Alternative Systems Review	703	3,032	3,735	2,400	2,400	2,400
3404.138	Onsite Abandonment of Septic System	819	700	936	819	819	819
3404.150	Onsite Annual Evaluator License Fee	928	160	192	400	400	400
3410.150	Administrative Services Late Fees	20	15	77	-	-	-
3422.337	Fire Code Enforcement Inspection	21,173	7,000	11,387	8,000	8,000	8,000
3422.339	Fire State Licensed Fire Inspection	1,180	-	200	140	140	140
3422.368	Fire Permit Fees	1,365	4,500	3,354	1,500	1,500	1,500
3422.369	Fire Plan Review	-	117	317	-	-	-
3422.371	Fire Inspections	-	156	156	-	-	-
3610.150	Interest Revenue Interfund Loans	10,534	5,792	8,123	5,606	5,606	5,606



**TOWN OF PARADISE**  
**Fiscal Year 2012/13 Budget**

Account Number	Description	2011 Actual Amount	2012 Amended Budget	2012 Estimated Amount	2013 Department Requested	2013 Manager Recommend	2013 Council Adopted
3902.100	Miscellaneous Revenue General	58	-	-	-	-	-
3910.010	Transfers In From General Fund	87,076	-	-	-	-	-
3910.030	Transfers In From Development Services Fund	231,763	-	-	-	-	-
3910.050	Transfers In From Onsite Wastewater Fund	98,365	-	-	-	-	-
3930.700	Proceeds Long Term Debt Capital Lease Proceeds	1,440	-	-	-	-	-
<b>Revenues Total</b>		<b>1,119,623</b>	<b>705,196</b>	<b>723,943</b>	<b>690,769</b>	<b>690,769</b>	<b>690,769</b>

Expenditures

**Department:** 40 - Community Development

**Program:** 4730 - Building and Onsite Inspections

5101	Salaries - Permanent	413,584	268,847	278,703	306,360	312,424	312,424
5102	Salaries - Temporary	11,319	7,944	10,206	5,000	5,000	5,000
5104	Wages - PS Holiday Pay	727	-	-	-	-	-
5105	Salaries - Overtime/FLSA	1,002	-	-	-	-	-
5106.100	Incentives & Admin Leave Administrative Leave	8,914	8,581	8,724	10,367	10,577	10,577
5106.200	Incentives & Admin Leave Gym Reimbursement	-	68	68	122	140	140
5107	Car Allowance/Mileage	540	560	534	880	984	984
5109.100	Allowances Uniform Allowance	882	-	-	-	-	-
5109.101	Allowances Boot Allowance	-	318	318	300	300	300
5111	Medicare	6,026	4,253	4,461	4,682	4,775	4,775
5112.101	Retirement Contribution PERS	48,406	28,656	29,422	34,656	35,501	35,501
5113	Worker's Compensation	16,853	18,107	18,106	18,593	23,065	23,065
5114.101	Health Insurance M. D. & V.	98,048	54,392	60,181	67,167	68,223	68,223
5115	Unemployment Compensation	3,687	30,732	30,732	14,961	15,000	15,000
5116.101	Life and Disability Insurance Life & Disab.	4,597	2,713	2,860	3,241	3,296	3,296
5119.100	Retiree Costs Medical Insurance	23,609	53,966	41,367	55,490	55,490	55,490
5122	Accrual Bank Payoff	-	7,083	7,643	-	-	-
5201.100	Office Supplies General	598	400	200	300	300	300
5202.100	Operating Supplies General	2,658	2,500	1,000	1,000	1,000	1,000
5203.100	Repairs and Maint Supplies General	78	250	50	100	100	100
5204	Subscriptions and Code Books	2,416	1,700	600	600	600	600

**TOWN OF PARADISE  
Fiscal Year 2012/13 Budget**

Account Number	Description	2011 Actual Amount	2012 Amended Budget	2012 Estimated Amount	2013 Department Requested	2013 Manager Recommend	2013 Council Adopted
5209.101	Auto Fuel Expense Town Vehicles	3,519	3,500	4,038	3,700	3,700	3,700
5210.100	Postage General	1,825	1,800	1,800	1,800	1,800	1,800
5213.100	Professional/Contract Services General	21,831	35,500	35,390	11,000	11,000	11,000
5214.100	Repair and Maint Service General	17,009	17,616	16,748	19,888	19,888	19,888
5216.100	Communications General Services	2,133	1,900	2,155	2,200	2,200	2,200
5218.100	Advertising General	515	473	694	-	-	-
5219.100	Printing General	388	250	-	-	-	-
5220.100	Employee Development General	4,618	1,500	638	1,000	1,000	1,000
5220.110	Employee Development Education Reimb MOU	-	-	37	-	-	-
5223.105	Meals and Refreshments Emergencies and Meetings	47	100	39	-	-	-
5501	Debt Service Payment - Principal	57,777	51,977	52,425	10,107	10,107	10,107
5910.010	Transfers Out To General Fund	134,520	99,260	99,931	102,266	111,415	111,415
5910.030	Transfers Out To Development Services Fund	231,495	-	-	-	-	-
<b>Expenditures Total</b>		<b>1,119,623</b>	<b>704,946</b>	<b>709,070</b>	<b>675,780</b>	<b>697,885</b>	<b>697,885</b>
<b>Fund Net</b>	<b>Total: 2030 - Building Safety &amp; Waste Wtr Svcs</b>	<b>-</b>	<b>250</b>	<b>14,873</b>	<b>14,989</b>	<b>(7,116)</b>	<b>(7,116)</b>
<b>Ending Fund Balance</b>		<b>-</b>	<b>250</b>	<b>14,873</b>	<b>29,862</b>	<b>7,757</b>	<b>7,757</b>



# Town of Paradise

Budget Transaction Report

2012/13 Budget

G/L Account	Transaction	Number of Units	Cost per Unit	Total Amount
<b>EXPENSES</b>				
Fund	<b>2030 - Building Safety &amp; Waste Wtr Svcs</b>			
Department	<b>40 - Community Development</b>			
Program	<b>4730 - Building and Onsite Inspections</b>			
Account	<b>5119.100 - Retiree Costs Medical Insurance</b>			
2030.40.4730.5119.100	Retiree Health Benefits	1.00	55,490.00	55,490.00
	Account <b>5119.100 - Retiree Costs Medical Insurance Totals</b>	Transactions	1	\$55,490.00
Account	<b>5201.100 - Office Supplies General</b>			
2030.40.4730.5201.100	Pens, Binders, Calendars	1.00	300.00	300.00
	Account <b>5201.100 - Office Supplies General Totals</b>	Transactions	1	\$300.00
Account	<b>5202.100 - Operating Supplies General</b>			
2030.40.4730.5202.100	Field Test Kits and Chemicals	1.00	200.00	200.00
2030.40.4730.5202.100	Printer Cartridges and Folders	1.00	300.00	300.00
2030.40.4730.5202.100	Safety Equipment, Spill Prevention Supplies, PPE	1.00	300.00	300.00
2030.40.4730.5202.100	Tapes, Levels and Small Tools	1.00	200.00	200.00
	Account <b>5202.100 - Operating Supplies General Totals</b>	Transactions	4	\$1,000.00
Account	<b>5203.100 - Repairs and Maint Supplies General</b>			
2030.40.4730.5203.100	Misc. Equipment Repair and Maint. Supplies	1.00	100.00	100.00
	Account <b>5203.100 - Repairs and Maint Supplies General Totals</b>	Transactions	1	\$100.00
Account	<b>5204 - Subscriptions and Code Books</b>			
2030.40.4730.5204	Subscriptions and Code Books	1.00	600.00	600.00
	Account <b>5204 - Subscriptions and Code Books Totals</b>	Transactions	1	\$600.00
Account	<b>5209.101 - Auto Fuel Expense Town Vehicles</b>			
2030.40.4730.5209.101	Fuel - Town Vehicles	1.00	3,700.00	3,700.00
	Account <b>5209.101 - Auto Fuel Expense Town Vehicles Totals</b>	Transactions	1	\$3,700.00
Account	<b>5210.100 - Postage General</b>			
2030.40.4730.5210.100	General Postage	1.00	1,800.00	1,800.00
	Account <b>5210.100 - Postage General Totals</b>	Transactions	1	\$1,800.00
Account	<b>5213.100 - Professional/Contract Services General</b>			
2030.40.4730.5213.100	General Contract Services	1.00	1,000.00	1,000.00
2030.40.4730.5213.100	Lab Samples - Groundwater	1.00	4,000.00	4,000.00
2030.40.4730.5213.100	Lab Samples - Surface Water	1.00	6,000.00	6,000.00
	Account <b>5213.100 - Professional/Contract Services General Totals</b>	Transactions	3	\$11,000.00
Account	<b>5214.100 - Repair and Maint Service General</b>			
2030.40.4730.5214.100	Accela Annual Maintenance Agreement	1.00	19,888.00	19,888.00
	Account <b>5214.100 - Repair and Maint Service General Totals</b>	Transactions	1	\$19,888.00



# Town of Paradise

## Budget Transaction Report

2012/13 Budget

G/L Account	Transaction	Number of Units	Cost per Unit	Total Amount
Account <b>5216.100 - Communications General Services</b>				
2030.40.4730.5216.100	Cell Phone Service	1.00	2,200.00	2,200.00
		Transactions	1	\$2,200.00
	Account <b>5216.100 - Communications General Services Totals</b>			
Account <b>5220.100 - Employee Development General</b>				
2030.40.4730.5220.100	COWA Membership	1.00	300.00	300.00
2030.40.4730.5220.100	Seminars/Training	1.00	700.00	700.00
		Transactions	2	\$1,000.00
	Account <b>5220.100 - Employee Development General Totals</b>			
Account <b>5501 - Debt Service Payment - Principal</b>				
2030.40.4730.5501	(N) WestAm 28-3430; Accela Implent/Maint - Yr 5 of 5	1.00	9,720.00	9,720.00
2030.40.4730.5501	(O) WestAm Computers (2) - Yr 3 of 4	1.00	387.00	387.00
		Transactions	2	\$10,107.00
	Account <b>5501 - Debt Service Payment - Principal Totals</b>			
Account <b>5910.010 - Transfers Out To General Fund</b>				
2030.40.4730.5910.010	Transfer for Central Service Costs	1.00	74,838.00	74,838.00
2030.40.4730.5910.010	Transfer for POB Payment	1.00	36,577.00	36,577.00

**TOWN OF PARADISE**  
**Fiscal Year 2012/13 Budget**

Account Number	Description	2011 Actual Amount	2012 Amended Budget	2012 Estimated Amount	2013 Department Requested	2013 Manager Recommend	2013 Council Adopted
<b>Fund: 2215 - AVA Abandoned Vehicle Abatement</b>							
<b>Department: 40 - Community Development</b>							
<b>Program: 4735 - CDD Vehicle Abate Code Enforce</b>							
<b>Expenditures</b>							
	5100 Personnel Services	8,833	6,852	1,248	-	-	-
	5200 Supplies and Services	276	475	93	105	105	105
	5300 Capital Outlay	-	-	-	-	-	-
	5500 Debt Service	-	-	-	-	-	-
Total Expenditures		9,109	7,327	1,341	105	105	105
<b>Revenues</b>							
	Service Fees	-	-	-	-	-	-
	Fines and Forfeitures	-	-	-	-	-	-
	Other	24,552	10,012	24,058	24,013	24,058	24,058
Total Revenues		24,552	10,012	24,058	24,013	24,058	24,058
Net Income		15,443	2,685	22,717	23,908	23,953	23,953
Transfers In		-	-	-	-	-	-
Transfers (Out)		-	(7,955)	(4,715)	(5,000)	(5,000)	(5,000)
Ending Fund Balance		15,178	9,908	33,180	52,088	52,133	52,133

**TOWN OF PARADISE  
Fiscal Year 2012/13 Budget**

Account Number	Description	2011 Actual Amount	2012 Amended Budget	2012 Estimated Amount	2013 Department Requested	2013 Manager Recommend	2013 Council Adopted
<b>Fund: 2215 - AVA Abandoned Vehicle Abatement</b>							
<u>Revenues</u>							
<b>Department: 40 - Community Development</b>							
<b>Program: 0000 - Non Program Activity</b>							
3345.007	State Revenues - Other Abandoned Vehicle	24,314.57	10,000.00	24,000.00	24,000.00	24,000.00	24,000.00
3610.100	Interest Revenue Investments	237.31	12.00	58.00	13.00	58.00	58.00
<b>Revenues Total</b>		<b>24,551.88</b>	<b>10,012.00</b>	<b>24,058.00</b>	<b>24,013.00</b>	<b>24,058.00</b>	<b>24,058.00</b>
<u>Expenditures</u>							
<b>Department: 40 - Community Development</b>							
<b>Program: 4735 - CDD Vehicle Abate Code Enforce</b>							
5101	Salaries - Permanent	7,096	5,411	898	-	-	-
5106.100	Incentives & Admin Leave Administrative Leave	91	95	-	-	-	-
5107	Car Allowance/Mileage	-	74	8	-	-	-
5111	Medicare	105	72	15	-	-	-
5112.101	Retirement Contribution PERS	462	467	34	-	-	-
5113	Worker's Compensation	184	117	146	-	-	-
5114.101	Health Insurance M. D. & V.	832	572	136	-	-	-
5116.101	Life and Disability Insurance Life & Disab.	63	44	11	-	-	-
5201.100	Office Supplies General	62	150	-	-	-	-
5202.100	Operating Supplies General	78	150	-	-	-	-
5210.100	Postage General	15	50	8	15	15	15
5213.100	Professional/Contract Services General	75	-	-	-	-	-
5216.100	Communications General Services	45	50	85	90	90	90
5220.100	Employee Development General	-	75	-	-	-	-
5910.010	Transfers Out To General Fund	-	7,955	4,715	5,000	5,000	5,000
<b>Expenditures Total</b>		<b>9,109</b>	<b>15,282</b>	<b>6,056</b>	<b>5,105</b>	<b>5,105</b>	<b>5,105</b>
<b>Fund Net</b>	<b>Total: 2215 - AVA Abandoned Vehicle Abatement</b>	<b>15,443</b>	<b>(5,270)</b>	<b>18,002</b>	<b>18,908</b>	<b>18,953</b>	<b>18,953</b>
<b>Ending Fund Balance</b>		<b>15,178</b>	<b>9,908</b>	<b>33,180</b>	<b>52,088</b>	<b>52,133</b>	<b>52,133</b>



# Town of Paradise

Budget Transaction Report  
2012/13 Budget

G/L Account	Transaction	Number of Units	Cost per Unit	Total Amount
<b>EXPENSES</b>				
Fund	<b>2215 - AVA Abandoned Vehicle Abatement</b>			
Department	<b>40 - Community Development</b>			
Program	<b>4735 - CDD Vehicle Abate Code Enforce</b>			
Account	<b>5210.100 - Postage General</b>			
2215.40.4735.5210.100	Postage - General	1.00	15.00	15.00
		Transactions	1	\$15.00
		Account <b>5210.100 - Postage General Totals</b>		
Account	<b>5216.100 - Communications General Services</b>			
2215.40.4735.5216.100	Cell Phone Service	1.00	90.00	90.00
		Transactions	1	\$90.00
		Account <b>5216.100 - Communications General Services Totals</b>		
Account	<b>5910.010 - Transfers Out To General Fund</b>			
2215.40.4735.5910.010	Transfer for AVA Activity	1.00	5,000.00	5,000.00
		Transactions	1	\$5,000.00
		Account <b>5910.010 - Transfers Out To General Fund Totals</b>		

FY 2012/2013

## Public Works

Engineering, Paradise Community Park, Public Facilities,  
GasTax/Streets Maintenance and Transit Operations



**TOWN OF PARADISE**  
**Fiscal Year 2012/13 Budget**

Account Number	Description	2011 Actual Amount	2012 Amended Budget	2012 Estimated Amount	2013 Department Requested	2013 Manager Recommend	2013 Council Adopted
<b>Fund: 1010 - General Fund</b>							
<b>Department: 45 - Public Works</b>							
<b>Program: 4740 - Public Works - Engineering</b>							
<b>Expenditures</b>							
	5100 Personnel Services	201,301	49,913	52,133	94,636	28,362	28,362
	5200 Supplies and Services	56,384	27,238	27,220	74,503	36,143	36,143
	5300 Capital Outlay	2,399	-	-	17,000	-	-
	5500 Debt Service	17,737	13,451	13,546	2,470	2,470	2,470
Total Expenditures		277,821	90,602	92,899	188,609	66,975	66,975
<b>Revenues</b>							
	Service Fees						
	Fines and Forfeitures						
	Other						
Total Revenues		-	-	-	-	-	-
Net General Fund Support		277,821	90,602	92,899	188,609	66,975	66,975

**Fiscal Year 2012-2013 Personnel Allocation**

<b>Position/Title</b>	<b>Weekly Hours</b>	<b>Percent Allocated</b>	<b>Full Time Equiv</b>	<b>Allocated Wages &amp; Benefits</b>
Assoc. Engineer (11/01/12)	40	9%	0.09	6,012
Construction Inspector	40	15%	0.15	8,614
Assistant Planner	40	1%	0.01	636
		<b>Total</b>	<b>0.25</b>	<b>15,262</b>

**Allocation to Other Programs**


Assoc. Engineer (11/01/12)	Gas Tax 91%
Construction Inspector	Gas Tax 85%
Assistant Planner	Planning 30%; Wst Mgmt 22%; BSWWS 39%; Gas Tax 2%; Transit 6%

**TOWN OF PARADISE**  
**Fiscal Year 2012/13 Budget**

Account Number	Description	2011 Actual Amount	2012 Amended Budget	2012 Estimated Amount	2013 Department Requested	2013 Manager Recommend	2013 Council Adopted
<b>Fund: 1010 - General Fund</b>							
<u>Expenditures</u>							
<b>Department: 45 - Public Works</b>							
<b>Program: 4740 - Public Works - Engineering</b>							
5101	Salaries - Permanent	140,478	18,643	21,982	59,160	11,054	11,054
5105	Salaries - Overtime/FLSA	1,737	255	255	-	-	-
5106.100	Incentives & Admin Leave Administrative Leave	5,021	288	166	1,891	183	183
5106.200	Incentives & Admin Leave Gym Reimbursement	-	11	11	11	4	4
5107	Car Allowance/Mileage	1,342	120	156	-	-	-
5109.101	Allowances Boot Allowance	90	96	-	96	45	45
5111	Medicare	2,198	480	464	887	164	164
5112.101	Retirement Contribution PERS	15,946	2,032	2,301	6,522	1,080	1,080
5113	Worker's Compensation	5,836	5,125	5,125	2,689	967	967
5114.101	Health Insurance M. D. & V.	16,192	2,957	1,743	9,844	1,808	1,808
5116.101	Life and Disability Insurance Life & Disab.	1,233	208	186	600	121	121
5119.100	Retiree Costs Medical Insurance	11,227	12,674	12,720	12,936	12,936	12,936
5122	Accrual Bank Payoff	-	7,024	7,024	-	-	-
5201.100	Office Supplies General	494	300	50	700	200	200
5202.100	Operating Supplies General	1,393	1,200	790	2,150	850	850
5203.100	Repairs and Maint Supplies General	348	250	-	400	100	100
5204	Subscriptions and Code Books	-	-	-	300	-	-
5209.101	Auto Fuel Expense Town Vehicles	1,507	500	-	2,000	-	-
5209.105	Auto Fuel Expense Employee Personal Vehicle Use	47	-	-	300	-	-
5210.100	Postage General	199	150	100	300	150	150
5213.100	Professional/Contract Services General	6,718	17,500	20,862	53,000	26,400	26,400
5214.100	Repair and Maint Service General	6,582	6,500	5,000	11,902	6,542	6,542
5215.100	Rents and Leases Miscellaneous	-	-	-	100	-	-
5215.106	Rents and Leases Copiers	-	-	-	100	-	-
5216.100	Communications General Services	770	10	10	1,200	600	600
5218.100	Advertising General	40	367	367	300	400	400
5219.100	Printing General	91	100	-	400	100	100
5220.100	Employee Development General	1,010	350	30	950	750	750

**TOWN OF PARADISE  
Fiscal Year 2012/13 Budget**

<b>Account Number</b>	<b>Description</b>	<b>2011 Actual Amount</b>	<b>2012 Amended Budget</b>	<b>2012 Estimated Amount</b>	<b>2013 Department Requested</b>	<b>2013 Manager Recommend</b>	<b>2013 Council Adopted</b>
5220.110	Employee Development Education Reimb MOU	-	-	-	300	-	-
5223.105	Meals and Refreshments Emergencies and Meetings	-	11	11	100	50	50
5260	Miscellaneous	37,185	-	-	1	1	1
5304	Furniture & Equipment	2,399	-	-	17,000	-	-
5501	Debt Service Payment - Principal	17,737	13,451	13,546	2,470	2,470	2,470
<b>Expenditure Grand Totals:</b>		<b>277,821</b>	<b>90,602</b>	<b>92,899</b>	<b>188,609</b>	<b>66,975</b>	<b>66,975</b>




# Town of Paradise

Budget Transaction Report

2012/13 Budget

G/L Account	Transaction	Number of Units	Cost per Unit	Total Amount
<b>EXPENSES</b>				
Fund	<b>1010 - General Fund</b>			
Department	<b>45 - Public Works</b>			
Program	<b>4740 - Public Works - Engineering</b>			
Account	<b>5119.100 - Retiree Costs Medical Insurance</b>			
1010.45.4740.5119.100	Retiree Health Benefits	1.00	12,936.00	12,936.00
	Account <b>5119.100 - Retiree Costs Medical Insurance Totals</b>	Transactions	1	\$12,936.00
Account	<b>5201.100 - Office Supplies General</b>			
1010.45.4740.5201.100	Pens and Other Office supplies	1.00	200.00	200.00
	Account <b>5201.100 - Office Supplies General Totals</b>	Transactions	1	\$200.00
Account	<b>5202.100 - Operating Supplies General</b>			
1010.45.4740.5202.100	Binders, Shelving and Files	1.00	150.00	150.00
1010.45.4740.5202.100	Field supplies/tapes and levels	1.00	300.00	300.00
1010.45.4740.5202.100	Plotter supplies	1.00	200.00	200.00
1010.45.4740.5202.100	Safety Gear/Vests/Jackets	1.00	200.00	200.00
	Account <b>5202.100 - Operating Supplies General Totals</b>	Transactions	4	\$850.00
Account	<b>5203.100 - Repairs and Maint Supplies General</b>			
1010.45.4740.5203.100	Repairs and Maintenance	1.00	100.00	100.00
	Account <b>5203.100 - Repairs and Maint Supplies General Totals</b>	Transactions	1	\$100.00
Account	<b>5210.100 - Postage General</b>			
1010.45.4740.5210.100	General Postage	1.00	150.00	150.00
	Account <b>5210.100 - Postage General Totals</b>	Transactions	1	\$150.00
Account	<b>5213.100 - Professional/Contract Services General</b>			
1010.45.4740.5213.100	Contract Engineering - Rolls Anderson	1.00	2,000.00	2,000.00
1010.45.4740.5213.100	Contract Services - Lumos	1.00	10,000.00	10,000.00
1010.45.4740.5213.100	Contract Surveying - Riotto	1.00	4,200.00	4,200.00
1010.45.4740.5213.100	Drug Testing	1.00	200.00	200.00
1010.45.4740.5213.100	Wastewater Project	1.00	10,000.00	10,000.00
	Account <b>5213.100 - Professional/Contract Services General Totals</b>	Transactions	5	\$26,400.00
Account	<b>5214.100 - Repair and Maint Service General</b>			
1010.45.4740.5214.100	Acella Maintenance Contract	1.00	3,402.00	3,402.00
1010.45.4740.5214.100	AutoCAD Subscription Renewal	1.00	1,100.00	1,100.00
1010.45.4740.5214.100	Generator Permit	1.00	240.00	240.00
1010.45.4740.5214.100	Pavement Management Software License	1.00	800.00	800.00
1010.45.4740.5214.100	Plotter/Scanner Service	1.00	500.00	500.00



# Town of Paradise

## Budget Transaction Report

2012/13 Budget

G/L Account	Transaction		Number of Units	Cost per Unit	Total Amount
1010.45.4740.5214.100	Radio System Maintenance		1.00	500.00	500.00
		Account <b>5214.100 - Repair and Maint Service General Totals</b>	Transactions	6	\$6,542.00
		Account <b>5216.100 - Communications General Services</b>			
1010.45.4740.5216.100	Construction Inspector cell phone		1.00	600.00	600.00
		Account <b>5216.100 - Communications General Services Totals</b>	Transactions	1	\$600.00
		Account <b>5218.100 - Advertising General</b>			
1010.45.4740.5218.100	Advertising General		1.00	400.00	400.00
		Account <b>5218.100 - Advertising General Totals</b>	Transactions	1	\$400.00
		Account <b>5219.100 - Printing General</b>			
1010.45.4740.5219.100	General Printing		1.00	100.00	100.00
		Account <b>5219.100 - Printing General Totals</b>	Transactions	1	\$100.00
		Account <b>5220.100 - Employee Development General</b>			
1010.45.4740.5220.100	Maintenance Superintendents Association Dues		1.00	250.00	250.00
1010.45.4740.5220.100	Training Classes/Travel		1.00	500.00	500.00
		Account <b>5220.100 - Employee Development General Totals</b>	Transactions	2	\$750.00
		Account <b>5223.105 - Meals and Refreshments Emergencies and Meetings</b>			
1010.45.4740.5223.105	Meals		1.00	50.00	50.00
		Account <b>5223.105 - Meals and Refreshments Emergencies and Meetings Totals</b>	Transactions	1	\$50.00
		Account <b>5260 - Miscellaneous</b>			
1010.45.4740.5260	Misc		1.00	1.00	1.00
		Account <b>5260 - Miscellaneous Totals</b>	Transactions	1	\$1.00
		Account <b>5501 - Debt Service Payment - Principal</b>			
1010.45.4740.5501	(N) WestAm 28-3430: Accela Implent/Maint - Yr 5 of 5		1.00	2,083.00	2,083.00
1010.45.4740.5501	(O) WestAm Computers (2) - Yr 3 of 4		1.00	387.00	387.00
		Account <b>5501 - Debt Service Payment - Principal Totals</b>	Transactions	2	\$2,470.00

**TOWN OF PARADISE  
Fiscal Year 2012/13 Budget**

Account Number	Description	2011 Actual Amount	2012 Amended Budget	2012 Estimated Amount	2013 Department Requested	2013 Manager Recommend	2013 Council Adopted
<b>Fund:</b> 1010 - General Fund							
<b>Department:</b> 45 - Public Works							
<b>Program:</b> 4745 - Paradise Community Park							
<b>Expenditures</b>							
5100	Personnel Services	25,968	24,908	23,774	25,328	10,357	10,357
5200	Supplies and Services	10,324	10,214	9,034	16,450	10,240	10,240
5300	Capital Outlay	-	4,500	3,000	3,100	2,800	2,800
5500	Debt Service	-	-	-	-	-	-
Total Expenditures		36,292	39,622	35,808	44,878	23,397	23,397
<b>Revenues</b>							
	Service Fees						
	Fines and Forfeitures						
	Other						
Total Revenues		-	-	-	-	-	-
Net General Fund Support		36,292	39,622	35,808	44,878	23,397	23,397


**Fiscal Year 2012-2013 Personnel Allocation**

Position/Title	Weekly Hours	Percent Allocated	Full Time Equiv	Allocated Wages & Benefits
PW Maint. Worker I	40	20%	0.20	10,178
		Total	0.20	10,178
<b>Allocation to Other Programs</b>				
PW Maint. Worker I	Gas Tax 80%			

**TOWN OF PARADISE**  
**Fiscal Year 2012/13 Budget**

Account Number	Description	2011 Actual Amount	2012 Amended Budget	2012 Estimated Amount	2013 Department Requested	2013 Manager Recommend	2013 Council Adopted
<b>Fund: 1010 - General Fund</b>							
<u>Expenditures</u>							
<b>Department: 45 - Public Works</b>							
<b>Program: 4745 - Paradise Community Park</b>							
5101	Salaries - Permanent	18,824	18,117	17,145	18,286	7,314	7,314
5105	Salaries - Overtime/FLSA	294	21	73	-	-	-
5109.100	Allowances Uniform Allowance	-	150	-	150	60	60
5111	Medicare	278	164	318	267	107	107
5112.101	Retirement Contribution PERS	1,816	1,869	1,661	2,029	812	812
5113	Worker's Compensation	1,468	1,765	1,766	1,762	930	930
5114.101	Health Insurance M. D. & V.	3,083	2,602	2,602	2,602	1,041	1,041
5116.101	Life and Disability Insurance Life & Disab.	206	220	209	232	93	93
5201.100	Office Supplies General	-	-	-	100	-	-
5202.100	Operating Supplies General	1,580	1,600	2,210	3,850	2,050	2,050
5203.100	Repairs and Maint Supplies General	1,226	1,300	1,000	1,200	1,200	1,200
5211.135	Utilities Water and Sewer	2,345	2,370	2,390	2,500	2,500	2,500
5211.137	Utilities Electric and Gas	2,157	2,260	2,250	2,300	2,300	2,300
5213.100	Professional/Contract Services General	204	-	-	2,000	-	-
5214.100	Repair and Maint Service General	2,264	2,500	1,000	3,500	2,000	2,000
5216.100	Communications General Services	183	184	184	100	190	190
5218.100	Advertising General	200	-	-	300	-	-
5219.100	Printing General	-	-	-	100	-	-
5223.101	Meals and Refreshments Employee Meals-MOU	165	-	-	-	-	-
5260	Miscellaneous	-	-	-	500	-	-
5304	Furniture & Equipment	-	4,500	3,000	3,100	2,800	2,800
<b>Expenditure Grand Totals:</b>		<b>36,292</b>	<b>39,622</b>	<b>35,808</b>	<b>44,878</b>	<b>23,397</b>	<b>23,397</b>





# Town of Paradise

Budget Transaction Report

2012/13 Budget

G/L Account	Transaction	Number of Units	Cost per Unit	Total Amount
<b>EXPENSES</b>				
Fund	<b>1010 - General Fund</b>			
Department	<b>45 - Public Works</b>			
Program	<b>4745 - Paradise Community Park</b>			
Account	<b>5202.100 - Operating Supplies General</b>			
1010.45.4745.5202.100	Doggie bags	1.00	400.00	400.00
1010.45.4745.5202.100	Fertilizer	1.00	700.00	700.00
1010.45.4745.5202.100	Herbicide	1.00	100.00	100.00
1010.45.4745.5202.100	Lighting	1.00	100.00	100.00
1010.45.4745.5202.100	Plants	1.00	200.00	200.00
1010.45.4745.5202.100	Restroom supplies	1.00	400.00	400.00
1010.45.4745.5202.100	Seed	1.00	100.00	100.00
1010.45.4745.5202.100	Vandalism Removal	1.00	50.00	50.00
	Account <b>5202.100 - Operating Supplies General Totals</b>	Transactions	8	<u>\$2,050.00</u>
Account	<b>5203.100 - Repairs and Maint Supplies General</b>			
1010.45.4745.5203.100	Electrical Repairs	1.00	300.00	300.00
1010.45.4745.5203.100	Paint	1.00	100.00	100.00
1010.45.4745.5203.100	Plumbing/Septic parts	1.00	500.00	500.00
1010.45.4745.5203.100	Sprinkler Parts	1.00	300.00	300.00
	Account <b>5203.100 - Repairs and Maint Supplies General Totals</b>	Transactions	4	<u>\$1,200.00</u>
Account	<b>5211.135 - Utilities Water and Sewer</b>			
1010.45.4745.5211.135	Water	1.00	2,500.00	2,500.00
	Account <b>5211.135 - Utilities Water and Sewer Totals</b>	Transactions	1	<u>\$2,500.00</u>
Account	<b>5211.137 - Utilities Electric and Gas</b>			
1010.45.4745.5211.137	Electric Service	1.00	2,300.00	2,300.00
	Account <b>5211.137 - Utilities Electric and Gas Totals</b>	Transactions	1	<u>\$2,300.00</u>
Account	<b>5214.100 - Repair and Maint Service General</b>			
1010.45.4745.5214.100	Electrical	1.00	500.00	500.00
1010.45.4745.5214.100	Plumbing	1.00	1,000.00	1,000.00
1010.45.4745.5214.100	Septic	1.00	500.00	500.00
	Account <b>5214.100 - Repair and Maint Service General Totals</b>	Transactions	3	<u>\$2,000.00</u>
Account	<b>5216.100 - Communications General Services</b>			
1010.45.4745.5216.100	Septic Alarm	1.00	190.00	190.00
	Account <b>5216.100 - Communications General Services Totals</b>	Transactions	1	<u>\$190.00</u>
Account	<b>5304 - Furniture &amp; Equipment</b>			



# Town of Paradise

Budget Transaction Report  
2012/13 Budget


G/L Account	Transaction	Number of Units	Cost per Unit	Total Amount
1010.45.4745.5304	Additional Surveillance System	1.00	2,000.00	2,000.00
1010.45.4745.5304	Playground Equipment	1.00	500.00	500.00
1010.45.4745.5304	Power Edger	1.00	300.00	300.00
Account <b>5304 - Furniture &amp; Equipment</b> Totals		Transactions	3	<u>\$2,800.00</u>

**TOWN OF PARADISE**  
**Fiscal Year 2012/13 Budget**

Account Number	Description	2011 Actual Amount	2012 Amended Budget	2012 Estimated Amount	2013 Department Requested	2013 Manager Recommend	2013 Council Adopted
<b>Fund: 1010 - General Fund</b>							
<b>Department: 45 - Public Works</b>							
<b>Program: 4747 - Public Facilities</b>							
<b>Expenditures</b>							
	5100 Personnel Services	-	-	-	-	-	-
	5200 Supplies and Services	4,097	4,500	4,100	6,400	6,400	6,400
	5300 Capital Outlay	-	-	-	-	-	-
	5500 Debt Service	-	-	-	-	-	-
Total Expenditures		4,097	4,500	4,100	6,400	6,400	6,400
<b>Revenues</b>							
	Service Fees						
	Fines and Forfeitures						
	Other						
Total Revenues		-	-	-	-	-	-
Net General Fund Support		4,097	4,500	4,100	6,400	6,400	6,400

**TOWN OF PARADISE**  
**Fiscal Year 2012/13 Budget**

Account Number	Description	2011 Actual Amount	2012 Amended Budget	2012 Estimated Amount	2013 Department Requested	2013 Manager Recommend	2013 Council Adopted
<b>Fund:</b> 1010 - General Fund							
<u>Expenditures</u>							
<b>Department:</b> 45 - Public Works							
<b>Program:</b> 4747 - Public Facilities							
5203.100	Repairs and Maint Supplies General	151	600	500	2,400	2,400	2,400
5211.135	Utilities Water and Sewer	3,802	3,900	3,600	4,000	4,000	4,000
5211.137	Utilities Electric and Gas	4	-	-	-	-	-
5214.100	Repair and Maint Service General	140	-	-	-	-	-
<b>Expenditure Grand Totals:</b>		<b>4,097</b>	<b>4,500</b>	<b>4,100</b>	<b>6,400</b>	<b>6,400</b>	<b>6,400</b>



# Town of Paradise

Budget Transaction Report  
2012/13 Budget

G/L Account	Transaction	Number of Units	Cost per Unit	Total Amount
<b>EXPENSES</b>				
Fund	<b>1010 - General Fund</b>			
Department	<b>45 - Public Works</b>			
Program	<b>4747 - Public Facilities</b>			
Account	<b>5203.100 - Repairs and Maint Supplies General</b>			
1010.45.4747.5203.100	Bark/Mulch/Soil	1.00	600.00	600.00
1010.45.4747.5203.100	Fertilizer/Herbicide	1.00	200.00	200.00
1010.45.4747.5203.100	Irrigation Backflow Covers	1.00	300.00	300.00
1010.45.4747.5203.100	Paint	1.00	100.00	100.00
1010.45.4747.5203.100	Plants/Trees	1.00	1,000.00	1,000.00
1010.45.4747.5203.100	Sprinkler Parts	1.00	200.00	200.00
	Account <b>5203.100 - Repairs and Maint Supplies General Totals</b>	Transactions	6	\$2,400.00
Account	<b>5211.135 - Utilities Water and Sewer</b>			
1010.45.4747.5211.135	Water	1.00	4,000.00	4,000.00
	Account <b>5211.135 - Utilities Water and Sewer Totals</b>	Transactions	1	\$4,000.00

**TOWN OF PARADISE**  
**Fiscal Year 2012/13 Budget**

Account Number	Description	2011 Actual Amount	2012 Amended Budget	2012 Estimated Amount	2013 Department Requested	2013 Manager Recommend	2013 Council Adopted
<b>Fund: 2120 - State Gas Tax</b>							
<b>Department: 45 - Public Works</b>							
<b>Program: 4750 - Public Works - Streets Maint.</b>							
<b>Expenditures</b>							
	5100 Personnel Services	592,104	533,492	534,268	536,971	620,990	620,990
	5200 Supplies and Services	242,678	511,630	251,225	470,055	473,510	473,510
	5300 Capital Outlay	-	34,950	3,000	71,500	41,500	41,500
	5500 Debt Service	46,981	37,963	37,964	37,963	37,963	37,963
Total Expenditures		881,763	1,118,035	826,457	1,116,489	1,173,963	1,173,963
<b>Revenues</b>							
	Service Fees	-	-	-	-	-	-
	Fines and Forfeitures	-	-	-	-	-	-
	Other	1,001,780	1,004,386	1,056,408	1,013,904	1,023,904	1,023,904
Total Revenues		1,001,780	1,004,386	1,056,408	1,013,904	1,023,904	1,023,904
Net Income		120,017	(113,649)	229,951	(102,585)	(150,059)	(150,059)
Transfers (In)		71,694	256,792	78,470	95,000	149,906	149,906
Transfers (Out)		(104,884)	(101,782)	(96,627)	(28,721)	(124,067)	(124,067)
Ending Fund Balance		86,827	128,188	298,621	262,315	174,401	174,401

**Fiscal Year 2012-2013 Personnel Allocation**

<b>Position/Title</b>	<b>Weekly Hours</b>	<b>Percent Allocated</b>	<b>Full Time Equiv</b>	<b>Allocated Wages &amp; Benefits</b>
Interim Town Manager/ Asst. Town Manager	40	18%	0.18	26,711
Public Works Manager	40	100%	1.00	103,019
Associate Engineer	40	91%	0.91	60,792
Construction Inspector	40	85%	0.85	48,814
PW Maint Worker III	40	100%	1.00	64,249
PW Maint Worker II (3)	40	100%	3.00	182,693
PW Maint Worker I	40	80%	0.80	40,712
Asst. Planner	40	2%	0.02	1,273
Finance Director	40	3%	0.03	3,860
Finance Supervisor	40	10%	0.10	10,062
		<b>Total</b>	<b>7.89</b>	<b>542,185</b>

**Allocation to Other Programs**

Interim Town Manager/ Asst. Town Manager	Town Mgr 7%; BHS 75%
Associate Engineer	Eng 9%
Construction Inspector	Eng 15%
PW Maint Worker I	Comm Park 20%
Asst. Planner	Planning 30%; Eng 1%, WM 22%, BSWW 39%; Transit 6%
Finance Director	Finance 90%; BSWW 3%; Transit 4%
Finance Supervisor	Finance 83%; BSWW 2%; Transit 5%

**TOWN OF PARADISE  
Fiscal Year 2012/13 Budget**

Account Number	Description	2011 Actual Amount	2012 Amended Budget	2012 Estimated Amount	2013 Department Requested	2013 Manager Recommend	2013 Council Adopted
<b>Fund: 2120 - State Gas Tax</b>							
<u>Revenues</u>							
<b>Department: 45 - Public Works</b>							
<b>Program: 4750 - Public Works - Streets Maint.</b>							
3355.001	State Gas Tax Section 2106	111,104	92,155	92,155	91,197	91,197	91,197
3355.002	State Gas Tax Section 2107	184,485	233,245	233,245	233,393	233,393	233,393
3355.003	State Gas Tax Section 2107.5	6,000	6,000	6,000	6,000	6,000	6,000
3355.005	State Gas Tax Section 2105	137,110	130,566	130,566	129,174	129,174	129,174
3355.006	State Gas Tax RSTP Regional Surface Trans Prog	304,877	260,000	302,478	260,000	270,000	270,000
3355.007	State Gas Tax Section 2103	253,028	281,821	284,162	290,090	290,090	290,090
3410.150	Administrative Services Late Fees	56	75	90	50	50	50
3650.100	Donations Private Sources	-	346	346	-	-	-
3901.100	Refunds & Reimbursements Miscellaneous	-	178	178	-	-	-
3901.140	Refunds & Reimbursements Negligence Cost	4,722	-	5,284	4,000	4,000	4,000
3902.100	Miscellaneous Revenue General	398	-	1,904	-	-	-
3910.111	Transfers In From Prop 42 AB438 Fund	55,367	55,367	49,960	-	-	-
3910.112	Transfers In From Federal CMAQ Fund	-	-	20,752	-	7,925	7,925
3910.308	Transfers In From BHS CDBG 2008 Grant	-	-	70	-	-	-
3910.502	Transfers In From Signal Development Fund	12,500	-	-	-	-	-
3910.510	Transfers In From Impact Fees Road Imp Fund	3,828	-	4,973	-	1,981	1,981
3910.551	Transfers In From Impact Fees Drainage Fund	-	-	2,715	-	-	-
<b>Program Total: 4750 - Public Works - Streets Maint.</b>		<b>1,073,474</b>	<b>1,059,753</b>	<b>1,134,878</b>	<b>1,013,904</b>	<b>1,033,810</b>	<b>1,033,810</b>
<b>Program: 4755 - Public Works - Maint. Projects</b>							
<b>Cost Center Activity: 471 - Overlay</b>							
3910.110	Transfers In From Local Transportation Fund	-	101,075	-	-	-	-
<b>Cost Center Activity Total: 471 - Overlay</b>		<b>-</b>	<b>101,075</b>	<b>-</b>	<b>-</b>	<b>-</b>	<b>-</b>
<b>Cost Center Activity: 472 - Digout</b>							
3910.110	Transfers In From Local Transportation Fund	-	25,000	-	-	45,000	45,000
<b>Cost Center Activity Total: 472 - Digout</b>		<b>-</b>	<b>25,000</b>	<b>-</b>	<b>-</b>	<b>45,000</b>	<b>45,000</b>



**TOWN OF PARADISE  
Fiscal Year 2012/13 Budget**

Account Number	Description	2011 Actual Amount	2012 Amended Budget	2012 Estimated Amount	2013 Department Requested	2013 Manager Recommend	2013 Council Adopted
<b>Cost Center Activity: 473 - Road Markings/Legends</b>							
3910.110	Transfers In From Local Transportation Fund	-	50,350	-	70,000	70,000	70,000
<b>Cost Center Activity Total: 473 - Road Markings/Legends</b>		<b>-</b>	<b>50,350</b>	<b>-</b>	<b>70,000</b>	<b>70,000</b>	<b>70,000</b>
<b>Cost Center Activity: 474 - Slurry Seal</b>							
3910.110	Transfers In From Local Transportation Fund	-	25,000	-	25,000	25,000	25,000
<b>Cost Center Activity Total: 474 - Slurry Seal</b>		<b>-</b>	<b>25,000</b>	<b>-</b>	<b>25,000</b>	<b>25,000</b>	<b>25,000</b>
<b>Revenues Total</b>		<b>1,073,474</b>	<b>1,261,178</b>	<b>1,134,878</b>	<b>1,108,904</b>	<b>1,173,810</b>	<b>1,173,810</b>

Expenditures

**Department:** 45 - Public Works

**Program:** 4750 - Public Works - Streets Maint.

5101	Salaries - Permanent	387,663	327,304	329,808	354,090	401,153	401,153
5103.101	Differential Pay On Call	-	-	695	-	-	-
5105	Salaries - Overtime/FLSA	8,871	8,000	3,778	8,000	8,000	8,000
5106.100	Incentives & Admin Leave Administrative Leave	8,444	4,358	4,942	5,268	6,638	6,638
5106.200	Incentives & Admin Leave Gym Reimbursement	630	720	-	720	727	727
5107	Car Allowance/Mileage	3,120	982	978	288	504	504
5109.101	Allowances Boot Allowance	2,317	2,304	2,304	1,854	1,995	1,995
5111	Medicare	4,660	4,353	3,203	4,569	5,127	5,127
5112.101	Retirement Contribution PERS	41,480	32,612	34,360	37,404	41,612	41,612
5113	Worker's Compensation	34,496	29,693	29,694	31,377	54,792	54,792
5114.101	Health Insurance M. D. & V.	77,889	65,738	63,213	63,736	70,008	70,008
5115	Unemployment Compensation	-	13,731	11,542	5,623	5,925	5,925
5116.101	Life and Disability Insurance Life & Disab.	4,093	3,275	3,426	3,657	4,124	4,124
5119.100	Retiree Costs Medical Insurance	18,441	14,268	18,649	20,385	20,385	20,385
5122	Accrual Bank Payoff	-	26,154	27,676	-	-	-
5201.100	Office Supplies General	285	300	52	400	250	250
5202.100	Operating Supplies General	5,517	4,645	3,000	4,845	3,530	3,530
5203.100	Repairs and Maint Supplies General	88,077	124,855	80,000	133,800	113,500	113,500
5204	Subscriptions and Code Books	231	300	100	300	300	300

**TOWN OF PARADISE  
Fiscal Year 2012/13 Budget**

Account Number	Description	2011 Actual Amount	2012 Amended Budget	2012 Estimated Amount	2013 Department Requested	2013 Manager Recommend	2013 Council Adopted
5209.101	Auto Fuel Expense Town Vehicles	29,718	31,500	25,373	33,000	29,500	29,500
5209.105	Auto Fuel Expense Employee Personal Vehicle Use	47	50	-	100	50	50
5210.100	Postage General	3	10	5	50	20	20
5211.135	Utilities Water and Sewer	420	-	-	500	-	-
5211.137	Utilities Electric and Gas	28,246	28,500	29,000	29,000	29,000	29,000
5211.139	Utilities Propane	3,518	3,500	2,700	3,500	3,500	3,500
5213.100	Professional/Contract Services General	29,229	10,000	7,800	3,100	43,100	43,100
5214.100	Repair and Maint Service General	48,288	78,945	72,640	88,000	88,000	88,000
5215.100	Rents and Leases Miscellaneous	3,047	14,859	11,000	12,000	12,000	12,000
5215.131	Rents and Leases Street Maintenance Equipment	-	3,141	6,000	8,000	-	-
5216.100	Communications General Services	2,976	4,000	3,500	5,960	3,260	3,260
5218.100	Advertising General	-	1,200	1,700	250	250	250
5219.100	Printing General	-	200	100	150	150	150
5220.100	Employee Development General	2,963	3,500	1,200	5,200	5,200	5,200
5223.101	Meals and Refreshments Employee Meals-MOU	(60)	200	50	400	400	400
5223.105	Meals and Refreshments Emergencies and Meetings	173	500	50	1,500	1,500	1,500
5280.100	Bad Debt Write Off Expense	-	-	243	-	-	-
5304	Furniture & Equipment	-	34,950	3,000	71,500	41,500	41,500
5501	Debt Service Payment - Principal	46,981	37,963	37,964	37,963	37,963	37,963
5910.010	Transfers Out To General Fund	104,884	101,782	96,627	28,721	124,067	124,067
<b>Program Total: 4750 - Public Works - Streets Maint.</b>		<b>986,647</b>	<b>1,018,392</b>	<b>916,372</b>	<b>1,005,210</b>	<b>1,158,030</b>	<b>1,158,030</b>

**Program:** 4755 - Public Works - Maint. Projects

**Cost Center Activity:** 471 - Overlay

5210.100	Postage General	-	25	-	-	-	-
5213.100	Professional/Contract Services General	-	100,000	-	-	-	-
5215.131	Rents and Leases Street Maintenance Equipment	-	500	-	-	-	-
5218.100	Advertising General	-	300	-	-	-	-
5219.100	Printing General	-	250	-	-	-	-
<b>Cost Center Activity Total: 471 - Overlay</b>		<b>-</b>	<b>101,075</b>	<b>-</b>	<b>-</b>	<b>-</b>	<b>-</b>

**Cost Center Activity:** 472 - Digout

**TOWN OF PARADISE  
Fiscal Year 2012/13 Budget**

Account Number	Description	2011 Actual Amount	2012 Amended Budget	2012 Estimated Amount	2013 Department Requested	2013 Manager Recommend	2013 Council Adopted
5213.100	Professional/Contract Services General	-	24,700	-	44,700	44,700	44,700
5218.100	Advertising General	-	300	-	300	300	300
<b>Cost Center Activity Total: 472 - Digout</b>		-	<b>25,000</b>	-	<b>45,000</b>	<b>45,000</b>	<b>45,000</b>
<b>Cost Center Activity: 473 - Road Markings/Legends</b>							
5213.100	Professional/Contract Services General	-	50,000	6,712	70,000	70,000	70,000
5218.100	Advertising General	-	250	-	-	-	-
5219.100	Printing General	-	100	-	-	-	-
<b>Cost Center Activity Total: 473 - Road Markings/Legends</b>		-	<b>50,350</b>	<b>6,712</b>	<b>70,000</b>	<b>70,000</b>	<b>70,000</b>
<b>Cost Center Activity: 474 - Slurry Seal</b>							
5213.100	Professional/Contract Services General	-	24,725	-	24,725	24,725	24,725
5218.100	Advertising General	-	250	-	250	250	250
5219.100	Printing General	-	25	-	25	25	25
<b>Cost Center Activity Total: 474 - Slurry Seal</b>		-	<b>25,000</b>	-	<b>25,000</b>	<b>25,000</b>	<b>25,000</b>
<b>Expenditures Total</b>		<b>986,647</b>	<b>1,219,817</b>	<b>923,084</b>	<b>1,145,210</b>	<b>1,298,030</b>	<b>1,298,030</b>
<b>Fund Net Total: 2120 - State Gas Tax</b>		<b>86,827</b>	<b>41,361</b>	<b>211,794</b>	<b>(36,306)</b>	<b>(124,220)</b>	<b>(124,220)</b>
<b>Ending Fund Balance</b>		<b>86,827</b>	<b>128,188</b>	<b>298,621</b>	<b>262,315</b>	<b>174,401</b>	<b>174,401</b>




# Town of Paradise

## Budget Transaction Report

2012/13 Budget

G/L Account	Transaction	Number of Units	Cost per Unit	Total Amount
<b>EXPENSES</b>				
Fund	<b>2120 - State Gas Tax</b>			
Department	<b>45 - Public Works</b>			
Program	<b>4750 - Public Works - Streets Maint.</b>			
Account	<b>5105 - Salaries - Overtime/FLSA</b>			
2120.45.4750.5105	Overtime/FLSA	1.00	8,000.00	8,000.00
		Transactions	1	<u>\$8,000.00</u>
Account	<b>5105 - Salaries - Overtime/FLSA Totals</b>			
2120.45.4750.5119.100	Retiree Health Benefits	1.00	20,385.00	20,385.00
		Transactions	1	<u>\$20,385.00</u>
Account	<b>5119.100 - Retiree Costs Medical Insurance Totals</b>			
2120.45.4750.5201.100	Office Supplies	1.00	250.00	250.00
		Transactions	1	<u>\$250.00</u>
Account	<b>5201.100 - Office Supplies General Totals</b>			
2120.45.4750.5202.100	Cold Weather Gear/Boots	1.00	1,000.00	1,000.00
2120.45.4750.5202.100	Cordless Drill Pack	1.00	250.00	250.00
2120.45.4750.5202.100	Janitorial Supplies	1.00	400.00	400.00
2120.45.4750.5202.100	Safety Clothing & PPE	1.00	1,100.00	1,100.00
2120.45.4750.5202.100	Training Supplies	1.00	200.00	200.00
2120.45.4750.5202.100	Training TV w/DVD	1.00	500.00	500.00
2120.45.4750.5202.100	UPS Replacement	1.00	80.00	80.00
		Transactions	7	<u>\$3,530.00</u>
Account	<b>5202.100 - Operating Supplies General Totals</b>			
2120.45.4750.5203.100	ADA/Concrete Repairs	1.00	5,000.00	5,000.00
2120.45.4750.5203.100	Asphalt Patching Material	1.00	40,000.00	40,000.00
2120.45.4750.5203.100	Crackseal Material	1.00	10,000.00	10,000.00
2120.45.4750.5203.100	Drainage Pipe	1.00	1,000.00	1,000.00
2120.45.4750.5203.100	Herbicide (Weed Control)	1.00	8,000.00	8,000.00
2120.45.4750.5203.100	New Signage (reflective)	1.00	20,000.00	20,000.00
2120.45.4750.5203.100	Repairs and Maintenance Supplies - General	1.00	15,000.00	15,000.00
2120.45.4750.5203.100	Roadway Paint & Beads	1.00	5,000.00	5,000.00
2120.45.4750.5203.100	Tack Oil	1.00	3,500.00	3,500.00
2120.45.4750.5203.100	Traffic Calming/Ped Safety Signage	1.00	6,000.00	6,000.00
		Transactions	10	<u>\$113,500.00</u>
Account	<b>5203.100 - Repairs and Maint Supplies General Totals</b>			
Account	<b>5204 - Subscriptions and Code Books</b>			




# Town of Paradise

## Budget Transaction Report

2012/13 Budget

G/L Account	Transaction		Number of Units	Cost per Unit	Total Amount
2120.45.4750.5204	CA MUTCD Update		1.00	300.00	300.00
		Account <b>5204 - Subscriptions and Code Books Totals</b>	Transactions	1	\$300.00
		Account <b>5209.101 - Auto Fuel Expense Town Vehicles</b>			
2120.45.4750.5209.101	Vehicle Fuel		1.00	29,500.00	29,500.00
		Account <b>5209.101 - Auto Fuel Expense Town Vehicles Totals</b>	Transactions	1	\$29,500.00
		Account <b>5209.105 - Auto Fuel Expense Employee Personal Vehicle Use</b>			
2120.45.4750.5209.105	Employee Mileage Reimbursement		1.00	50.00	50.00
		Account <b>5209.105 - Auto Fuel Expense Employee Personal Vehicle Use Totals</b>	Transactions	1	\$50.00
		Account <b>5210.100 - Postage General</b>			
2120.45.4750.5210.100	General Postage		1.00	20.00	20.00
		Account <b>5210.100 - Postage General Totals</b>	Transactions	1	\$20.00
		Account <b>5211.137 - Utilities Electric and Gas</b>			
2120.45.4750.5211.137	Street Lights/Safety Lights/Traffic Signals		1.00	29,000.00	29,000.00
		Account <b>5211.137 - Utilities Electric and Gas Totals</b>	Transactions	1	\$29,000.00
		Account <b>5211.139 - Utilities Propane</b>			
2120.45.4750.5211.139	Propane		1.00	3,500.00	3,500.00
		Account <b>5211.139 - Utilities Propane Totals</b>	Transactions	1	\$3,500.00
		Account <b>5213.100 - Professional/Contract Services General</b>			
2120.45.4750.5213.100	Butte County Striping Contract		1.00	20,000.00	20,000.00
2120.45.4750.5213.100	DOT Testing (DATCO)		1.00	2,600.00	2,600.00
2120.45.4750.5213.100	Hazardous Waste Permits		1.00	500.00	500.00
2120.45.4750.5213.100	Rolls, Anderson, Engineering		1.00	20,000.00	20,000.00
		Account <b>5213.100 - Professional/Contract Services General Totals</b>	Transactions	4	\$43,100.00
		Account <b>5214.100 - Repair and Maint Service General</b>			
2120.45.4750.5214.100	Dead & Hazardous Tree Removal		1.00	10,000.00	10,000.00
2120.45.4750.5214.100	Radio Repair/Fire Ext. Service/ etc		1.00	7,000.00	7,000.00
2120.45.4750.5214.100	Republic ITS Traffic Signal Maintenance - Non contract		1.00	14,000.00	14,000.00
2120.45.4750.5214.100	Republic ITS Traffic Signal Maintenance - Routine		1.00	52,000.00	52,000.00
2120.45.4750.5214.100	Sign Management Software/Data Capture		1.00	5,000.00	5,000.00
		Account <b>5214.100 - Repair and Maint Service General Totals</b>	Transactions	5	\$88,000.00
		Account <b>5215.100 - Rents and Leases Miscellaneous</b>			
2120.45.4750.5215.100	Asphalt Paver Rental		1.00	7,000.00	7,000.00
2120.45.4750.5215.100	Misc. Equipment Rental (Vac Truck, Light Tower etc.)		1.00	5,000.00	5,000.00
		Account <b>5215.100 - Rents and Leases Miscellaneous Totals</b>	Transactions	2	\$12,000.00
		Account <b>5216.100 - Communications General Services</b>			




# Town of Paradise

## Budget Transaction Report

2012/13 Budget

G/L Account	Transaction	Number of Units	Cost per Unit	Total Amount
2120.45.4750.5216.100	On Call Cell Phone/ Lead Worker/PW Manager	1.00	1,700.00	1,700.00
2120.45.4750.5216.100	Telephone Service	1.00	1,560.00	1,560.00
Account <b>5216.100 - Communications General Services</b> Totals		Transactions	2	\$3,260.00
Account <b>5218.100 - Advertising General</b>				
2120.45.4750.5218.100	Misc. Advertising	1.00	250.00	250.00
Account <b>5218.100 - Advertising General</b> Totals		Transactions	1	\$250.00
Account <b>5219.100 - Printing General</b>				
2120.45.4750.5219.100	Business Cards/Forms	1.00	150.00	150.00
Account <b>5219.100 - Printing General</b> Totals		Transactions	1	\$150.00
Account <b>5220.100 - Employee Development General</b>				
2120.45.4750.5220.100	DMV Physicals, First Aid Training	1.00	1,500.00	1,500.00
2120.45.4750.5220.100	Employees Improvement Classes/Training	1.00	700.00	700.00
2120.45.4750.5220.100	OSHA Training Bulletins	1.00	1,000.00	1,000.00
2120.45.4750.5220.100	Snow Day & Wildfire Awareness Training	1.00	1,000.00	1,000.00
2120.45.4750.5220.100	Traffic Control Training	1.00	1,000.00	1,000.00
Account <b>5220.100 - Employee Development General</b> Totals		Transactions	5	\$5,200.00
Account <b>5223.101 - Meals and Refreshments Employee Meals-MOU Overtime</b>				
2120.45.4750.5223.101	Overtime meals Per MOU	1.00	400.00	400.00
Account <b>5223.101 - Meals and Refreshments Employee Meals-MOU Overtime</b> Totals		Transactions	1	\$400.00
Account <b>5223.105 - Meals and Refreshments Emergencies and Meetings</b>				
2120.45.4750.5223.105	Food and Drink for Emergencies	1.00	1,500.00	1,500.00
Account <b>5223.105 - Meals and Refreshments Emergencies and Meetings</b> Totals		Transactions	1	\$1,500.00
Account <b>5304 - Furniture &amp; Equipment</b>				
2120.45.4750.5304	Electric Asphalt/Concrete Breaker	1.00	2,000.00	2,000.00
2120.45.4750.5304	Gas Cut Off Saw	1.00	1,500.00	1,500.00
2120.45.4750.5304	Lean To Shelter	1.00	5,000.00	5,000.00
2120.45.4750.5304	Narrow Band Radio System Upgrades	1.00	15,000.00	15,000.00
2120.45.4750.5304	Portable Generator for Field Use	1.00	1,000.00	1,000.00
2120.45.4750.5304	PWS & AC Shared Cisco Systems 1921	1.00	2,000.00	2,000.00
2120.45.4750.5304	Used Sweeper	1.00	15,000.00	15,000.00
Account <b>5304 - Furniture &amp; Equipment</b> Totals		Transactions	7	\$41,500.00
Account <b>5501 - Debt Service Payment - Principal</b>				
2120.45.4750.5501	(N) WestAm 28-3430: Crack Seal Machine - Year 5 of 5	1.00	8,109.00	8,109.00
2120.45.4750.5501	(O) WestAm Computers (1) - Yr 3 of 4	1.00	193.00	193.00
2120.45.4750.5501	(P) WestAm 12/10: 2 Trucks & Equip - Year 3 of 5	1.00	15,164.00	15,164.00



# Town of Paradise

## Budget Transaction Report

2012/13 Budget

G/L Account	Transaction		Number of Units	Cost per Unit	Total Amount
2120.45.4750.5501	(P) WestAm 12/10; Dump Truck - Year 3 of 7		1.00	14,497.00	14,497.00
		Account <b>5501 - Debt Service Payment - Principal</b> Totals	Transactions	4	\$37,963.00
		Account <b>5910.010 - Transfers Out To General Fund</b>			
2120.45.4750.5910.010	Transfer for Central Service Costs		1.00	81,195.00	81,195.00
2120.45.4750.5910.010	Transfer for POB Payment		1.00	42,872.00	42,872.00
		Account <b>5910.010 - Transfers Out To General Fund</b> Totals	Transactions	2	\$124,067.00
		Program <b>4755 - Public Works - Maint. Projects</b>			
		Cost Center Activity <b>472 - Digout</b>			
		Account <b>5213.100 - Professional/Contract Services General</b>			
2120.45.4755.472.5213.100	Contractor		1.00	44,700.00	44,700.00
		Account <b>5213.100 - Professional/Contract Services General</b> Totals	Transactions	1	\$44,700.00
		Account <b>5218.100 - Advertising General</b>			
2120.45.4755.472.5218.100	Advertising		1.00	300.00	300.00
		Account <b>5218.100 - Advertising General</b> Totals	Transactions	1	\$300.00
		Cost Center Activity <b>472 - Digout</b> Totals	Transactions	2	\$45,000.00
		Cost Center Activity <b>473 - Road Markings/Legends</b>			
		Account <b>5213.100 - Professional/Contract Services General</b>			
2120.45.4755.473.5213.100	Contractor		1.00	70,000.00	70,000.00
		Account <b>5213.100 - Professional/Contract Services General</b> Totals	Transactions	1	\$70,000.00
		Cost Center Activity <b>473 - Road Markings/Legends</b> Totals	Transactions	1	\$70,000.00
		Cost Center Activity <b>474 - Slurry Seal</b>			
		Account <b>5213.100 - Professional/Contract Services General</b>			
2120.45.4755.474.5213.100	Contractor		1.00	24,725.00	24,725.00
		Account <b>5213.100 - Professional/Contract Services General</b> Totals	Transactions	1	\$24,725.00
		Account <b>5218.100 - Advertising General</b>			
2120.45.4755.474.5218.100	Advertising		1.00	250.00	250.00
		Account <b>5218.100 - Advertising General</b> Totals	Transactions	1	\$250.00
		Account <b>5219.100 - Printing General</b>			
2120.45.4755.474.5219.100	Specifications		1.00	25.00	25.00
		Account <b>5219.100 - Printing General</b> Totals	Transactions	1	\$25.00

**TOWN OF PARADISE**  
**Fiscal Year 2012/13 Budget**

Account Number	Description	2011 Actual Amount	2012 Amended Budget	2012 Estimated Amount	2013 Department Requested	2013 Manager Recommend	2013 Council Adopted
<b>Fund: 5900 - Transit Fund</b>							
<b>Department: 45 - Public Works</b>							
<b>Program: 4820 - Transit Operations</b>							
<b>Expenditures</b>							
	5100 Personnel Services	22,732	20,964	21,288	12,929	17,717	17,717
	5200 Supplies and Services	647,509	839,074	831,410	916,428	916,428	916,428
	5300 Capital Outlay	-	-	-	-	-	-
	5500 Debt Service	-	-	-	-	-	-
Total Expenditures		670,241	860,038	852,698	929,357	934,145	934,145
<b>Revenues</b>							
	Service Fees	-	-	-	-	-	-
	Fines and Forfeitures	-	-	-	-	-	-
	Other	816,066	840,739	841,057	881,101	881,101	881,101
Total Revenues		816,066	840,739	841,057	881,101	881,101	881,101
Net Income		145,825	(19,299)	(11,641)	(48,256)	(53,044)	(53,044)
Transfers In		-	-	-	-	-	-
Transfers (Out)		(4,116)	(38,601)	(2,597)	-	(3,172)	(3,172)
Ending Fund Balance		1,151,988	1,094,088	1,137,750	1,089,494	1,081,534	1,081,534



**Fiscal Year 2012-2013 Personnel Allocation**

<b>Position/Title</b>	<b>Weekly Hours</b>	<b>Percent Allocated</b>	<b>Full Time Equiv</b>	<b>Allocated Wages &amp; Benefits</b>
CDD Director	40	3%	0.03	3,776
Asst. Planner	40	6%	0.06	3,818
Finance Director	40	4%	0.04	5,147
Finance Supervisor	40	5%	0.05	5,031
		<b>Total</b>	<b>0.18</b>	<b>17,772</b>

**Allocation to Other Programs**

CDD Director	Planning 47%; Wst Mgt 12%; BSWW 38%
Asst. Planner	Planning 30%; Eng 1%; Wst Mgt 22%; BSWW 39%
Finance Director	Finance 90%; BSWW 3%; Gas Tax 3%
Finance Supervisor	Finance 83%; BSWW 2%; Gas Tax 10%

**TOWN OF PARADISE**  
**Fiscal Year 2012/13 Budget**

Account Number	Description	2011 Actual Amount	2012 Amended Budget	2012 Estimated Amount	2013 Department Requested	2013 Manager Recommend	2013 Council Adopted
<b>Fund:</b> 5900 - Transit Fund							
<u>Revenues</u>							
<b>Department:</b> 40 - Community Development							
<b>Program:</b> 4820 - CDD - Transit Operations							
3345.001	State Revenues - Other LTF - Local Transit Funds	638,542	690,954	690,954	695,985	695,985	695,985
3345.002	State Revenues - Other STA - State Transportation Act	145,398	118,182	118,182	153,616	153,616	153,616
3610.100	Interest Revenue Investments	3,483	2,603	2,603	2,500	2,500	2,500
3902.201	Miscellaneous Revenue Paratransit Tickets	18,775	18,000	18,100	19,000	19,000	19,000
3902.202	Miscellaneous Revenues BC Transit Tickets	9,869	11,000	11,218	10,000	10,000	10,000
<b>Revenues Total</b>		<b>816,066</b>	<b>840,739</b>	<b>841,057</b>	<b>881,101</b>	<b>881,101</b>	<b>881,101</b>

<u>Expenditures</u>							
<b>Department:</b> 40 - Community Development							
<b>Program:</b> 4820 - CDD - Transit Operations							
5101	Salaries - Permanent	17,272	12,077	12,356	9,474	12,819	12,819
5106.100	Incentives & Admin Leave Administrative Leave	589	499	499	334	517	517
5106.200	Incentives & Admin Leave Gym Reimbursement	-	22	22	22	22	22
5107	Car Allowance/Mileage	192	308	284	96	168	168
5111	Medicare	252	239	242	144	196	196
5112.101	Retirement Contribution PERS	1,748	1,611	1,722	1,194	1,673	1,673
5113	Worker's Compensation	148	483	483	76	129	129
5114.101	Health Insurance M. D. & V.	2,381	1,999	1,946	1,499	2,075	2,075
5116.101	Life and Disability Insurance Life & Disab.	151	111	119	90	118	118
5122	Accrual Bank Payoff	-	3,615	3,615	-	-	-
5213.100	Professional/Contract Services General	618,865	810,074	802,092	887,428	887,428	887,428
5260	Miscellaneous	28,644	29,000	29,318	29,000	29,000	29,000
5910.010	Transfers Out To General Fund	4,116	2,601	2,597	-	3,172	3,172
5910.100	Transfers Out To Capital Projects	-	36,000	-	-	-	-
<b>Expenditures Total</b>		<b>674,357</b>	<b>898,639</b>	<b>855,295</b>	<b>929,357</b>	<b>937,317</b>	<b>937,317</b>

**TOWN OF PARADISE**  
**Fiscal Year 2012/13 Budget**

Account Number	Description	2011 Actual Amount	2012 Amended Budget	2012 Estimated Amount	2013 Department Requested	2013 Manager Recommend	2013 Council Adopted
<b>Fund Net</b>	<b>Total: 5900 - Transit Fund</b>	141,709	(57,900)	(14,238)	(48,256)	(56,216)	(56,216)
<b>Ending Fund Balance</b>		1,151,988	1,094,088	1,137,750	1,089,494	1,081,534	1,081,534



# Town of Paradise

Budget Transaction Report  
2012/13 Budget

G/L Account	Transaction	Number of Units	Cost per Unit	Total Amount
<b>EXPENSES</b>				
Fund	<b>5900 - Transit Fund</b>			
Department	<b>40 - Community Development</b>			
Program	<b>4820 - CDD - Transit Operations</b>			
Account	<b>5213.100 - Professional/Contract Services General</b>			
5900.40.4820.5213.100	Payment to BCAG for Fixed Route and Paratransit	1.00	887,428.00	887,428.00
		Transactions	1	\$887,428.00
Account	<b>5260 - Miscellaneous</b>			
5900.40.4820.5260	Bus Ticket Fees to BCAG	1.00	29,000.00	29,000.00
		Transactions	1	\$29,000.00
Account	<b>5910.010 - Transfers Out To General Fund</b>			
5900.40.4820.5910.010	Transfer for Central Service Costs	1.00	1,448.00	1,448.00
5900.40.4820.5910.010	Transfer for Pension Obligation Bond	1.00	1,724.00	1,724.00
		Transactions	2	\$3,172.00
Account	<b>5910.010 - Transfers Out To General Fund Totals</b>			

FY 2012/2013  
Central Services

**TOWN OF PARADISE  
Fiscal Year 2012/13 Budget**

Account Number	Description	2011 Actual Amount	2012 Amended Budget	2012 Estimated Amount	2013 Department Requested	2013 Manager Recommend	2013 Council Adopted
<b>Fund: 1010 - General Fund</b>							
<b>Department: 20 - Administrative Services</b>							
<b>Program: 4201 - Central Services</b>							
<b>Expenditures</b>							
	5100 Personnel Services	101,876	101,453	104,246	104,641	104,951	104,951
	5200 Supplies and Services	385,300	377,146	365,968	244,091	389,687	389,687
	5300 Capital Outlay	5,582	13,365	14,668	43,415	6,575	6,575
	5500 Debt Service	70,279	20,777	20,665	16,927	16,927	16,927
Total Expenditures		563,036	512,741	505,547	409,074	518,140	518,140
<b>Revenues</b>							
	Service Fees						
	Fines and Forfeitures						
	Other						
Total Revenues		-	-	-	-	-	-
Net General Fund Support		563,036	512,741	505,547	409,074	518,140	518,140

**Fiscal Year 2012-2013 Personnel Allocation**

Position/Title	Weekly Hours	Percent Allocated	Full Time Equiv	Allocated Wages & Benefits
IT Manager	40	100%	1.00	110,038
Senior Financial Services Clerk	36	100%	0.90	46,379
		Total	1.90	156,417


**TOWN OF PARADISE  
Budget Worksheet Report**

Account Number	Description	2011 Actual Amount	2012 Amended Budget	2012 Estimated Amount	2013 Department Requested	2013 Manager Recommend	2013 Council Adopted
<b>Fund:</b> 1010 - General Fund							
<u>Expenditures</u>							
<b>Department:</b> 20 - Administrative Services							
<b>Program:</b> 4201 - Central Services							
5101	Salaries - Permanent	116,433	119,258	119,224	121,077	121,077	121,077
5106.100	Incentives & Admin Leave Administrative Leave	3,526	3,574	3,574	3,764	3,764	3,764
5111	Medicare	1,687	1,781	1,760	1,810	1,810	1,810
5112.101	Retirement Contribution PERS	12,807	12,204	12,283	13,327	13,327	13,327
5113	Worker's Compensation	1,217	1,354	1,353	971	1,281	1,281
5114.101	Health Insurance M. D. & V.	13,085	13,209	14,024	13,555	13,555	13,555
5116.101	Life and Disability Insurance Life & Disab.	1,121	1,073	1,124	1,137	1,137	1,137
5122	Accrual Bank Payoff	-	-	1,904	-	-	-
5199.199	Other Fund Support IT-Serv from Tech Fee	(48,000)	(51,000)	(51,000)	(51,000)	(51,000)	(51,000)
5201.100	Office Supplies General	4,485	68	1,123	100	100	100
5202.100	Operating Supplies General	8,833	9,300	8,900	25,980	14,200	14,200
5203.100	Repairs and Maint Supplies General	673	800	600	900	900	900
5204	Subscriptions and Code Books	30	-	-	-	-	-
5209.101	Auto Fuel Expense Town Vehicles	234	350	289	370	305	305
5209.105	Auto Fuel Expense Employee Personal Vehicle Use	22	-	-	-	-	-
5210.100	Postage General	234	150	-	150	150	150
5211.135	Utilities Water and Sewer	692	650	725	725	725	725
5211.137	Utilities Electric and Gas	24,653	23,690	20,950	22,500	21,000	21,000
5212.100	Insurance General	169,733	167,652	167,652	-	175,123	175,123
5213.100	Professional/Contract Services General	40,683	47,645	38,661	52,780	43,780	43,780
5214.100	Repair and Maint Service General	67,511	61,500	63,296	68,730	67,230	67,230
5215.100	Rents and Leases Miscellaneous	1,454	1,429	1,557	1,429	1,429	1,429
5215.106	Rents and Leases Copiers	6,041	5,170	5,093	5,122	5,122	5,122
5216.100	Communications General Services	32,181	32,500	32,000	37,550	33,468	33,468
5218.100	Advertising General	55	-	177	-	-	-
5219.100	Printing General	3,623	2,900	2,400	2,500	2,000	2,000
5220.100	Employee Development General	2,956	2,180	1,295	2,100	1,000	1,000
5223.105	Meals and Refreshments Emergencies and Meetings	4	-	-	-	-	-

**TOWN OF PARADISE  
Budget Worksheet Report**

<b>Account Number</b>	<b>Description</b>	<b>2011 Actual Amount</b>	<b>2012 Amended Budget</b>	<b>2012 Estimated Amount</b>	<b>2013 Department Requested</b>	<b>2013 Manager Recommend</b>	<b>2013 Council Adopted</b>
5225	Bank Fees and Charges	-	-	105	105	105	105
5260	Miscellaneous	21,202	21,162	21,145	23,050	23,050	23,050
5303	Improvements	3,190	-	-	-	-	-
5304	Furniture & Equipment	2,392	13,365	14,668	43,415	6,575	6,575
5500	Bond Payments - Fiscal Agent	2,500	2,500	2,500	2,500	2,500	2,500
5501	Debt Service Payment - Principal	65,840	16,242	16,239	12,427	12,427	12,427
5510	Bond Payments - Issuance Costs	1,939	2,035	1,926	2,000	2,000	2,000
<b>Expenditure Grand Totals:</b>		<b>563,036</b>	<b>512,741</b>	<b>505,547</b>	<b>409,074</b>	<b>518,140</b>	<b>518,140</b>





# Town of Paradise

## Budget Transaction Report

2012/13 Budget

G/L Account	Transaction	Number of Units	Cost per Unit	Total Amount
<b>EXPENSES</b>				
Fund	<b>1010 - General Fund</b>			
Department	<b>20 - Administrative Services</b>			
Program	<b>4201 - Central Services</b>			
Account	<b>5201.100 - Office Supplies General</b>			
1010.20.4201.5201.100	IT - Miscellaneous	1.00	100.00	100.00
	Account <b>5201.100 - Office Supplies General Totals</b>	Transactions	1	\$100.00
Account	<b>5202.100 - Operating Supplies General</b>			
1010.20.4201.5202.100	Committee Supplies	1.00	50.00	50.00
1010.20.4201.5202.100	Copy/Printer Paper (60 cases)	1.00	2,500.00	2,500.00
1010.20.4201.5202.100	IT - (1/3) FD/IT/PD Microsoft Remote Desktop CAL	1.00	670.00	670.00
1010.20.4201.5202.100	IT - 8GB Memory Upgrade Kits for Hosts	5.00	250.00	1,250.00
1010.20.4201.5202.100	IT - Cisco 24-port switch	1.00	450.00	450.00
1010.20.4201.5202.100	IT - Equipment Purchase/Replace	12.00	50.00	600.00
1010.20.4201.5202.100	IT - HP LCD	2.00	215.00	430.00
1010.20.4201.5202.100	IT - Intel SSDs 520 series (SQL Log Drive UPG)	2.00	250.00	500.00
1010.20.4201.5202.100	IT - LTO5 Backup media	60.00	65.00	3,900.00
1010.20.4201.5202.100	IT - Miscellaneous	1.00	1,000.00	1,000.00
1010.20.4201.5202.100	IT - VOIP upgrade for TH	8.00	300.00	2,400.00
1010.20.4201.5202.100	Legal Size Paper	1.00	150.00	150.00
1010.20.4201.5202.100	Postage Meter Supplies	1.00	100.00	100.00
1010.20.4201.5202.100	Printer Supplies	1.00	200.00	200.00
	Account <b>5202.100 - Operating Supplies General Totals</b>	Transactions	14	\$14,200.00
Account	<b>5203.100 - Repairs and Maint Supplies General</b>			
1010.20.4201.5203.100	Janitorial Supplies	1.00	500.00	500.00
1010.20.4201.5203.100	Light Bulbs	1.00	100.00	100.00
1010.20.4201.5203.100	Misc. Maintenance Supplies	1.00	300.00	300.00
	Account <b>5203.100 - Repairs and Maint Supplies General Totals</b>	Transactions	3	\$900.00
Account	<b>5209.101 - Auto Fuel Expense Town Vehicles</b>			
1010.20.4201.5209.101	IT - Department Fuel	1.00	305.00	305.00
	Account <b>5209.101 - Auto Fuel Expense Town Vehicles Totals</b>	Transactions	1	\$305.00
Account	<b>5210.100 - Postage General</b>			
1010.20.4201.5210.100	IT - Miscellaneous Postage	1.00	150.00	150.00
	Account <b>5210.100 - Postage General Totals</b>	Transactions	1	\$150.00
Account	<b>5211.135 - Utilities Water and Sewer</b>			




# Town of Paradise

## Budget Transaction Report

### 2012/13 Budget

G/L Account	Transaction		Number of Units	Cost per Unit	Total Amount
1010.20.4201.5211.135	Water Service		1.00	725.00	725.00
		Account <b>5211.135 - Utilities Water and Sewer Totals</b>	Transactions	1	\$725.00
		Account <b>5211.137 - Utilities Electric and Gas</b>			
1010.20.4201.5211.137	Electric and Gas Service at Town Hall		1.00	21,000.00	21,000.00
		Account <b>5211.137 - Utilities Electric and Gas Totals</b>	Transactions	1	\$21,000.00
		Account <b>5212.100 - Insurance General</b>			
1010.20.4201.5212.100	Crime Premium		1.00	1,097.00	1,097.00
1010.20.4201.5212.100	Liability Premium		1.00	165,150.00	165,150.00
1010.20.4201.5212.100	Mobile Equipment Program Premium		1.00	8,876.00	8,876.00
		Account <b>5212.100 - Insurance General Totals</b>	Transactions	3	\$175,123.00
		Account <b>5213.100 - Professional/Contract Services General</b>			
1010.20.4201.5213.100	2011/12 Audit		1.00	24,500.00	24,500.00
1010.20.4201.5213.100	HDL Sales Tax Audit		1.00	1,980.00	1,980.00
1010.20.4201.5213.100	IT - GIC Annual Contract Services		1.00	10,000.00	10,000.00
1010.20.4201.5213.100	IT - PacifCom Emergency Support		1.00	1,500.00	1,500.00
1010.20.4201.5213.100	OPEB Actuarial Study		1.00	2,800.00	2,800.00
1010.20.4201.5213.100	RDA Successor Agency Review		1.00	3,000.00	3,000.00
		Account <b>5213.100 - Professional/Contract Services General Totals</b>	Transactions	6	\$43,780.00
		Account <b>5214.100 - Repair and Maint Service General</b>			
1010.20.4201.5214.100	Alarm Monitoring & Maint - Town Hall		1.00	1,070.00	1,070.00
1010.20.4201.5214.100	Copier Maintenance		1.00	2,300.00	2,300.00
1010.20.4201.5214.100	Heating & Air Conditioning Maint		1.00	750.00	750.00
1010.20.4201.5214.100	IT - (1/3) FD/IT/PD Citrix XenApp Annual Maint		1.00	380.00	380.00
1010.20.4201.5214.100	IT - Barracuda SPAM firewall hosted solution		1.00	1,300.00	1,300.00
1010.20.4201.5214.100	IT - Computer/Server/Appliance Repair/Replacement		1.00	1,000.00	1,000.00
1010.20.4201.5214.100	IT - HP x1600 3-Year Maint Agreement		2.00	950.00	1,900.00
1010.20.4201.5214.100	IT - Shoretel Annual Maint		1.00	350.00	350.00
1010.20.4201.5214.100	IT - Symantec BackupExec AD Recovery Agent		1.00	2,706.25	2,706.25
1010.20.4201.5214.100	IT - Symantec BackupExec Annual Maint		1.00	3,000.00	3,000.00
1010.20.4201.5214.100	IT - Symantec Multi-Tier Annual Maint		80.00	50.00	4,000.00
1010.20.4201.5214.100	IT - TeamViewer Annual Maint		1.00	900.00	900.00
1010.20.4201.5214.100	Janitorial and Cleaning Services		1.00	7,782.00	7,782.00
1010.20.4201.5214.100	Journyx Annual Maint Agreement		1.00	3,000.00	3,000.00
1010.20.4201.5214.100	Misc. Repairs and Maint		1.00	350.00	350.00



# Town of Paradise

## Budget Transaction Report

### 2012/13 Budget

G/L Account	Transaction		Number of Units	Cost per Unit	Total Amount
1010.20.4201.5214.100	NWS Annual Maint Agreement		1.00	36,061.00	36,061.00
1010.20.4201.5214.100	Pest Control		1.00	380.00	380.00
		Account <b>5214.100 - Repair and Maint Service General Totals</b>	Transactions	17	\$67,229.25
		Account <b>5215.100 - Rents and Leases Miscellaneous</b>			
1010.20.4201.5215.100	Postage Machine Rental		1.00	1,429.00	1,429.00
		Account <b>5215.100 - Rents and Leases Miscellaneous Totals</b>	Transactions	1	\$1,429.00
		Account <b>5215.106 - Rents and Leases Copiers</b>			
1010.20.4201.5215.106	Bizhub C552DS & Bizhub 601 Lease		1.00	5,122.00	5,122.00
		Account <b>5215.106 - Rents and Leases Copiers Totals</b>	Transactions	1	\$5,122.00
		Account <b>5216.100 - Communications General Services</b>			
1010.20.4201.5216.100	IT - Cellular Data Plan		12.00	40.00	480.00
1010.20.4201.5216.100	IT - Comcast Internet Service (FD,PD & TH)		12.00	400.00	4,800.00
1010.20.4201.5216.100	IT - Phone Service - IT Manager		12.00	140.00	1,680.00
1010.20.4201.5216.100	IT - Website Hosting		12.00	79.00	948.00
1010.20.4201.5216.100	Regular and Long Distance Telephone Service		1.00	25,560.00	25,560.00
		Account <b>5216.100 - Communications General Services Totals</b>	Transactions	5	\$33,468.00
		Account <b>5219.100 - Printing General</b>			
1010.20.4201.5219.100	Budget Printing		1.00	400.00	400.00
1010.20.4201.5219.100	Envelopes		1.00	900.00	900.00
1010.20.4201.5219.100	Letterhead		1.00	500.00	500.00
1010.20.4201.5219.100	Miscellaneous Printing		1.00	200.00	200.00
		Account <b>5219.100 - Printing General Totals</b>	Transactions	4	\$2,000.00
		Account <b>5220.100 - Employee Development General</b>			
1010.20.4201.5220.100	IT - Staff Training/Technology Update		1.00	1,000.00	1,000.00
		Account <b>5220.100 - Employee Development General Totals</b>	Transactions	1	\$1,000.00
		Account <b>5225 - Bank Fees and Charges</b>			
1010.20.4201.5225	Extra Safe Deposit Box		1.00	105.00	105.00
		Account <b>5225 - Bank Fees and Charges Totals</b>	Transactions	1	\$105.00
		Account <b>5260 - Miscellaneous</b>			
1010.20.4201.5260	Butte Local Agency Formation Commission (LAFCO)		1.00	22,419.00	22,419.00
1010.20.4201.5260	Flowers, Cards, Etc. Special Occasions		1.00	100.00	100.00
1010.20.4201.5260	Town's Septic Annual Operating Permit Fees		1.00	531.00	531.00
		Account <b>5260 - Miscellaneous Totals</b>	Transactions	3	\$23,050.00
		Account <b>5304 - Furniture &amp; Equipment</b>			
1010.20.4201.5304	IT - FDPD LTO5 Autoloader		1.00	4,700.00	4,700.00



# Town of Paradise

Budget Transaction Report  
2012/13 Budget

G/L Account	Transaction	Number of Units	Cost per Unit	Total Amount
1010.20.4201.5304	IT - HP 1810 48-port switch	2.00	725.00	1,450.00
1010.20.4201.5304	IT - HP x1600 RAM UPG for FDPD	1.00	425.00	425.00
	Account <b>5304 - Furniture &amp; Equipment</b> Totals	Transactions	3	\$6,575.00
Account <b>5500 - Bond Payments - Fiscal Agent</b>				
1010.20.4201.5500	Pension Obligation Bond (POB) Fiscal Agent Admin Fee	1.00	2,500.00	2,500.00
	Account <b>5500 - Bond Payments - Fiscal Agent</b> Totals	Transactions	1	\$2,500.00
Account <b>5501 - Debt Service Payment - Principal</b>				
1010.20.4201.5501	(N) WestAm 28-3430: Equip & Supplies for IT - Yr 5 of 5	1.00	2,192.00	2,192.00
1010.20.4201.5501	(O) WestAm Computers & IT infrastructure - Yr 3 of 4	1.00	10,235.00	10,235.00
	Account <b>5501 - Debt Service Payment - Principal</b> Totals	Transactions	2	\$12,427.00
Account <b>5510 - Bond Payments - Issuance Costs</b>				
1010.20.4201.5510	Pension Obligation Bond Issuer Fee	1.00	2,000.00	2,000.00
	Account <b>5510 - Bond Payments - Issuance Costs</b> Totals	Transactions	1	\$2,000.00

FY 2012/2013

Capital Improvement  
Projects

**TOWN OF PARADISE  
RESOLUTION NO. 12- \_\_**

**A RESOLUTION OF THE TOWN COUNCIL OF THE TOWN OF PARADISE APPROVING AND  
ADOPTING THE TOWN OF PARADISE CAPITAL IMPROVEMENT PLAN FOR THE 2012-2013 FISCAL YEAR**

WHEREAS, the Town of Paradise needs to plan for critical long term Capital Improvement Projects; and

WHEREAS, a Town adopted Capital Improvement Plan (Exhibit A) will provide a valuable planning tool for Town staff; and

WHEREAS, a capital improvement plan recently prepared by staff is a planning document that is dependent upon future funding and staff resources; and

WHEREAS, This proposed Capital Improvement Plan has been reviewed by the Planning Director and reported to be consistent with the goals and objectives of the Town's adopted 1994 Paradise General Plan; and

WHEREAS, adoption of a Capital Improvement Plan will inform the local utilities and citizens of planned capital improvements; and

WHEREAS, advance planning and early coordination of Capital Improvement projects will allow all affected agencies to better coordinate construction and rehabilitation projects;

NOW, THEREFORE, BE IT RESOLVED by the Town Council of the Town of Paradise as follows:

Section 1. The Capital Improvement Plan attached as Exhibit "A" is hereby approved and adopted for the time period of July 1, 2012 through June 30, 2013.

/

/

/

/

PASSED AND ADOPTED by the Town Council of the Town of Paradise this 31st day of July, 2012, by the following vote:

AYES:

NOES:

ABSENT:

NOT VOTING:

\_\_\_\_\_  
Steve "Woody" Culleton, Mayor

ATTEST:

By: \_\_\_\_\_  
Joanna Gutierrez, Town Clerk

APPROVED AS TO FORM:

\_\_\_\_\_  
Dwight L. Moore, Town Attorney

**TOWN OF PARADISE  
Fiscal Year 2012/13 Budget  
CAPITAL IMPROVEMENT PLAN**

	Total Estimated Costs (Including Wages)	2112  CMAQ	Funding Source 2510-51  DIF Fund Roads
--	---	------------------	--

**Fiscal Year 2012/13**

Pearson/Recreation Signal - Construction	1,624,332	1,624,332	
So. Libby Road Rehabilitation	213,297		213,297
	1,837,629	1,624,332	213,297
			-



**TOWN OF PARADISE  
Fiscal Year 2012/13 Budget**

Account Number	Description	2011 Actual Amount	2012 Amended Budget	2012 Estimated Amount	2013 Department Requested	2013 Manager Recommend	2013 Council Adopted
<b>Fund: 2100 - CIP Fund</b>							
<u>Revenues</u>							
<b>Department: 50 - CIP Programs</b>							
<b>Program: 8901 - CIP Programs</b>							
3910.110	Transfers In From Local Transportation Fund	-	75,000	-	-	-	-
3910.111	Transfers In From Prop 42 AB438 Fund	180,022	-	-	-	-	-
3910.112	Transfers In From Federal CMAQ Fund	13,685	539,585	513,722	1,596,765	1,596,765	1,596,765
3910.126	Transfers In From ARRA Fund	591,385	-	-	-	-	-
3910.254	Transfers In From BTA Memorial So Ext Fund	78,325	-	-	-	-	-
3910.304	Transfers In From BHS CDBG 2004 Grant	7,960	-	-	-	-	-
3910.308	Transfers In From BHS CDBG 2008 Grant	11,895	2,731	2,399	-	-	-
3910.310	Transfers In From BHS CDBG 2010 Grant	4,985	-	-	-	-	-
3910.510	Transfers In From Impact Fees Road Imp Fund	5,580	425,000	21,623	209,659	209,659	209,659
3910.551	Transfers In From Impact Fees Drainage Fund	54	34,000	36,895	-	-	-
3910.900	Transfers In From Transit Fund	-	36,000	-	-	-	-
3910.920	Transfers In From RDA Non Housing Fund	27,723	-	-	-	-	-
<b>Revenues Total</b>		<b>921,614</b>	<b>1,112,316</b>	<b>574,639</b>	<b>1,806,424</b>	<b>1,806,424</b>	<b>1,806,424</b>
<u>Expenditures</u>							
<b>Department: 50 - CIP Programs</b>							
<b>Program: 8901 - CIP Programs</b>							
9100	Annual Digout/Overlay/Chip Seal Projects	663,540	-	-	-	-	-
9309	Memorial Trailway So Extension	112,580	-	-	-	-	-
9312	Pinewood Reconstruction/Rosebud Overlay	73,612	-	-	-	-	-
9361	So Libby Rehab Pearson to End	5,580	475,000	21,623	209,659	209,659	209,659
9362	Pearson Park & Ride	25,580	319,058	229,218	-	-	-
9363	Pearson/Recreation Signal	54	293,258	323,798	1,596,765	1,596,765	1,596,765
9364	Skyway/Longview Widening	-	25,000	-	-	-	-
9408	Clustered Septic WWTP	40,668	-	-	-	-	-
<b>Expenditures Total</b>		<b>921,614</b>	<b>1,112,316</b>	<b>574,639</b>	<b>1,806,424</b>	<b>1,806,424</b>	<b>1,806,424</b>
<b>Net Grand Totals:</b>		<b>-</b>	<b>-</b>	<b>-</b>	<b>-</b>	<b>-</b>	<b>-</b>

FY 2012/2013

Successor Agency

**TOWN OF PARADISE**  
**Fiscal Year 2012/13 Budget**

Account Number	Description	2011 Actual Amount	2012 Amended Budget	2012 Estimated Amount	2013 Department Requested	2013 Manager Recommend	2013 Council Adopted
<b>Fund: 2920 - Town Of Paradise as Successor RDA</b>							
<b>Department: 60 - RDA</b>							
<b>Program: 4975 - RDANH Operations</b>							
<b>Expenditures</b>							
	5100 Personnel Services	141,286	-	-	-	-	-
	5200 Supplies and Services	41,056	6,128	7,693	-	-	-
	5300 Capital Outlay	-	-	-	-	-	-
	5500 Debt Service	298,720	340,745	349,868	347,731	347,731	347,731
Total Expenditures		481,062	346,873	357,561	347,731	347,731	347,731
<b>Revenues</b>							
	Service Fees	320	320	704	-	-	-
	Fines and Forfeitures	-	-	-	-	-	-
	Other	334,118	298,768	170,041	-	-	-
Total Revenues		334,438	299,088	170,745	-	-	-
Net Income		(146,624)	(47,785)	(186,816)	(347,731)	(347,731)	(347,731)
Transfers (In)		-	-	189,756	-	347,731	347,731
Transfers (Out)		(51,104)	(2,921)	(2,940)	-	-	-
Ending Fund Balance		(1,575,566)	(1,626,272)	(1,575,566)	(1,923,297)	(1,575,566)	(1,575,566)

Notes:

1. Town of Paradise Loans #4, #5, & #6 will begin to be repaid in year 2013/14 in accordance with new legislation and as property taxes increase.
2. The Town can recoup the cash advances through collection of administrative fees.
3. This budget requires the approval of the Oversight Board and the Successor Agency Board.


**TOWN OF PARADISE  
Fiscal Year 2012/13 Budget**

Account Number	Description	2011 Actual Amount	2012 Amended Budget	2012 Estimated Amount	2013 Department Requested	2013 Manager Recommend	2013 Council Adopted
<b>Fund:</b> 2920 - Town Of Paradis as Successor RDA							
<u>Revenues</u>							
<b>Department:</b> 60 - RDA							
<b>Program:</b> 4975 - Successor RDANH Operations							
3110.311	Property Tax Current Secured	302,657	266,717	124,751	-	-	-
3110.312	Property Tax Current Unsecured	36,228	31,926	45,202	-	-	-
3110.320	Property Tax General Supplemental	(4,903)	-	-	-	-	-
3410.120	Administrative Services RDA Design Review	320	320	704	-	-	-
3610.100	Interest Revenue Investments	135	125	88	-	-	-
3910.922	Transfer in From Successor Agency RDA NH	-	-	67,792	-	-	-
3910.924	Transfer In From RDA Obligation Retirement Fund	-	-	121,964	-	347,731	347,731
<b>Revenues Total</b>		<b>334,438</b>	<b>299,088</b>	<b>360,501</b>	<b>-</b>	<b>347,731</b>	<b>347,731</b>

<u>Expenditures</u>							
<b>Department:</b> 60 - RDA							
<b>Program:</b> 4975 - Successor RDANH Operations							
5101	Salaries - Permanent	105,530	-	-	-	-	-
5105	Salaries - Overtime/FLSA	29	-	-	-	-	-
5106.100	Incentives & Admin Leave Administrative Leave	5,073	-	-	-	-	-
5107	Car Allowance/Mileage	2,245	-	-	-	-	-
5109.101	Allowances Boot Allowance	15	-	-	-	-	-
5111	Medicare	1,438	-	-	-	-	-
5112.101	Retirement Contribution PERS	12,787	-	-	-	-	-
5113	Worker's Compensation	1,032	-	-	-	-	-
5114.101	Health Insurance M. D. & V.	12,175	-	-	-	-	-
5116.101	Life and Disability Insurance Life & Disab.	961	-	-	-	-	-
5213.100	Professional/Contract Services General	11,024	6,128	6,128	-	-	-
5220.100	Employee Development General	1,530	-	1,530	-	-	-
5225	Bank Fees and Charges	105	-	35	-	-	-
5260	Miscellaneous	28,397	-	-	-	-	-
5500	Bond Payments - Fiscal Agent	4,000	4,000	4,000	4,000	4,000	4,000
5501	Debt Service Payment - Principal	29,675	22,397	22,399	10,213	10,213	10,213
5502	Debt Service Payment - Interest	265,044	314,348	323,469	333,518	333,518	333,518
5910.010	Transfers Out To General Fund	23,381	2,921	2,940	-	-	-
5910.100	Transfers Out To Capital Projects	27,723	-	-	-	-	-
<b>Expenditures Total</b>		<b>532,166</b>	<b>349,794</b>	<b>360,501</b>	<b>347,731</b>	<b>347,731</b>	<b>347,731</b>

**TOWN OF PARADISE  
Fiscal Year 2012/13 Budget**

Account Number	Description	2011 Actual Amount	2012 Amended Budget	2012 Estimated Amount	2013 Department Requested	2013 Manager Recommend	2013 Council Adopted
<b>Fund Net</b>	<b>Total: 2920 - Town Of Paradise as Successor RDA</b>	(197,729)	(50,706)	-	(347,731)	-	-
<b>Ending Fund Balance</b>		(1,575,566)	(1,626,272)	(1,575,566)	(1,923,297)	(1,575,566)	(1,575,566)



# Town of Paradise

Budget Transaction Report

2012/13 Budget

G/L Account	Transaction	Number of Units	Cost per Unit	Total Amount
<b>EXPENSES</b>				
Fund	<b>2920 - Town Of Paradise as Successor RDA</b>			
Department	<b>60 - RDA</b>			
Program	<b>4975 - Successor RDANH Operations</b>			
Account	<b>5500 - Bond Payments - Fiscal Agent</b>			
2920.60.4975.5500	Wells Fargo Bond #1 Admin Fee	1.00	2,000.00	2,000.00
2920.60.4975.5500	Wells Fargo Note #3 Admin Fee	1.00	2,000.00	2,000.00
	Account <b>5500 - Bond Payments - Fiscal Agent Totals</b>	Transactions	2	<u>\$4,000.00</u>
Account	<b>5501 - Debt Service Payment - Principal</b>			
2920.60.4975.5501	Jeffords/Honeywell Property Payments	1.00	10,213.00	10,213.00
	Account <b>5501 - Debt Service Payment - Principal Totals</b>	Transactions	1	<u>\$10,213.00</u>
Account	<b>5502 - Debt Service Payment - Interest</b>			
2920.60.4975.5502	Jeffords/Honeywell Property Payments	1.00	6,988.00	6,988.00
2920.60.4975.5502	Tax Allocation Bond 1	1.00	262,855.00	262,855.00
2920.60.4975.5502	Tax Allocation Note 3	1.00	63,675.00	63,675.00
	Account <b>5502 - Debt Service Payment - Interest Totals</b>	Transactions	3	<u>\$333,518.00</u>

**TOWN OF PARADISE**  
**Fiscal Year 2012/13 Budget**

Account Number	Description	2011 Actual Amount	2012 Amended Budget	2012 Estimated Amount	2013 Department Requested	2013 Manager Recommend	2013 Council Adopted
<b>Fund: 2921 - Town of Paradise Housing Fund</b>							
<b>Department: 60 - RDA</b>							
<b>Program: 4976 - RDAH Operations</b>							
<b>Expenditures</b>							
	5100 Personnel Services	31,514	-	-	-	-	-
	5200 Supplies and Services	21,004	105	105	-	-	-
	5300 Capital Outlay	-	-	-	-	-	-
	5500 Debt Service	65,300	65,306	32,653	-	-	-
Total Expenditures		117,818	65,411	32,758	-	-	-
<b>Revenues</b>							
	Service Fees	-	-	-	-	-	-
	Fines and Forfeitures	-	-	-	-	-	-
	Other	83,660	99,720	56,821	-	-	-
Total Revenues		83,660	99,720	56,821	-	-	-
Net Income		(34,159)	34,309	24,063	-	-	-
Transfers (In)		-	-	-	-	-	-
Transfers (Out)		(4,328)	(560)	(563)	-	-	-
Ending Fund Balance		43,040	76,789	66,540	66,540	66,540	66,540

**TOWN OF PARADISE**  
**Fiscal Year 2012/13 Budget**

Account Number	Description	2011 Actual Amount	2012 Amended Budget	2012 Estimated Amount	2013 Department Requested	2013 Manager Recommend	2013 Council Adopted
<b>Fund: 2921 - Town of Paradise Housing Fund</b>							
<u>Revenues</u>							
<b>Department: 60 - RDA</b>							
<b>Program: 4976 - RDAH Operations</b>							
3110.311	Property Tax Current Secured	75,664	88,906	41,750	-	-	-
3110.312	Property Tax Current Unsecured	9,057	10,642	15,061	-	-	-
3110.320	Property Tax General Supplemental	(1,226)	-	-	-	-	-
3610.100	Interest Revenue Investments	164	172	10	-	-	-
<b>Revenues Total</b>		<b>83,660</b>	<b>99,720</b>	<b>56,821</b>	<b>-</b>	<b>-</b>	<b>-</b>
<u>Expenditures</u>							
<b>Department: 60 - RDA</b>							
<b>Program: 4976 - RDAH Operations</b>							
5101	Salaries - Permanent	24,365	-	-	-	-	-
5106.100	Incentives & Admin Leave Administrative Leave	1,156	-	-	-	-	-
5107	Car Allowance/Mileage	555	-	-	-	-	-
5111	Medicare	213	-	-	-	-	-
5112.101	Retirement Contribution PERS	2,659	-	-	-	-	-
5113	Worker's Compensation	200	-	-	-	-	-
5114.101	Health Insurance M. D. & V.	2,168	-	-	-	-	-
5116.101	Life and Disability Insurance Life & Disab.	198	-	-	-	-	-
5225	Bank Fees and Charges	105	105	105	-	-	-
5291.297	Grant Programs RDA Grants	20,899	-	-	-	-	-
5502	Debt Service Payment - Interest	65,300	65,306	32,653	-	-	-
5910.010	Transfers Out To General Fund	4,328	560	563	-	-	-
<b>Expenditures Total</b>		<b>122,146</b>	<b>65,971</b>	<b>33,321</b>	<b>-</b>	<b>-</b>	<b>-</b>
<b>Fund Net</b>	<b>Total: 2921 - Town of Paradise Housing Fund</b>	<b>(38,487)</b>	<b>33,749</b>	<b>23,500</b>	<b>-</b>	<b>-</b>	<b>-</b>
<b>Ending Fund Balance</b>		<b>43,040</b>	<b>76,789</b>	<b>66,540</b>	<b>66,540</b>	<b>66,540</b>	<b>66,540</b>



**SUCCESSOR AGENCY TO THE PARADISE REDEVELOPMENT AGENCY  
RESOLUTION NO. 12-\_\_**

**A RESOLUTION OF THE SUCCESSOR AGENCY TO THE PARADISE REDEVELOPMENT AGENCY  
ADOPTING THE FISCAL YEAR 2012/2013  
SUCCESSOR AGENCY TO THE PARADISE REDEVELOPMENT AGENCY BUDGETS**

**WHEREAS**, the Successor Agency to the Paradise Redevelopment Agency Board of Directors has reviewed the proposed Preliminary 2012/13 Budget recommendations that were presented for the Town of Paradise as Successor Redevelopment Agency Fund, the Town of Paradise Housing Fund, the Town of Paradise as Successor Agency Revolving Loan Fund, the Town of Paradise Housing Revolving Loan Fund, and the Redevelopment Obligation Retirement Fund at the Special Budget Meeting on July 31, 2012;

**NOW, THEREFORE, BE IT RESOLVED** that the Successor Agency to the Paradise Redevelopment Agency Board of Directors after this review has determined the Budget appropriations for the above listed funds as identified in the FY 2012/13 adopted Budget contingent upon review and approval of the Oversight Board to the Successor Agency to the Paradise Redevelopment Agency.

**PASSED AND ADOPTED** by the Successor Agency to the Paradise Redevelopment Agency this 31st day of July, 2012, by the following vote:

**AYES:**

**NOES:**

**ABSENT:**

**NOT VOTING:**

\_\_\_\_\_  
Steve "Woody" Culleton, Chair

**ATTEST:**

APPROVED AS TO FORM:

By: \_\_\_\_\_  
Joanna Gutierrez, Agency Secretary

\_\_\_\_\_  
Dwight [273] [redacted], Agency Counsel

FY 2012/2013

Resolutions

Town of Paradise (5)

Successor Agency to the  
Paradise Redevelopment Agency (1)

**TOWN OF PARADISE  
FISCAL YEAR 2012-2013 APPROPRIATIONS  
RESOLUTION NO. 12-23**

**A RESOLUTION OF THE TOWN COUNCIL OF THE TOWN OF PARADISE ADOPTING THE FINAL BUDGET FOR THE TOWN OF PARADISE INCLUDING ALL ATTACHMENTS, APPENDICIES AND OTHER RELATED DOCUMENTS FOR THE 2012-2013 FISCAL YEAR ENDING JUNE 30, 2013**

**WHEREAS**, the Town council has reviewed the proposed preliminary 2012-2013 budget that was presented during a special budget meeting on July 31, 2012.

**NOW, THEREFORE, BE IT RESOLVED**, that the Town Council after this review has determined the following budget appropriations and operating transfers for the fiscal Year 2012-2013

**PROPOSED FISCAL YEAR ANNUAL APPROPRIATIONS AND TRANSFERS  
BY FUNDING SOURCES FOR FISCAL YEAR ENDING JUNE 30, 2013.**

<b>Fund</b>	<b>Description</b>	<b>Fiscal Year Appropriations</b>	<b>Operating Transfer In</b>	<b>Operating Transfer Out</b>
1010	General Fund	10,007,207	603,209	-
<b>Capital Project Funds</b>				
2100	Capital Improvement Projects Fund	1,806,424	1,806,424	
2110	Transportation Fund			(140,000)
2112	CMAQ-Congestion Mgmt Air Qual			(1,624,332)
3710	Equipment Replacement Fund	64,000		
5900	Transit Fund	934,145		(3,172)
<b>Special Revenue Funds</b>				
2030	Building Safety & Waste Water Services	586,470		(111,415)
2070	Animal Control Fund	163,195	16,457	(26,320)
2120	Gas Tax	1,173,963	149,906	(124,067)
2140	Traffic Safety Fund			(30,000)
2150	Special Projects Fund	150,000		
2155	Energy Efficiency Conservation Grant	66,711		
2160	BHS - Economic Development	28,557	6,843	(23,274)
2161	BHS - HUD Revolving Loan Fund	3,500		
2162	BHS - Home Loan Fund	3,840		
2215	Abandoned Vehicle Abatement (AVA)	105		(5,000)

**TOWN OF PARADISE  
FISCAL YEAR 2012-2013 APPROPRIATIONS  
RESOLUTION NO. 12-23**

<b>Fund</b>	<b>Description</b>	<b>Fiscal Year Appropriations</b>	<b>Operating Transfer In</b>	<b>Operating Transfer Out</b>
<b>Special Revenue Funds (Continued)</b>				
2305	BHS - 2005 CDBG	10,197		
2306	BHS - 2006 CDBG	13,980		
2307	BHS - 2007 CDBG	31,867		
2308	BHS - 2008 CDBG	75,600		
2309	BHS - 2009 CDBG	80,000		
2310	BHS - 2010 CDBG	45,573		
2311	BHS - 2011 CDBG	116,189		
2312	BHS - 2012 CDBG	157,861		
2510	95 DIF Impact Fee Road Improvements			(213,297)
2610	BHS - 2010 HOME Grant	170,400		
2611	BHS - 2011 HOME Grant	33,911		
6970	Self Insurance Fund			(215,505)
<b>Public Safety Grants and Other Grants</b>				
2124	SR2S Safe Routes to School	25,000		
2204	State SLESF Fund	50,004		(50,000)
2208	CalGRIP Grant	103,800		
2213	School Resource Officer (HS)	25,000		
2218	Avoid Grant	70,000		
2220	Alcohol Beverage Control (ABC) Grant	35,000		
<b>Trust and Agency Funds</b>				
7805	VIPS (Volunteers in Police Service)	1,400		
7811	Animal Control Misc Donation Fund			(16,457)
7813	Police Misc Donation Fund	500		
<b>Fiduciary Funds</b>				
7611	GASB 45 Retiree Medical Trust	100		
7615	Vehicle Sales Proceeds	17,200		
7626	Traffic Offender Impound Fund	11,900		
7627	Tech Equipment Replacement Fund	51,000		
7630	DOJ Livescan Fees	14,500		
7635	PD Found Money	500		



**Town of Paradise  
Resolution No. 12-24**

**A RESOLUTION OF THE TOWN COUNCIL OF THE TOWN OF PARADISE APPROVING AND ADOPTING THE ANNUAL APPROPRIATION LIMIT (EXHIBIT A) FOR FISCAL YEAR 2012 – 2013.**

NOW, THEREFORE, be it resolved by the Town Council of the Town of Paradise that the appropriations limit for the Town of Paradise fiscal year 2012-2013 is that which is set forth in Exhibit A.

PASSED AND ADOPTED by the Town Council of the Town of Paradise this 31st day of July 2012, by the following vote:

AYES: Joe DiDuca, Scott Lotter, Tim Titus, Alan White and Steve “Woody” Culleton, Mayor.

NOES: None.

ABSENT: None.

NOT VOTING: None.

\_\_\_\_\_/s/\_\_\_\_\_  
Steve “Woody” Culleton, Mayor

ATTEST: 08/07/12

\_\_\_\_\_/s/\_\_\_\_\_  
Joanna Gutierrez, Town Clerk

APPROVED AS TO FORM:

\_\_\_\_\_/s/\_\_\_\_\_  
Dwight L. Moore, Town Attorney

Exhibit A-Resolution No. 12-24  
Town of Paradise  
Appropriations Limit Calculations  
Fiscal Year 2012 – 2013

Percentage Population Change<sup>1</sup>

Town of Paradise Population as of January 1, 2011	26,316
Town of Paradise Population as of January 1, 2012	26,147
Percentage Change	- 0.006
Population Converted to Ratio $(-0.006 + 100) / 100 =$	0.99994

Inflation Adjustment Factor<sup>2</sup>

California Per Capita Income Percent Change Over Prior Year	3.77
Per Capita Cost of Living Converted to Ratio $(3.77 + 100) / 100 =$	1.0377

Growth Factor

$0.99994$ (population change) x $1.0377$ (inflation adjustment)=	1.0376
--	--------

<sup>1</sup> Data provided by the California Department of Finance Demographic Research Unit

<sup>2</sup> Data provided by the California Department of Finance Demographic Research Unit

Calculation of Fiscal Year 2012 – 2013 Appropriations Limit

2011 – 2012 Appropriations Limit (last year)	15,015,229
Growth Factor @	x 1.0376
Appropriations Subject to Limit	15,579,802

Appropriations Subject to Limit

2012 – 2013 General Fund Expenditures (Net)	10,007,731	
2012 - 2013 Capital Projects Expenditures	2,804,569	
2012 - 2013 Appropriations Subject to Limit		12,812,300



**TOWN OF PARADISE  
RESOLUTION NO. 12-25**

**A RESOLUTION OF THE TOWN COUNCIL OF THE TOWN OF PARADISE, CALIFORNIA, AMENDING GENERAL  
FUND RESERVES FOR FISCAL YEAR 2012 – 2013**

**WHEREAS**, the Town of Paradise needs to reserve assigned General Fund monies for the purpose of setting aside contingency funds for unanticipated emergencies or other unplanned financial demands on the Town's General Fund;

**NOW, THEREFORE BE IT RESOLVED**, by the Town Council of the Town of Paradise as follows:

Section 1: The Town Council hereby establishes for the 2012 – 2013 Fiscal Year a General Fund Reserve in the amount of **\$1,232,627**.

Section 2: Notwithstanding the aforementioned section, it is the intent of the Council to increase the General Fund Reserve to 15% of General Fund Appropriations.

**PASSED AND ADOPTED** by the Town Council of the Town of Paradise this 31st day of July, 2012 by the following vote:

**AYES:** Joe DiDuca, Scott Lotter, Tim Titus, Alan White and Steve “Woody” Culleton, Mayor.

**NOES:** None.

**ABSENT:** None.

**NOT VOTING:** None.

\_\_\_\_\_/s/\_\_\_\_\_  
Steve “Woody” Culleton, Mayor

**ATTEST:** 08/07/12

**APPROVED AS TO LEGAL FORM:**

BY: \_\_\_\_\_/s/\_\_\_\_\_  
Joanna Gutierrez, CMC, Town Clerk

BY: \_\_\_\_\_/s/\_\_\_\_\_  
Dwight L. Moore, Town Attorney

**TOWN OF PARADISE  
RESOLUTION NO. 12-26**

**A RESOLUTION OF THE TOWN COUNCIL OF THE TOWN OF PARADISE, CALIFORNIA,  
RESCINDING RESOLUTION NO. 11-19 AND ADOPTING THE AMENDED SALARY PAY PLAN  
FOR TOWN OF PARADISE EMPLOYEES FOR THE FISCAL YEAR 2012-2013**

**WHEREAS**, the Town wishes to revise the salary pay plan; and

**WHEREAS**, the salary pay plan will incorporate all salary paid within the Town into one salary pay plan.

**NOW, THEREFORE** be it resolved by the Town Council of the Town of Paradise, as follows:

1. Resolution No. 11-19 adopting the salary pay plan for Town of Paradise employees is hereby rescinded.
2. That the Town of Paradise salary pay plan attached to this resolution is hereby adopted.

**PASSED AND ADOPTED** by the Town Council of the Town of Paradise this 31<sup>st</sup> day of July, 2012, by the following vote:

**AYES:** Joe DiDuca

**NOES:** None

**ABSENT:** None

**NOT VOTING:** None

\_\_\_\_\_/s/\_\_\_\_\_  
Steve "Woody" Culleton, Mayor

**ATTEST:** 08/07/12

By: \_\_\_\_\_/s/\_\_\_\_\_  
Joanna Gutierrez, Town Clerk

**APPROVED AS TO FORM:**

\_\_\_\_\_/s/\_\_\_\_\_  
Dwight L. Moore, Town Attorney

Exhibit "A"

**TOWN OF PARADISE SALARY PAY PLAN  
FISCAL YEAR 2012/13**

Position Title	Hours/Week	A Step	B Step	C Step	D Step	E Step	F Step
----------------	------------	--------	--------	--------	--------	--------	--------

**TOWN CLERK**

**ASSISTANT TOWN CLERK**

Effective July 1, 2012 - December 30, 2012 includes 5% salary reduction

HOURLY	40	25.97	27.27	28.63	30.06	31.56	33.14
BIWEEKLY		2,077.73	2,181.60	2,290.40	2,404.80	2,524.80	2,651.20
MONTHLY		4,501.74	4,726.80	4,962.53	5,210.40	5,470.40	5,744.27
ANNUAL		54,020.93	56,721.60	59,550.40	62,524.80	65,644.80	68,931.20

Effective December 31, 2012 - June 30, 2013 salary concession expires

HOURLY	40	27.34	28.71	30.15	31.66	33.24	34.90
BIWEEKLY		2,187.08	2,296.80	2,412.00	2,532.80	2,659.20	2,792.00
MONTHLY		4,738.67	4,976.40	5,226.00	5,487.73	5,761.60	6,049.33
ANNUAL		56,864.08	59,716.80	62,712.00	65,852.80	69,139.20	72,592.00

**TOWN CLERK**

Effective July 1, 2011 - June 30, 2013

HOURLY	40	33.50	35.18	36.94	38.79	40.73	42.77
BIWEEKLY		2,680.00	2,814.40	2,955.20	3,103.20	3,258.40	3,421.60
MONTHLY		5,806.67	6,097.87	6,402.93	6,723.60	7,059.87	7,413.47
ANNUAL		69,680.00	73,174.40	76,835.20	80,683.20	84,718.40	88,961.60

Exhibit "A"

**TOWN OF PARADISE SALARY PAY PLAN  
FISCAL YEAR 2012/13**

Position Title	Hours/Week	A Step	B Step	C Step	D Step	E Step	F Step
<b>TOWN MANAGER</b>							

**HUMAN RESOURCES & RISK MANAGEMENT ANALYST**

Effective July 1, 2012 - July 15, 2012 includes 5% salary reduction

HOURLY	36	14.70	15.43	16.20	17.01	17.86	18.75
BIWEEKLY		1,058.30	1,110.96	1,166.40	1,224.72	1,285.92	1,350.00
MONTHLY		2,292.98	2,407.08	2,527.20	2,653.56	2,786.16	2,925.00
ANNUAL		27,515.78	28,884.96	30,326.40	31,842.72	33,433.92	35,100.00

Effective July 16, 2012 - December 30, 2012 includes 5% salary reduction

HOURLY	28	14.70	15.43	16.20	17.01	17.86	18.75
BIWEEKLY		823.12	864.08	907.20	952.56	1,000.16	1,050.00
MONTHLY		1,783.43	1,872.17	1,965.60	2,063.88	2,167.01	2,275.00
ANNUAL		21,401.16	22,466.08	23,587.20	24,766.56	26,004.16	27,300.00

Effective December 31, 2012 - June 30, 2013 salary concession expires

HOURLY	28	15.47	16.25	17.06	17.91	18.81	19.75
BIWEEKLY		866.44	910.00	955.36	1,002.96	1,053.36	1,106.00
MONTHLY		1,877.29	1,971.67	2,069.95	2,173.08	2,282.28	2,396.33
ANNUAL		22,527.52	23,660.00	24,839.36	26,076.96	27,387.36	28,756.00

**EXECUTIVE ASSISTANT TO THE TOWN MANAGER (Frozen as of 12/31/12)**

Effective July 1, 2012 - December 30, 2012 includes 5% salary reduction

HOURLY	32	18.98	19.93	20.93	21.98	23.08	24.23
BIWEEKLY		1,214.60	1,275.52	1,339.52	1,406.72	1,477.12	1,550.72
MONTHLY		2,631.63	2,763.63	2,902.29	3,047.89	3,200.43	3,359.89
ANNUAL		31,579.56	33,163.52	34,827.52	36,574.72	38,405.12	40,318.72

Exhibit "A"

**TOWN OF PARADISE SALARY PAY PLAN  
FISCAL YEAR 2012/13**

Position Title	Hours/Week	A Step	B Step	C Step	D Step	E Step	F Step
----------------	------------	--------	--------	--------	--------	--------	--------

**FLEET MANAGER**

Effective July 1, 2012 - December 30, 2012 includes 5% salary reduction

HOURLY	40	25.38	26.65	27.98	29.38	30.85	32.39
BIWEEKLY		2,030.56	2,132.00	2,238.40	2,350.40	2,468.00	2,591.20
MONTHLY		4,399.55	4,619.33	4,849.87	5,092.53	5,347.33	5,614.27
ANNUAL		52,794.56	55,432.00	58,198.40	61,110.40	64,168.00	67,371.20

Effective December 31, 2012 - June 30, 2013 salary concession expires

HOURLY	40	26.72	28.05	29.45	30.92	32.47	34.09
BIWEEKLY		2,137.43	2,244.00	2,356.00	2,473.60	2,597.60	2,727.20
MONTHLY		4,631.10	4,862.00	5,104.67	5,359.47	5,628.13	5,908.93
ANNUAL		55,573.23	58,344.00	61,256.00	64,313.60	67,537.60	70,907.20

**TOWN MANAGER**

Effective July 1, 2012 - December 31, 2012

960 CONTRACT		50.00					
--------------	--	-------	--	--	--	--	--

Effective January 1, 2012 - June 30, 2013

HOURLY	40	48.45	50.87	53.41	56.08	58.88	61.82
BIWEEKLY		3,876.00	4,069.60	4,272.80	4,486.40	4,710.40	4,945.60
MONTHLY		8,398.00	8,817.47	9,257.73	9,720.53	10,205.87	10,715.47
ANNUAL		100,776.00	105,809.60	111,092.80	116,646.40	122,470.40	128,585.60

Exhibit "A"

**TOWN OF PARADISE SALARY PAY PLAN  
FISCAL YEAR 2012/13**

Position Title	Hours/Week	A Step	B Step	C Step	D Step	E Step	F Step
<b>FINANCE</b>							

**SENIOR FINANCIAL SERVICES CLERK**

Effective July 1, 2012 - December 30, 2012 includes 5% salary reduction

HOURLY	36	14.02	14.72	15.46	16.23	17.04	17.89
BIWEEKLY		1,009.26	1,059.84	1,113.12	1,168.56	1,226.88	1,288.08
MONTHLY		2,186.73	2,296.32	2,411.76	2,531.88	2,658.24	2,790.84
ANNUAL		26,240.76	27,555.84	28,941.12	30,382.56	31,898.88	33,490.08

Effective December 31, 2012 - June 30, 2013 salary concession expires

HOURLY	36	14.76	15.49	16.26	17.07	17.92	18.82
BIWEEKLY		1,062.38	1,115.28	1,170.72	1,229.04	1,290.24	1,355.04
MONTHLY		2,301.83	2,416.44	2,536.56	2,662.92	2,795.52	2,935.92
ANNUAL		27,621.92	28,997.28	30,438.72	31,955.04	33,546.24	35,231.04

**FINANCE SUPERVISOR**

Effective July 1, 2012 - December 30, 2012 includes 5% salary reduction

HOURLY	40	25.97	27.27	28.63	30.06	31.56	33.14
BIWEEKLY		2,077.73	2,181.60	2,290.40	2,404.80	2,524.80	2,651.20
MONTHLY		4,501.74	4,726.80	4,962.53	5,210.40	5,470.40	5,744.27
ANNUAL		54,020.93	56,721.60	59,550.40	62,524.80	65,644.80	68,931.20

Effective December 31, 2012 - June 30, 2013 salary concession expires

HOURLY	40	27.34	28.71	30.15	31.66	33.24	34.90
BIWEEKLY		2,187.08	2,296.80	2,412.00	2,532.80	2,659.20	2,792.00
MONTHLY		4,738.67	4,976.40	5,226.00	5,487.73	5,761.60	6,049.33
ANNUAL		56,864.08	59,716.80	62,712.00	65,852.80	69,139.20	72,592.00

Exhibit "A"

**TOWN OF PARADISE SALARY PAY PLAN  
FISCAL YEAR 2012/13**

Position Title	Hours/Week	A Step	B Step	C Step	D Step	E Step	F Step
----------------	------------	--------	--------	--------	--------	--------	--------

**FINANCE DIRECTOR/TREASURER**

Effective July 1, 2012 - June 30, 2013

HOURLY	40	33.50	35.18	36.94	38.79	40.73	42.77
BIWEEKLY		2,680.00	2,814.40	2,955.20	3,103.20	3,258.40	3,421.60
MONTHLY		5,806.67	6,097.87	6,402.93	6,723.60	7,059.87	7,413.47
ANNUAL		69,680.00	73,174.40	76,835.20	80,683.20	84,718.40	88,961.60

**POLICE ADMINISTRATION**

**ADMINISTRATIVE ASSISTANT III**

Effective July 1, 2012 - December 30, 2012 includes 5% salary reduction

HOURLY	36	16.49	17.31	18.18	19.09	20.04	21.04
BIWEEKLY		1,187.11	1,246.32	1,308.96	1,374.48	1,442.88	1,514.88
MONTHLY		2,572.07	2,700.36	2,836.08	2,978.04	3,126.24	3,282.24
ANNUAL		30,864.79	32,404.32	34,032.96	35,736.48	37,514.88	39,386.88

Effective December 31, 2012 - June 30, 2013 salary concession expires

HOURLY	36	17.36	18.22	19.13	20.09	21.09	22.14
BIWEEKLY		1,249.59	1,311.84	1,377.36	1,446.48	1,518.48	1,594.08
MONTHLY		2,707.44	2,842.32	2,984.28	3,134.04	3,290.04	3,453.84
ANNUAL		32,489.31	34,107.84	35,811.36	37,608.48	39,480.48	41,446.08

**POLICE LIEUTENANT**

Effective July 1, 2012 - June 30, 2013

HOURLY	40	32.60	34.23	35.94	37.74	39.63	41.61
BIWEEKLY		2,608.00	2,738.40	2,875.20	3,019.20	3,170.40	3,328.80
MONTHLY		5,650.67	5,933.20	6,229.60	6,541.60	6,869.20	7,212.40
ANNUAL		67,808.00	71,198.40	74,755.20	78,499.20	82,430.40	86,548.80



Exhibit "A"

**TOWN OF PARADISE SALARY PAY PLAN  
FISCAL YEAR 2012/13**

<b>Position Title</b>	<b>Hours/Week</b>	<b>A Step</b>	<b>B Step</b>	<b>C Step</b>	<b>D Step</b>	<b>E Step</b>	<b>F Step</b>
-----------------------	-------------------	---------------	---------------	---------------	---------------	---------------	---------------

**POLICE CHIEF**

Effective July 1, 2012 - June 30, 2013

HOURLY	40	37.21	39.07	41.02	43.07	45.22	47.48
BIWEEKLY		2,976.80	3,125.60	3,281.60	3,445.60	3,617.60	3,798.40
MONTHLY		6,449.73	6,772.13	7,110.13	7,465.47	7,838.13	8,229.87
ANNUAL		77,396.80	81,265.60	85,321.60	89,585.60	94,057.60	98,758.40

**POLICE OPERATIONS**

**COMMUNITY SERVICE OFFICER III**

Effective July 1, 2012 - December 30, 2012 includes 5% salary reduction

HOURLY	40	16.12	16.93	17.78	18.67	19.60	20.58
BIWEEKLY		1,289.74	1,354.40	1,422.40	1,493.60	1,568.00	1,646.40
MONTHLY		2,794.43	2,934.53	3,081.87	3,236.13	3,397.33	3,567.20
ANNUAL		33,533.14	35,214.40	36,982.40	38,833.60	40,768.00	42,806.40

Effective December 31, 2012 - June 30, 2013 salary concession expires

HOURLY	40	16.97	17.82	18.71	19.65	20.63	21.66
BIWEEKLY		1,357.62	1,425.60	1,496.80	1,572.00	1,650.40	1,732.80
MONTHLY		2,941.50	3,088.80	3,243.07	3,406.00	3,575.87	3,754.40
ANNUAL		35,298.02	37,065.60	38,916.80	40,872.00	42,910.40	45,052.80

**POLICE OFFICER**

Effective July 1, 2012 - June 30, 2013

HOURLY	40	21.52	22.60	23.73	24.92	26.17	27.48
BIWEEKLY		1,721.71	1,808.00	1,898.40	1,993.60	2,093.60	2,198.40
MONTHLY		3,730.37	3,917.33	4,113.20	4,319.47	4,536.13	4,763.20
ANNUAL		44,764.49	47,008.00	49,358.40	51,833.60	54,433.60	57,158.40

Exhibit "A"

**TOWN OF PARADISE SALARY PAY PLAN  
FISCAL YEAR 2012/13**

<b>Position Title</b>	<b>Hours/Week</b>	<b>A Step</b>	<b>B Step</b>	<b>C Step</b>	<b>D Step</b>	<b>E Step</b>	<b>F Step</b>
-----------------------	-------------------	---------------	---------------	---------------	---------------	---------------	---------------

**POLICE SERGEANT**

Effective July 1, 2012 - June 30, 2013

HOURLY	40	25.38	26.65	27.98	29.38	30.85	32.39
BIWEEKLY		2,030.72	2,132.00	2,238.40	2,350.40	2,468.00	2,591.20
MONTHLY		4,399.88	4,619.33	4,849.87	5,092.53	5,347.33	5,614.27
ANNUAL		52,798.61	55,432.00	58,198.40	61,110.40	64,168.00	67,371.20

**PUBLIC SAFETY COMMUNICATIONS**

**CRIMINAL RECORDS TECHNICIAN**

Effective July 1, 2012 - June 30, 2013

HOURLY	18	12.62	13.25	13.91	14.61	15.34	16.11
BIWEEKLY		454.32	477.00	500.76	525.96	552.24	579.96
MONTHLY		984.36	1,033.50	1,084.98	1,139.58	1,196.52	1,256.58
ANNUAL		11,812.32	12,402.00	13,019.76	13,674.96	14,358.24	15,078.96

**COMMUNITY SERVICE OFFICER II**

Effective July 1, 2012 - December 30, 2012 includes 5% salary reduction

HOURLY	36	12.69	13.32	13.99	14.69	15.42	16.19
BIWEEKLY		913.38	959.04	1,007.28	1,057.68	1,110.24	1,165.68
MONTHLY		1,979.00	2,077.92	2,182.44	2,291.64	2,405.52	2,525.64
ANNUAL		23,748.00	24,935.04	26,189.28	27,499.68	28,866.24	30,307.68

Effective December 31, 2012 - June 30, 2013 salary concession expires

HOURLY	36	13.35	14.02	14.72	15.46	16.23	17.04
BIWEEKLY		961.46	1,009.44	1,059.84	1,113.12	1,168.56	1,226.88
MONTHLY		2,083.16	2,187.12	2,296.32	2,411.76	2,531.88	2,658.24
ANNUAL		24,997.94	26,245.44	27,555.84	28,941.12	30,382.56	31,898.88

Exhibit "A"

**TOWN OF PARADISE SALARY PAY PLAN  
FISCAL YEAR 2012/13**

Position Title	Hours/Week	A Step	B Step	C Step	D Step	E Step	F Step
----------------	------------	--------	--------	--------	--------	--------	--------

**PUBLIC SAFETY DISPATCHER**

Effective July 1, 2012 - June 30, 2013

HOURLY	40	15.93	16.73	17.57	18.45	19.37	20.34
BIWEEKLY		1,274.51	1,338.40	1,405.60	1,476.00	1,549.60	1,627.20
MONTHLY		2,761.44	2,899.87	3,045.47	3,198.00	3,357.47	3,525.60
ANNUAL		33,137.25	34,798.40	36,545.60	38,376.00	40,289.60	42,307.20

**SENIOR PUBLIC SAFETY DISPATCHER**

Effective July 1, 2012 - June 30, 2013

HOURLY	40	18.45	19.38	20.35	21.37	22.44	23.56
BIWEEKLY		1,476.21	1,550.40	1,628.00	1,709.60	1,795.20	1,884.80
MONTHLY		3,198.46	3,359.20	3,527.33	3,704.13	3,889.60	4,083.73
ANNUAL		38,381.54	40,310.40	42,328.00	44,449.60	46,675.20	49,004.80

**COMMUNICATION RECORDS SUPERVISOR**

Effective July 1, 2012 - June 30, 2013

HOURLY	40	20.31	21.33	22.40	23.52	24.70	25.94
BIWEEKLY		1,624.88	1,706.40	1,792.00	1,881.60	1,976.00	2,075.20
MONTHLY		3,520.57	3,697.20	3,882.67	4,076.80	4,281.33	4,496.27
ANNUAL		42,246.86	44,366.40	46,592.00	48,921.60	51,376.00	53,955.20

**ANIMAL CONTROL**

**ANIMAL SHELTER ASSISTANT**

Effective July 1, 2012 - June 30, 2013

HOURLY	18	8.36	8.78	9.22	9.68	10.16
BIWEEKLY		300.96	316.08	331.92	348.48	365.76
MONTHLY		652.08	684.84	719.16	755.04	792.48

Exhibit "A"

**TOWN OF PARADISE SALARY PAY PLAN  
FISCAL YEAR 2012/13**

Position Title	Hours/Week	A Step	B Step	C Step	D Step	E Step	F Step
ANNUAL		7,824.96	8,218.08	8,629.92	9,060.48	9,509.76	

**OFFICE ASSISTANT III (ANIMAL CONTROL)**

Effective - July 1, 2012 - June 30, 2013

HOURLY	18	12.23	12.84	13.48	14.15	14.86	15.60
BIWEEKLY		440.28	462.24	485.28	509.40	534.96	561.60
MONTHLY		953.95	1,001.52	1,051.44	1,103.70	1,159.08	1,216.80
ANNUAL		11,447.37	12,018.24	12,617.28	13,244.40	13,908.96	14,601.60

**ANIMAL CONTROL OFFICER**

Effective July 1, 2012 - December 30, 2012 includes 5% salary reduction

HOURLY	18	12.44	13.06	13.71	14.40	15.12	15.88
BIWEEKLY		447.91	470.16	493.56	518.40	544.32	571.68
MONTHLY		970.48	1,018.68	1,069.38	1,123.20	1,179.36	1,238.64
ANNUAL		11,645.71	12,224.16	12,832.56	13,478.40	14,152.32	14,863.68

Effective December 31, 2012 - June 30, 2013 salary concession expires

HOURLY	18	13.10	13.75	14.44	15.16	15.92	16.72
BIWEEKLY		471.48	495.00	519.84	545.76	573.12	601.92
MONTHLY		1,021.55	1,072.50	1,126.32	1,182.48	1,241.76	1,304.16
ANNUAL		12,258.60	12,870.00	13,515.84	14,189.76	14,901.12	15,649.92

**ANIMAL CONTROL OFFICER**

Effective July 1, 2012 - December 30, 2012 includes 5% salary reduction

HOURLY	36	12.44	13.06	13.71	14.40	15.12	15.88
BIWEEKLY		895.82	940.32	987.12	1,036.80	1,088.64	1,143.36
MONTHLY		1,940.95	2,037.36	2,138.76	2,246.40	2,358.72	2,477.28
ANNUAL		23,291.42	24,448.32	25,665.12	26,956.80	28,304.64	29,727.36

Exhibit "A"

**TOWN OF PARADISE SALARY PAY PLAN  
FISCAL YEAR 2012/13**

Position Title	Hours/Week	A Step	B Step	C Step	D Step	E Step	F Step
Effective December 31, 2012 - June 30, 2013 salary concession expires							
HOURLY	36	13.10	13.75	14.44	15.16	15.92	16.72
BIWEEKLY		942.97	990.00	1,039.68	1,091.52	1,146.24	1,203.84
MONTHLY		2,043.10	2,145.00	2,252.64	2,364.96	2,483.52	2,608.32
ANNUAL		24,517.21	25,740.00	27,031.68	28,379.52	29,802.24	31,299.84

**DEVELOPMENT SERVICES (PLANNING, PUBLIC WORKS, ENGINEERING, BUSINESS & HOUSING & IT)**

**PUBLIC WORKS MAINTENANCE WORKER I**

Effective July 1, 2012 - December 30, 2012 includes 5% salary reduction

HOURLY	40	13.42	14.09	14.79	15.53	16.31	17.13
BIWEEKLY		1,073.42	1,127.20	1,183.20	1,242.40	1,304.80	1,370.40
MONTHLY		2,325.75	2,442.27	2,563.60	2,691.87	2,827.07	2,969.20
ANNUAL		27,909.02	29,307.20	30,763.20	32,302.40	33,924.80	35,630.40

Effective December 31, 2012 - June 30, 2013 salary concession expires

HOURLY	40	14.12	14.83	15.57	16.35	17.17	18.03
BIWEEKLY		1,129.92	1,186.40	1,245.60	1,308.00	1,373.60	1,442.40
MONTHLY		2,448.16	2,570.53	2,698.80	2,834.00	2,976.13	3,125.20
ANNUAL		29,377.92	30,846.40	32,385.60	34,008.00	35,713.60	37,502.40

**PUBLIC WORKS MAINTENANCE WORKER II**

Effective July 1, 2012 - December 30, 2012 includes 5% salary reduction

HOURLY	40	14.10	14.80	15.54	16.32	17.14	18.00
BIWEEKLY		1,127.91	1,184.00	1,243.20	1,305.60	1,371.20	1,440.00
MONTHLY		2,443.81	2,565.33	2,693.60	2,828.80	2,970.93	3,120.00
ANNUAL		29,325.71	30,784.00	32,323.20	33,945.60	35,651.20	37,440.00

Exhibit "A"

**TOWN OF PARADISE SALARY PAY PLAN  
FISCAL YEAR 2012/13**

<b>Position Title</b>	<b>Hours/Week</b>	<b>A Step</b>	<b>B Step</b>	<b>C Step</b>	<b>D Step</b>	<b>E Step</b>	<b>F Step</b>
Effective December 31, 2012 - June 30, 2013 salary concession expires							
HOURLY	40	14.84	15.58	16.36	17.18	18.04	18.94
BIWEEKLY		1,187.27	1,246.40	1,308.80	1,374.40	1,443.20	1,515.20
MONTHLY		2,572.42	2,700.53	2,835.73	2,977.87	3,126.93	3,282.93
ANNUAL		30,869.07	32,406.40	34,028.80	35,734.40	37,523.20	39,395.20

**PUBLIC WORKS MAINTENANCE WORKER III**

Effective July 1, 2012 - December 30, 2012 includes 5% salary reduction

HOURLY	40	15.55	16.33	17.15	18.01	18.91	19.86
BIWEEKLY		1,244.20	1,306.40	1,372.00	1,440.80	1,512.80	1,588.80
MONTHLY		2,695.77	2,830.53	2,972.67	3,121.73	3,277.73	3,442.40
ANNUAL		32,349.20	33,966.40	35,672.00	37,460.80	39,332.80	41,308.80

Effective December 31, 2012 - June 30, 2013 salary concession expires

HOURLY	40	16.37	17.19	18.05	18.95	19.90	20.90
BIWEEKLY		1,309.68	1,375.20	1,444.00	1,516.00	1,592.00	1,672.00
MONTHLY		2,837.64	2,979.60	3,128.67	3,284.67	3,449.33	3,622.67
ANNUAL		34,051.68	35,755.20	37,544.00	39,416.00	41,392.00	43,472.00

**ADMINISTRATIVE ASSISTANT II (BUSINESS & HOUSING)**

Effective January 1, 2013 - June 30, 2013

HOURLY	40	14.85	15.59	16.37	17.19	18.05	18.95
BIWEEKLY		1,188.00	1,247.20	1,309.60	1,375.20	1,444.00	1,516.00
MONTHLY		2,574.00	2,702.27	2,837.47	2,979.60	3,128.67	3,284.67
ANNUAL		30,888.00	32,427.20	34,049.60	35,755.20	37,544.00	39,416.00

Exhibit "A"

**TOWN OF PARADISE SALARY PAY PLAN  
FISCAL YEAR 2012/13**

Position Title	Hours/Week	A Step	B Step	C Step	D Step	E Step	F Step
----------------	------------	--------	--------	--------	--------	--------	--------

**ADMINISTRATIVE ANALYST (BUSINESS & HOUSING) (Frozen as of 9/6/12)**

Effective July 1, 2012 - September 6, 2012 includes 5% salary reduction

HOURLY	40	14.38	15.10	15.86	16.65	17.48	18.35
BIWEEKLY		1,150.68	1,208.00	1,268.80	1,332.00	1,398.40	1,468.00
MONTHLY		2,493.14	2,617.33	2,749.07	2,886.00	3,029.87	3,180.67
ANNUAL		29,917.68	31,408.00	32,988.80	34,632.00	36,358.40	38,168.00

**HOUSING COORDINATOR**

Effective July 1, 2012 - December 30, 2012 includes 5% salary reduction

HOURLY	36	15.97	16.77	17.61	18.49	19.41	20.38
BIWEEKLY		1,149.78	1,207.44	1,267.92	1,331.28	1,397.52	1,467.36
MONTHLY		2,491.20	2,616.12	2,747.16	2,884.44	3,027.96	3,179.28
ANNUAL		29,894.34	31,393.44	32,965.92	34,613.28	36,335.52	38,151.36

Effective December 31, 2012 - June 30, 2013 salary concession expires

HOURLY	36	16.81	17.65	18.53	19.46	20.43	21.45
BIWEEKLY		1,210.30	1,270.80	1,334.16	1,401.12	1,470.96	1,544.40
MONTHLY		2,622.31	2,753.40	2,890.68	3,035.76	3,187.08	3,346.20
ANNUAL		31,467.76	33,040.80	34,688.16	36,429.12	38,244.96	40,154.40

**BUILDING PERMIT TECHNICIAN**

Effective July 1, 2012 - December 30, 2012 includes 5% salary reduction

HOURLY	36	12.83	13.47	14.14	14.85	15.59	16.37
BIWEEKLY		923.63	969.84	1,018.08	1,069.20	1,122.48	1,178.64
MONTHLY		2,001.20	2,101.32	2,205.84	2,316.60	2,432.04	2,553.72
ANNUAL		24,014.39	25,215.84	26,470.08	27,799.20	29,184.48	30,644.64

Exhibit "A"

**TOWN OF PARADISE SALARY PAY PLAN  
FISCAL YEAR 2012/13**

Position Title	Hours/Week	A Step	B Step	C Step	D Step	E Step	F Step
Effective December 31, 2012 - June 30, 2013 salary concession expires							
HOURLY	36	13.50	14.18	14.89	15.63	16.41	17.23
BIWEEKLY		972.24	1,020.96	1,072.08	1,125.36	1,181.52	1,240.56
MONTHLY		2,106.53	2,212.08	2,322.84	2,438.28	2,559.96	2,687.88
ANNUAL		25,278.36	26,544.96	27,874.08	29,259.36	30,719.52	32,254.56

**ENVIRONMENTAL SERVICES SPECIALIST**

Effective July 1, 2012 - December 30, 2012 includes 5% salary reduction							
HOURLY	40	14.75	15.49	16.26	17.07	17.92	18.82
BIWEEKLY		1,179.95	1,239.20	1,300.80	1,365.60	1,433.60	1,505.60
MONTHLY		2,556.56	2,684.93	2,818.40	2,958.80	3,106.13	3,262.13
ANNUAL		30,678.75	32,219.20	33,820.80	35,505.60	37,273.60	39,145.60

Effective December 31, 2012 - June 30, 2013 salary concession expires							
HOURLY	40	15.53	16.30	17.12	17.98	18.88	19.82
BIWEEKLY		1,242.06	1,304.00	1,369.60	1,438.40	1,510.40	1,585.60
MONTHLY		2,691.12	2,825.33	2,967.47	3,116.53	3,272.53	3,435.47
ANNUAL		32,293.46	33,904.00	35,609.60	37,398.40	39,270.40	41,225.60

**CONSTRUCTION INSPECTOR**

Effective July 1, 2012 - December 30, 2012 includes 5% salary reduction							
HOURLY	40	14.90	15.65	16.43	17.25	18.11	19.02
BIWEEKLY		1,192.15	1,252.00	1,314.40	1,380.00	1,448.80	1,521.60
MONTHLY		2,583.00	2,712.67	2,847.87	2,990.00	3,139.07	3,296.80
ANNUAL		30,995.95	32,552.00	34,174.40	35,880.00	37,668.80	39,561.60

Effective December 31, 2012 - June 30, 2013 salary concession expires							
HOURLY	40	15.69	16.47	17.29	18.15	19.06	20.01
BIWEEKLY		1,254.90	1,317.60	1,383.20	1,452.00	1,524.80	1,600.80
MONTHLY		2,718.94	2,854.80	2,996.93	3,146.00	3,303.73	3,468.40



Exhibit "A"

**TOWN OF PARADISE SALARY PAY PLAN  
FISCAL YEAR 2012/13**

Position Title	Hours/Week	A Step	B Step	C Step	D Step	E Step	F Step
ANNUAL		32,627.30	34,257.60	35,963.20	37,752.00	39,644.80	41,620.80

**SENIOR CODE ENFORCEMENT OFFICER**

Effective July 1, 2012 - December 30, 2012 includes 5% salary reduction

HOURLY	32	20.35	21.37	22.44	23.56	24.74	25.98
BIWEEKLY		1,302.42	1,367.68	1,436.16	1,507.84	1,583.36	1,662.72
MONTHLY		2,821.91	2,963.31	3,111.68	3,266.99	3,430.61	3,602.56
ANNUAL		33,862.90	35,559.68	37,340.16	39,203.84	41,167.36	43,230.72

Effective December 31, 2012 - June 30, 2013 salary concession expires

HOURLY	32	21.42	22.49	23.61	24.79	26.03	27.33
BIWEEKLY		1,370.97	1,439.36	1,511.04	1,586.56	1,665.92	1,749.12
MONTHLY		2,970.43	3,118.61	3,273.92	3,437.55	3,609.49	3,789.76
ANNUAL		35,645.21	37,423.36	39,287.04	41,250.56	43,313.92	45,477.12

**ASSISTANT PLANNER**

Effective July 1, 2012 - December 30, 2012 includes 5% salary reduction

HOURLY	40	18.01	18.91	19.86	20.85	21.89	22.98
BIWEEKLY		1,440.96	1,512.80	1,588.80	1,668.00	1,751.20	1,838.40
MONTHLY		3,122.08	3,277.73	3,442.40	3,614.00	3,794.27	3,983.20
ANNUAL		37,464.96	39,332.80	41,308.80	43,368.00	45,531.20	47,798.40

Effective December 31, 2012 - June 30, 2013 salary concession expires

HOURLY	40	18.96	19.91	20.91	21.96	23.06	24.21
BIWEEKLY		1,516.80	1,592.80	1,672.80	1,756.80	1,844.80	1,936.80
MONTHLY		3,286.40	3,451.07	3,624.40	3,806.40	3,997.07	4,196.40
ANNUAL		39,436.80	41,412.80	43,492.80	45,676.80	47,964.80	50,356.80

Exhibit "A"

**TOWN OF PARADISE SALARY PAY PLAN  
FISCAL YEAR 2012/13**

Position Title	Hours/Week	A Step	B Step	C Step	D Step	E Step	F Step
----------------	------------	--------	--------	--------	--------	--------	--------

**ASSISTANT ONSITE SANITARY OFFICIAL**

Effective July 1, 2012 - December 30, 2012 includes 5% salary reduction

HOURLY	40	18.76	19.70	20.69	21.72	22.81	23.95
BIWEEKLY		1,501.17	1,576.00	1,655.20	1,737.60	1,824.80	1,916.00
MONTHLY		3,252.53	3,414.67	3,586.27	3,764.80	3,953.73	4,151.33
ANNUAL		39,030.37	40,976.00	43,035.20	45,177.60	47,444.80	49,816.00

Effective December 31, 2012 - June 30, 2013 salary concession expires

HOURLY	40	19.75	20.74	21.78	22.87	24.01	25.21
BIWEEKLY		1,580.18	1,659.20	1,742.40	1,829.60	1,920.80	2,016.80
MONTHLY		3,423.71	3,594.93	3,775.20	3,964.13	4,161.73	4,369.73
ANNUAL		41,084.58	43,139.20	45,302.40	47,569.60	49,940.80	52,436.80

**PUBLIC WORKS MANAGER**

Effective July 1, 2012 - December 30, 2012 includes 5% salary reduction

HOURLY	40	25.97	27.27	28.63	30.06	31.56	33.14
BIWEEKLY		2,077.73	2,181.60	2,290.40	2,404.80	2,524.80	2,651.20
MONTHLY		4,501.74	4,726.80	4,962.53	5,210.40	5,470.40	5,744.27
ANNUAL		54,020.93	56,721.60	59,550.40	62,524.80	65,644.80	68,931.20

Effective December 31, 2012 - June 30, 2013 salary concession expires

HOURLY	40	27.34	28.71	30.15	31.66	33.24	34.90
BIWEEKLY		2,187.08	2,296.80	2,412.00	2,532.80	2,659.20	2,792.00
MONTHLY		4,738.67	4,976.40	5,226.00	5,487.73	5,761.60	6,049.33
ANNUAL		56,864.08	59,716.80	62,712.00	65,852.80	69,139.20	72,592.00

Exhibit "A"

**TOWN OF PARADISE SALARY PAY PLAN  
FISCAL YEAR 2012/13**

Position Title	Hours/Week	A Step	B Step	C Step	D Step	E Step	F Step
----------------	------------	--------	--------	--------	--------	--------	--------

**ONSITE SANITARY OFFICIAL**

Effective July 1, 2012 - December 30, 2012 includes 5% salary reduction

HOURLY	40	25.97	27.27	28.63	30.06	31.56	33.14
BIWEEKLY		2,077.73	2,181.60	2,290.40	2,404.80	2,524.80	2,651.20
MONTHLY		4,501.74	4,726.80	4,962.53	5,210.40	5,470.40	5,744.27
ANNUAL		54,020.93	56,721.60	59,550.40	62,524.80	65,644.80	68,931.20

Effective December 31, 2012 - June 30, 2013 salary concession expires

HOURLY	40	27.34	28.71	30.15	31.66	33.24	34.90
BIWEEKLY		2,187.08	2,296.80	2,412.00	2,532.80	2,659.20	2,792.00
MONTHLY		4,738.67	4,976.40	5,226.00	5,487.73	5,761.60	6,049.33
ANNUAL		56,864.08	59,716.80	62,712.00	65,852.80	69,139.20	72,592.00

**ASSOCIATE ENGINEER**

Effective November 1, 2012 - December 30, 2012 includes 5% salary reduction

HOURLY	40	29.87	31.36	32.93	34.58	36.30	38.12
BIWEEKLY		2,389.44	2,508.91	2,634.36	2,766.08	2,904.38	3,049.60
MONTHLY		5,177.12	5,435.98	5,707.77	5,993.16	6,292.82	6,607.46
ANNUAL		62,125.44	65,231.71	68,493.30	71,917.96	75,513.86	79,289.55

Effective December 31, 2012 - June 30, 2013 salary concession expires

HOURLY	40	31.44	33.01	34.66	36.39	38.21	40.12
BIWEEKLY		2,515.20	2,640.80	2,772.80	2,911.20	3,056.80	3,209.60
MONTHLY		5,449.60	5,721.73	6,007.73	6,307.60	6,623.07	6,954.13
ANNUAL		65,395.20	68,660.80	72,092.80	75,691.20	79,476.80	83,449.60

Exhibit "A"

**TOWN OF PARADISE SALARY PAY PLAN  
FISCAL YEAR 2012/13**

Position Title	Hours/Week	A Step	B Step	C Step	D Step	E Step	F Step
----------------	------------	--------	--------	--------	--------	--------	--------

**FIRE MARSHAL/BUILDING OFFICIAL**

Effective July 1, 2012 - December 30, 2012 includes 5% salary reduction

HOURLY	40	31.01	32.56	34.19	35.90	37.70	39.59
BIWEEKLY		2,481.07	2,604.80	2,735.20	2,872.00	3,016.00	3,167.20
MONTHLY		5,375.66	5,643.73	5,926.27	6,222.67	6,534.67	6,862.27
ANNUAL		64,507.87	67,724.80	71,115.20	74,672.00	78,416.00	82,347.20

Effective December 31, 2012 - June 30, 2013 salary concession expires

HOURLY	40	32.65	34.28	35.99	37.79	39.68	41.66
BIWEEKLY		2,611.66	2,742.40	2,879.20	3,023.20	3,174.40	3,332.80
MONTHLY		5,658.59	5,941.87	6,238.27	6,550.27	6,877.87	7,221.07
ANNUAL		67,903.06	71,302.40	74,859.20	78,603.20	82,534.40	86,652.80

**INFORMATION TECHNOLOGY MANAGER**

Effective July 1, 2012 - December 30, 2012 includes 5% salary reduction

HOURLY	40	31.83	33.42	35.09	36.84	38.68	40.61
BIWEEKLY		2,546.13	2,673.60	2,807.20	2,947.20	3,094.40	3,248.80
MONTHLY		5,516.61	5,792.80	6,082.27	6,385.60	6,704.53	7,039.07
ANNUAL		66,199.33	69,513.60	72,987.20	76,627.20	80,454.40	84,468.80

Effective December 31, 2012 - June 30, 2013 salary concession expires

HOURLY	40	33.50	35.18	36.94	38.79	40.73	42.77
BIWEEKLY		2,680.14	2,814.40	2,955.20	3,103.20	3,258.40	3,421.60
MONTHLY		5,806.96	6,097.87	6,402.93	6,723.60	7,059.87	7,413.47
ANNUAL		69,683.54	73,174.40	76,835.20	80,683.20	84,718.40	88,961.60

Exhibit "A"

**TOWN OF PARADISE SALARY PAY PLAN  
FISCAL YEAR 2012/13**

Position Title	Hours/Week	A Step	B Step	C Step	D Step	E Step	F Step
----------------	------------	--------	--------	--------	--------	--------	--------

**COMMUNITY DEVELOPMENT DIRECTOR**

Effective July 1, 2012 - June 30, 2013

HOURLY	40	33.50	35.18	36.94	38.79	40.73	42.77
BIWEEKLY		2,680.00	2,814.40	2,955.20	3,103.20	3,258.40	3,421.60
MONTHLY		5,806.67	6,097.87	6,402.93	6,723.60	7,059.87	7,413.47
ANNUAL		69,680.00	73,174.40	76,835.20	80,683.20	84,718.40	88,961.60

**ASST. TOWN MANAGER/BUS & HOUSING DIR. (Frozen as of 1/1/13)**

Effective July 1, 2012 - December 31, 2012

HOURLY	40	41.04	43.09	45.24	47.50	49.88	52.37
BIWEEKLY		3,283.20	3,447.20	3,619.20	3,800.00	3,990.40	4,189.60
MONTHLY		7,113.60	7,468.93	7,841.60	8,233.33	8,645.87	9,077.47
ANNUAL		85,363.20	89,627.20	94,099.20	98,800.00	103,750.40	108,929.60

**FIRE ADMINISTRATION**

**CIVILIAN FIRE PREVENTION INSPECTOR**

Effective July 1, 2012 - June 30, 2013

HOURLY	18	10.14	10.65	11.18	11.74	12.33
BIWEEKLY		365.04	383.40	402.48	422.64	443.88
MONTHLY		790.92	830.70	872.04	915.72	961.74
ANNUAL		9,491.04	9,968.40	10,464.48	10,988.64	11,540.88

**ADMINISTRATIVE ASSISTANT II (FIRE)**

Effective July 1, 2012 - December 30, 2012 includes 5% salary reduction

HOURLY	24	14.11	14.81	15.55	16.33	17.15	18.01
BIWEEKLY		677.23	710.88	746.40	783.84	823.20	864.48
MONTHLY		1,467.34	1,540.24	1,617.20	1,698.32	1,783.60	1,873.04

Exhibit "A"

**TOWN OF PARADISE SALARY PAY PLAN  
FISCAL YEAR 2012/13**

Position Title	Hours/Week	A Step	B Step	C Step	D Step	E Step	F Step
ANNUAL		17,608.03	18,482.88	19,406.40	20,379.84	21,403.20	22,476.48
Effective December 31, 2012 - June 30, 2013 salary concession expires							
HOURLY	24	14.85	15.59	16.37	17.19	18.05	18.95
BIWEEKLY		712.88	748.32	785.76	825.12	866.40	909.60
MONTHLY		1,544.57	1,621.36	1,702.48	1,787.76	1,877.20	1,970.80
ANNUAL		18,534.80	19,456.32	20,429.76	21,453.12	22,526.40	23,649.60

**FIRE CHIEF (Cal Fire Contract)**

**FIRE SUPPRESSION**

**FIREFIGHTER (Effective 1/1/13 Cal Fire Contract)**

Effective July 1, 2012 - December 31, 2012							
HOURLY	56	14.21	14.92	15.67	16.45	17.27	18.13
BIWEEKLY		1,591.92	1,671.04	1,755.04	1,842.40	1,934.24	2,030.56
MONTHLY		3,449.17	3,620.59	3,802.59	3,991.87	4,190.85	4,399.55
ANNUAL		41,390.00	43,447.04	45,631.04	47,902.40	50,290.24	52,794.56

**FIRE ENGINEER (Effective 1/1/13 Cal Fire Contract)**

Effective July 1, 2012 - December 31, 2012							
HOURLY	56	16.47	17.29	18.15	19.06	20.01	21.01
BIWEEKLY		1,844.63	1,936.48	2,032.80	2,134.72	2,241.12	2,353.12
MONTHLY		3,996.70	4,195.71	4,404.40	4,625.23	4,855.76	5,098.43
ANNUAL		47,960.35	50,348.48	52,852.80	55,502.72	58,269.12	61,181.12

Exhibit "A"

**TOWN OF PARADISE SALARY PAY PLAN  
FISCAL YEAR 2012/13**

<b>Position Title</b>	<b>Hours/Week</b>	<b>A Step</b>	<b>B Step</b>	<b>C Step</b>	<b>D Step</b>	<b>E Step</b>	<b>F Step</b>
-----------------------	-------------------	---------------	---------------	---------------	---------------	---------------	---------------

**FIRE CAPTAIN (Effective 1/1/13 Cal Fire Contract)**

Effective July 1, 2012 - December 31, 2012

HOURLY	56	18.17	19.08	20.03	21.03	22.08	23.18
BIWEEKLY		2,035.07	2,136.96	2,243.36	2,355.36	2,472.96	2,596.16
MONTHLY		4,409.33	4,630.08	4,860.61	5,103.28	5,358.08	5,625.01
ANNUAL		52,911.91	55,560.96	58,327.36	61,239.36	64,296.96	67,500.16

**FIRE BATTALION CHIEF (Effective 1/1/13 Cal Fire Contract)**

Effective July 1, 2012 - December 31, 2012

HOURLY	56	23.48	24.65	25.88	27.17	28.53	29.96
BIWEEKLY		2,629.60	2,760.80	2,898.56	3,043.04	3,195.36	3,355.52
MONTHLY		5,697.47	5,981.73	6,280.21	6,593.25	6,923.28	7,270.29
ANNUAL		68,369.68	71,780.80	75,362.56	79,119.04	83,079.36	87,243.52

**TOWN OF PARADISE  
RESOLUTION NO. 12-27**

**A RESOLUTION OF THE TOWN COUNCIL OF THE TOWN OF PARADISE APPROVING AND  
ADOPTING THE TOWN OF PARADISE CAPITAL IMPROVEMENT PLAN FOR THE 2012-2013 FISCAL YEAR**

WHEREAS, the Town of Paradise needs to plan for critical long term Capital Improvement Projects; and

WHEREAS, a Town adopted Capital Improvement Plan (Exhibit A) will provide a valuable planning tool for Town staff; and

WHEREAS, a capital improvement plan recently prepared by staff is a planning document that is dependent upon future funding and staff resources; and

WHEREAS, This proposed Capital Improvement Plan has been reviewed by the Planning Director and reported to be consistent with the goals and objectives of the Town's adopted 1994 Paradise General Plan; and

WHEREAS, adoption of a Capital Improvement Plan will inform the local utilities and citizens of planned capital improvements; and

WHEREAS, advance planning and early coordination of Capital Improvement projects will allow all affected agencies to better coordinate construction and rehabilitation projects;

NOW, THEREFORE, BE IT RESOLVED by the Town Council of the Town of Paradise as follows:

Section 1. The Capital Improvement Plan attached as Exhibit "A" is hereby approved and adopted for the time period of July 1, 2012 through June 30, 2013.

/

/

/

/



PASSED AND ADOPTED by the Town Council of the Town of Paradise this 31st day of July, 2012, by the following vote:

AYES: Joe DiDuca, Scott Lotter, Tim Titus, Alan White and Steve "Woody" Culleton, Mayor

NOES: None.

ABSENT: None.

NOT VOTING: None.

\_\_\_\_\_/s/\_\_\_\_\_  
Steve "Woody" Culleton, Mayor

ATTEST: 08/07/12

By: \_\_\_\_\_/s/\_\_\_\_\_  
Joanna Gutierrez, Town Clerk

APPROVED AS TO FORM:

\_\_\_\_\_/s/\_\_\_\_\_  
Dwight L. Moore, Town Attorney

**TOWN OF PARADISE  
Fiscal Year 2012/13 Budget  
CAPITAL IMPROVEMENT PLAN**

	Total Estimated Costs (Including Wages)	2112  CMAQ	Funding Source 2510-51  DIF Fund Roads
--	---	------------------	--

**Fiscal Year 2012/13**

Pearson/Recreation Signal - Construction	1,624,332	1,624,332	
So. Libby Road Rehabilitation	213,297		213,297
	1,837,629	1,624,332	213,297
			-

**SUCCESSOR AGENCY TO THE PARADISE REDEVELOPMENT AGENCY  
RESOLUTION NO. 12-02**

**A RESOLUTION OF THE SUCCESSOR AGENCY TO THE PARADISE REDEVELOPMENT AGENCY  
ADOPTING THE FISCAL YEAR 2012/2013  
SUCCESSOR AGENCY TO THE PARADISE REDEVELOPMENT AGENCY BUDGETS**

**WHEREAS**, the Successor Agency to the Paradise Redevelopment Agency Board of Directors has reviewed the proposed Preliminary 2012/13 Budget recommendations that were presented for the Town of Paradise as Successor Redevelopment Agency Fund, the Town of Paradise Housing Fund, the Town of Paradise as Successor Agency Revolving Loan Fund, the Town of Paradise Housing Revolving Loan Fund, and the Redevelopment Obligation Retirement Fund at the Special Budget Meeting on July 31, 2012;

**NOW, THEREFORE, BE IT RESOLVED** that the Successor Agency to the Paradise Redevelopment Agency Board of Directors after this review has determined the Budget appropriations for the above listed funds as identified in the FY 2012/13 adopted Budget contingent upon review and approval of the Oversight Board to the Successor Agency to the Paradise Redevelopment Agency.

**PASSED AND ADOPTED** by the Successor Agency to the Paradise Redevelopment Agency this 31st day of July, 2012, by the following vote:

- AYES:** Joe DiDuca, Scott Lotter, Tim Titus, Alan White and Steve “Woody” Culleton, Chair  
**NOES:** None.  
**ABSENT:** None.  
**NOT VOTING:** None.

\_\_\_\_\_/s/\_\_\_\_\_  
Steve “Woody” Culleton, Chair

**ATTEST:** 08/07/12

APPROVED AS TO FORM:

By: \_\_\_\_\_/s/\_\_\_\_\_  
Joanna Gutierrez, Agency Secretary

\_\_\_\_\_/s/\_\_\_\_\_  
Dwight \_\_\_\_\_, Agency Counsel