



# TOWN OF PARADISE

5555 SKYWAY • PARADISE, CALIFORNIA 95969-4931  
TELEPHONE (530) 872-6291 FAX (530) 877-5059  
www.townofparadise.com

## **TOWN COUNCIL & SUCCESSOR AGENCY TO THE PARADISE REDEVELOPMENT AGENCY FISCAL YEAR ADOPTED BUDGETS July 23, 2019**

### **FY 2019/20 BUDGET OVERVIEW**

- [1.](#) p4 Budget Presentation
- [1a.](#) p80 Personnel Structure
- [1b.](#) p82 Employee Position Control Summary
- [1c.](#) p84 Salary Pay Plan
- [1d.](#) p104 All Funds Summary
- [1e.](#) p119 General Fund Summary

[1f.](#) p134 Measure C – Sales Tax

[1g.](#) p144 Town Council

[1h.](#) p148 Town Manager

[1i.](#) p161 Town Clerk

[1j.](#) p166 Legal Services

[1k.](#) p170 Administrative Services

- Central Services
- Information/Technology
- Finance
- Human Resources
- Facility Rental
- Emergency Operations
- Business & Housing

[1l.](#) p200 Police Department

- Administration
- Operations
- Communications
- Animal Control

[1m.](#) p227 Fire Department

- Administration
- Suppression
- Volunteers

[1n.](#) p243 Community Development Services

- Planning
- Waste Management
- Building Safety & Waste Water
- Abandoned Vehicle Abatement

[1o.](#) p263 Public Works Department

- Engineering
- Fleet Maintenance
- Community Park
- Facilities
- Gas Tax
- Transit
- Transportation

[1p.](#) p298 Capital Improvement Projects

[1q.](#) p326 Successor Agency to the Redevelopment Agency

[1r.](#) p330 Resolutions



# Town of Paradise

---

FISCAL YEAR 2019/20 OPERATING AND CAPITAL BUDGETS

JULY 23, 2019



A photograph of a sunset over a body of water. The sun is low on the horizon, creating a bright orange and yellow glow that reflects on the water. The sky is filled with large, dark clouds. The text is overlaid on the image in a white, sans-serif font.

Persistence,  
Positive Attitude  
&  
Patience

Fiscal Year  
2019/20  
Budget  
Overview

# Budget Realities

---



# 2019/20 Operating and Capital Budget Highlights

## Personnel

Complete Classification, Salary and Organization Study

Recruit, Hire and Train 9 Employees to Achieve Budgeted Positions

Negotiations with all 5 Employee Groups

## Recovery

### Insurance Advances

- \$3.2 of \$5 Million for Lost Revenue
- \$2.5 Million for Property Loss

### \$5 Million Advance for Public Assistance Projects

- \$3.1 Million Spent

\$23.5 Million Cal Home DA Grant to Reconstruct 200 homes in 3 years

## Capital Projects

Skyway at Black Olive Signal

Resiliency Permit & Housing Resource Center

Downtown Sewer Environmental Study

Public Safety Radio System

# 2019/20 Operating and Capital Budget Challenges

---

Stabilize Personnel

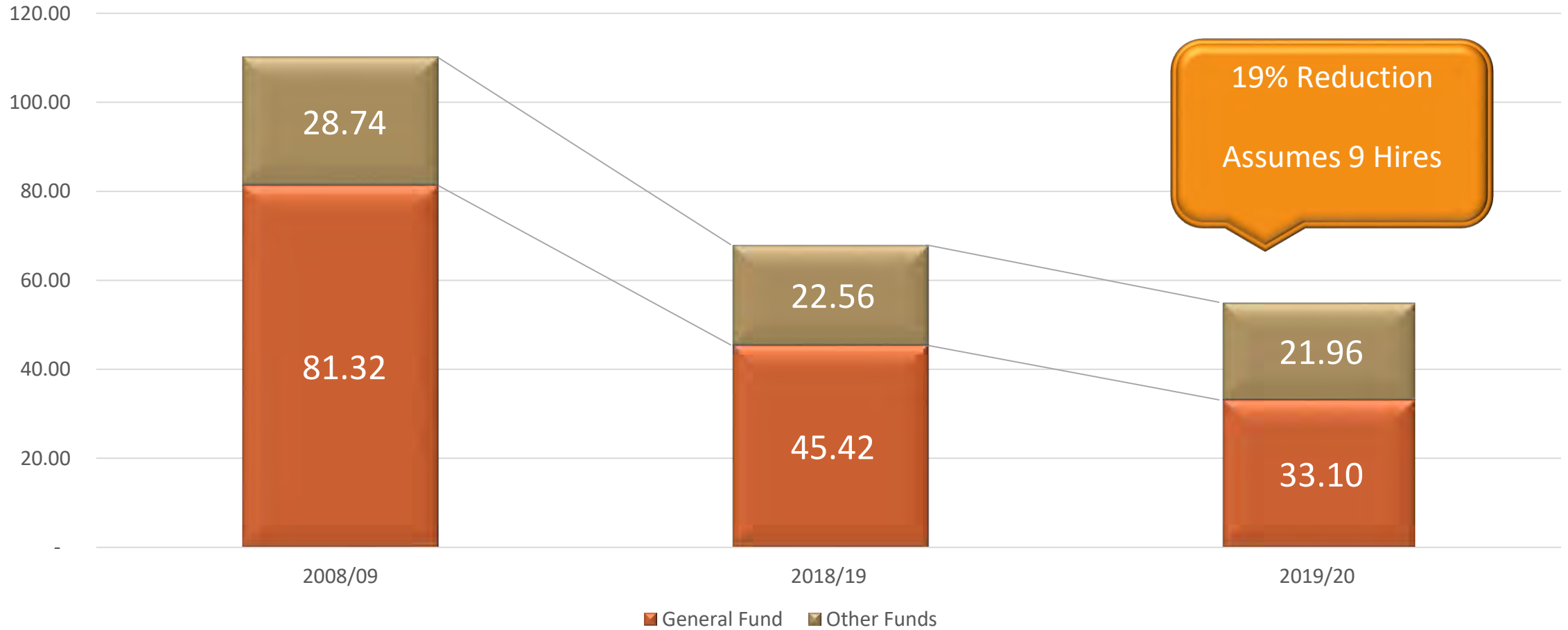
Receiving PG&E  
Settlement & Forming  
Plan for Financial  
Sustainability



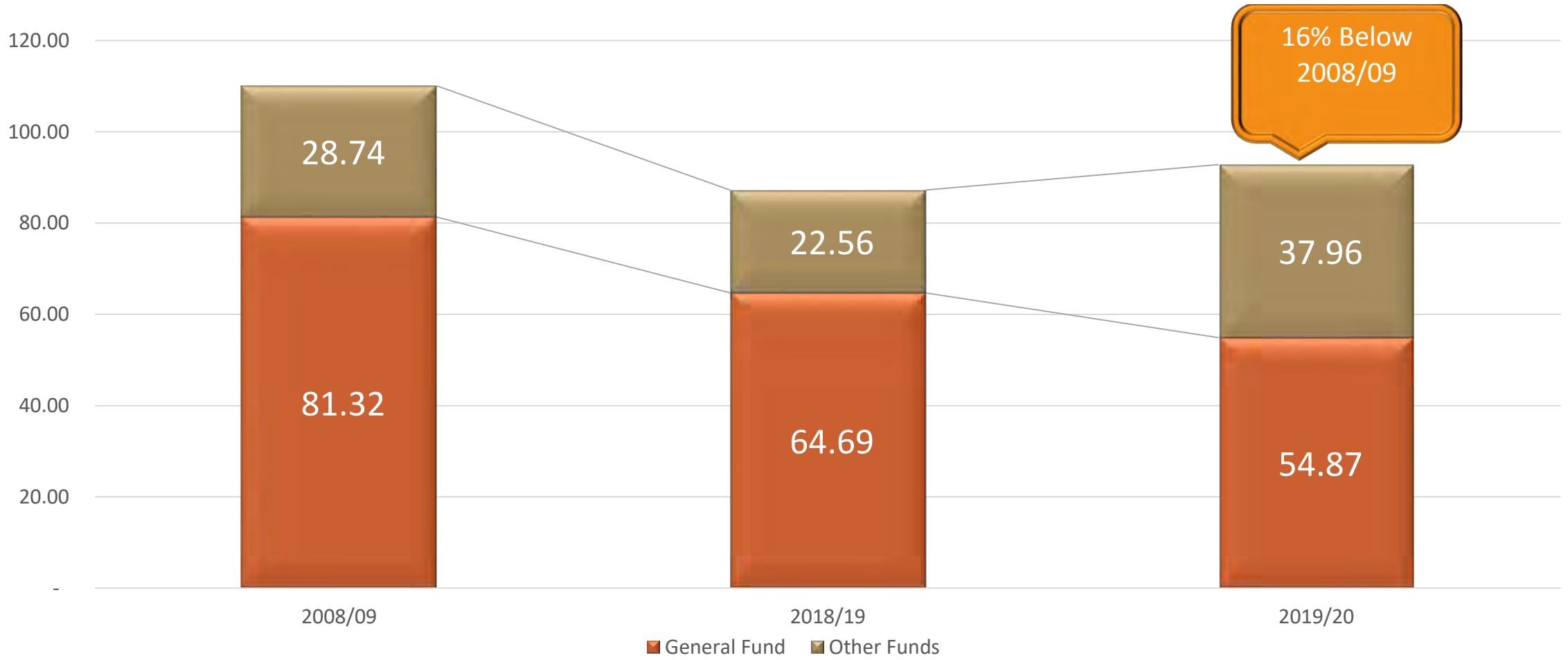


# Town of Paradise Personnel

# Employee Reductions



# Personnel with Contract Augmentation



# Hiring Realities and Process

---



## Must Complete Compensation Study

- To Understand Market
- Proposal to be submitted to Council 8/13/19
- Process to Implement Results



## Recruitment Challenges

- Competition
- Housing
- Workload



## Background & Training

- Required before Productive Employee



# 2019/20 Proposed Employee Assumptions & Modifications

## 9 Hires to Reach Budgeted FTE

- CDD Director
- PW Director/Town Engineer
- Disaster Recovery Manager
- (5) Police Officers
- Housing Analyst

## Amend Public Safety Recruitment Incentives

- Lateral Sign on Bonus \$20,000 (\$10,000 at Signing & \$10,000 after probation)
- Academy Sponsorship is \$30,000

## Transition Public Safety Dispatch Function to Butte County Sheriff

- Unable to hire needed Personnel
- Will reclassify existing Employees to other key functions
- More details with Organizational Study

# 2019/20 Proposed Contract Labor to Augment Staffing

---

## 4 Leaf

- For Plan Checks and Building Permits
- Funded by Grant and User Fees

## In Process

- For Eligibility, Construction & Inspection of 200 Homes
- Funded by CalHome Grant

## Butte County Sheriff

- For Dispatch Support
- Funded by General Fund

## Ernst & Young

- For Insurance, Public Assistance & Hazard Mitigation
- Funded by Same

## In Process

- Information Technology Support
- Funded by General Fund

## Mark Thomas Engineering

- For Recovery & CIP Projects
- Funded by Gas Tax & Grants

## Blue Flamingo

- For Communications & PR
- Funded by Grant



**CITIZENS OF PARADISE**

**FY 2019/20**  
**55.1 Full Time Equivalent Employees**  
**(8 Town Manager Direct Reports)**

**TOWN COUNCIL**

**TOWN ATTORNEY**

- PLANNING COMMISSION
- SUCCESSOR AGENCY TO THE PARADISE RDA
- MEASURE C OVERSIGHT

**TOWN MANAGER**

Administrative Analyst II

Town Clerk  
Admin. Analyst I

**Disaster Recovery Manager**

**Police Services**  
**Police Chief**

**Fire Services**  
**Cal-Fire Contract**

**Public Works / Engineering**  
**Public Works Dir./Town Eng**

**Community Development**  
**Community Development Director**

**Administrative Services**  
**Administrative Services/Finance Dir.**

- OPERATIONS
- INVESTIGATIONS
- COMMUNICATIONS
- ANIMAL CONTROL

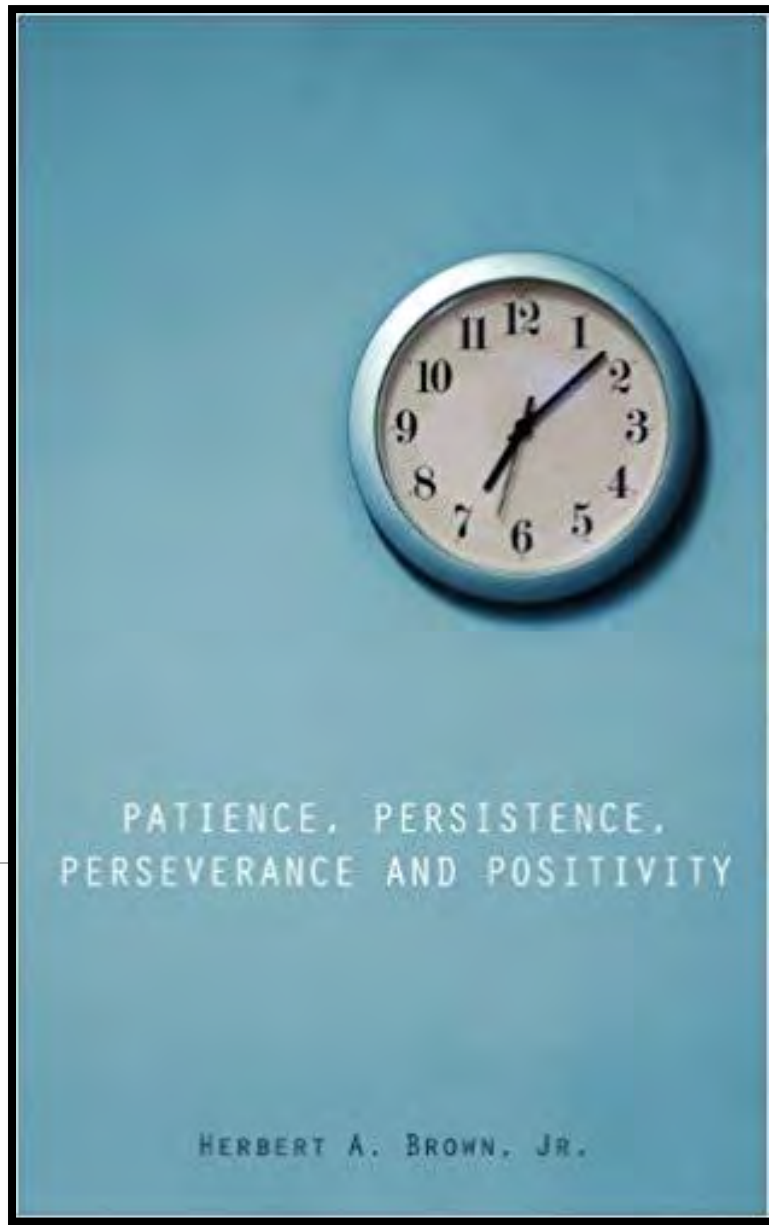
- SUPPRESSION
- PREVENTION
- FIRE VOLUNTEERS

- ENGINEERING
- STREET MAINT
- TRANSIT
- FLEET

- PLANNING
- BUILDING
- WASTEWATER
- SOLID WASTE

- FINANCE
- IT
- HR/RISK MGT
- BUS. & HOUSING
- GRANTS





# General Fund

# General Fund Summary

	2017/18 Audit	2018/19 Estimated Actual	2019/20 Proposed Budget
Total Revenues	\$11,771,578	\$10,775,418*	\$12,038,545*
Measure "C" Receipts	1,368,621	1,308,221	700,000
Total Resources	\$13,140,199	\$12,083,639	\$12,738,545
Total Expenditures	11,625,566	10,775,418	12,038,545
Measure "C" Expenditures	1,140,659	1,010,884	755,344
Total Financial Uses	\$12,766,225	\$11,786,302	\$12,793,889
General Fund Net Income	\$373,974	\$297,337	\$(55,344)

\*State Property Tax Backfill and Lost Revenue Insurance Proceeds used to balance funds in 2018/19 & 2019/20

# General Fund Reserves

	2017/18 Audit	2018/19 Estimated Actual	2019/20 Proposed Budget
Designated Reserves			
Nonspendable (RDA and Other Loans)	\$1,334,971	\$1,295,104	\$1,255,934
Assigned for Property Abatements	20,000	20,000	20,000
<b><i>Unassigned – Cash Flow</i></b>	<b><i>1,509,264</i></b>	<b><i>1,549,131</i></b>	<b><i>1,588,301*</i></b>
Designated Reserves – Measure C			
Assigned – Police Vehicle Payments	174,637	20,637	20,637
<b><i>Unassigned – Ongoing expenses</i></b>	<b><i>726,123</i></b>	<b><i>1,177,460</i></b>	<b><i>1,122,116**</i></b>
Ending Fund Balance	\$3,764,995	\$4,062,332	\$4,006,988

\*Provides cash flow of 1.5 months.

\*\*See Measure C Financial Plan

# General Fund Revenues

---

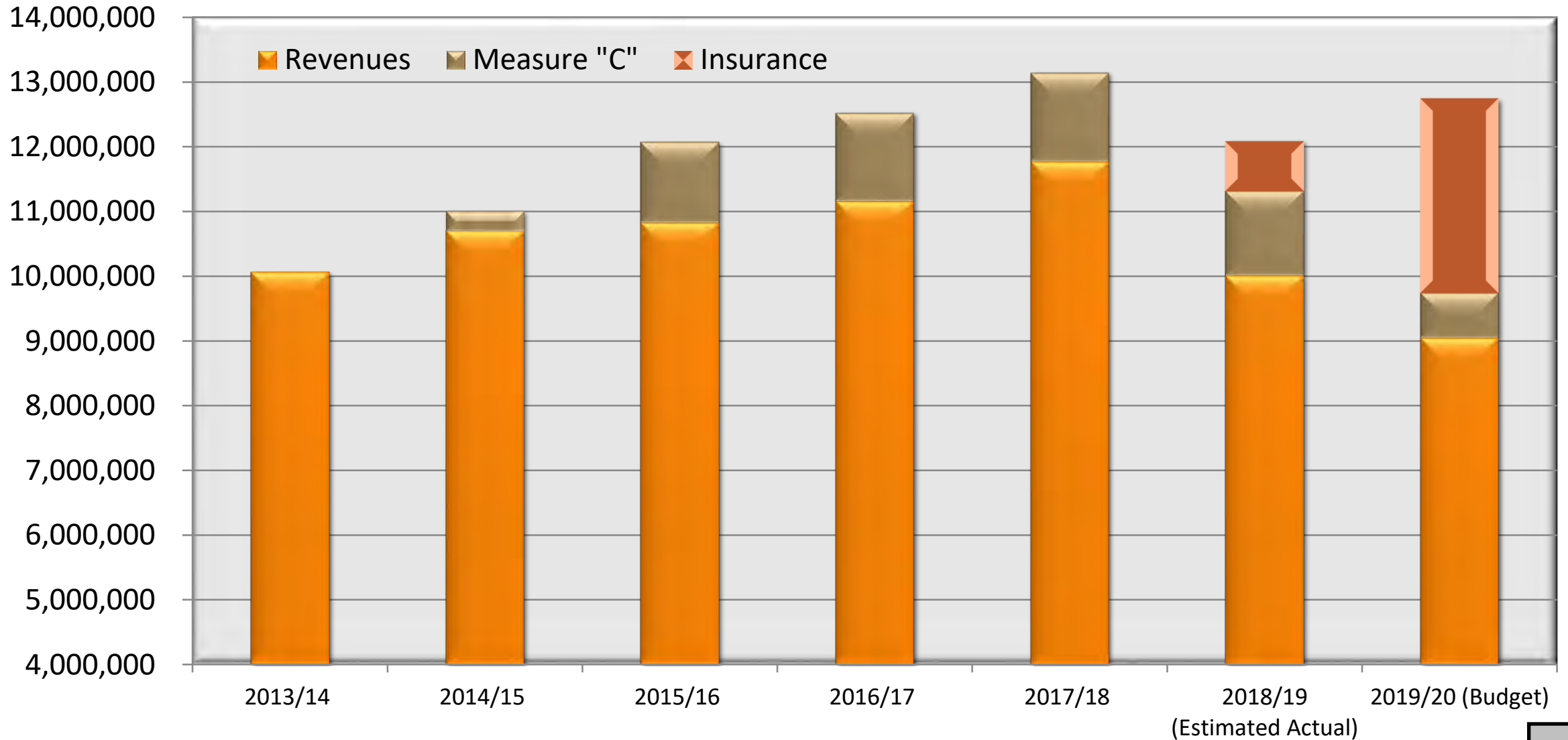


**PERSISTENCE**

**PERSEVERANCE**

**PATIENCE**

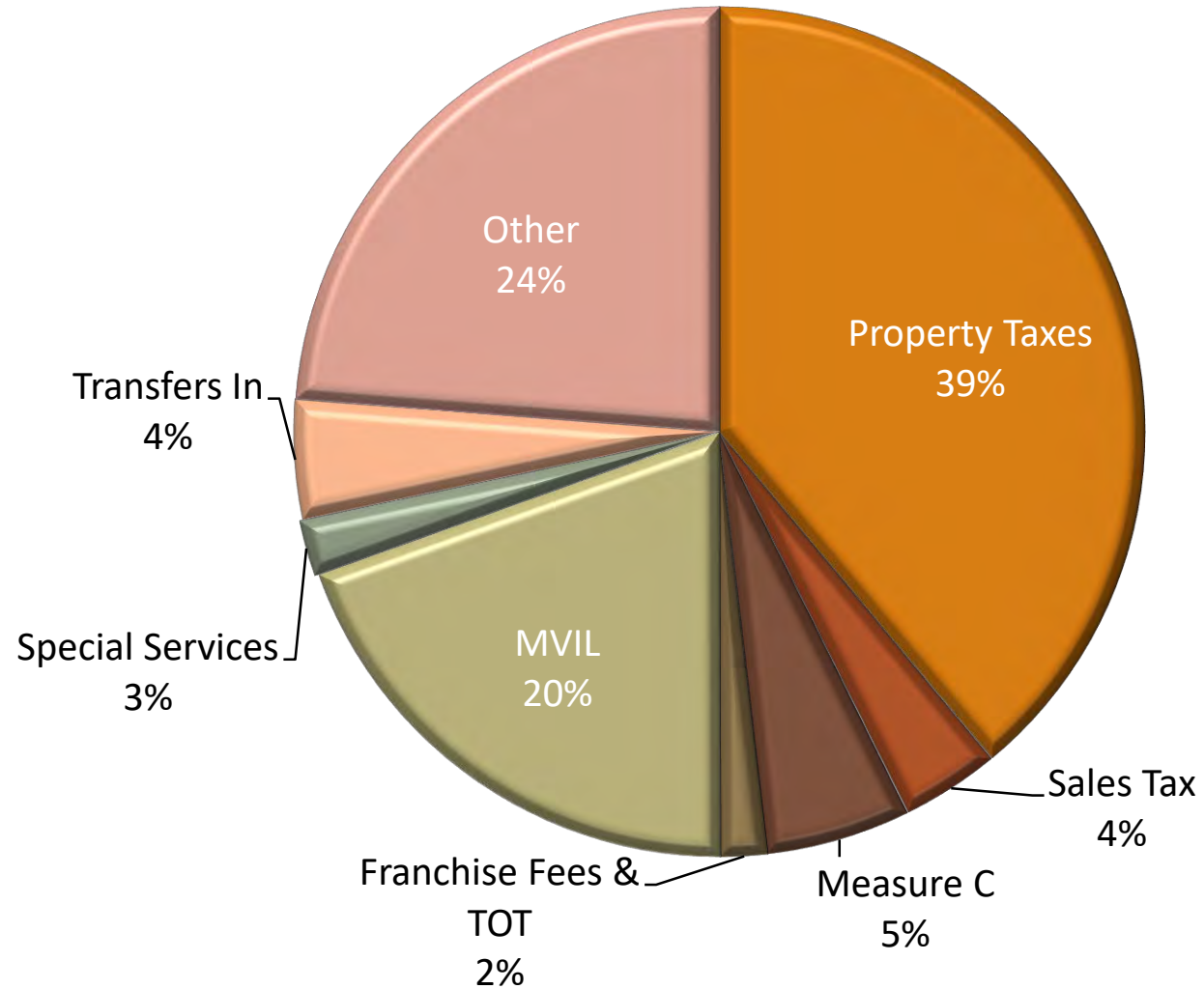
# General Fund Revenues Seven Year Comparison



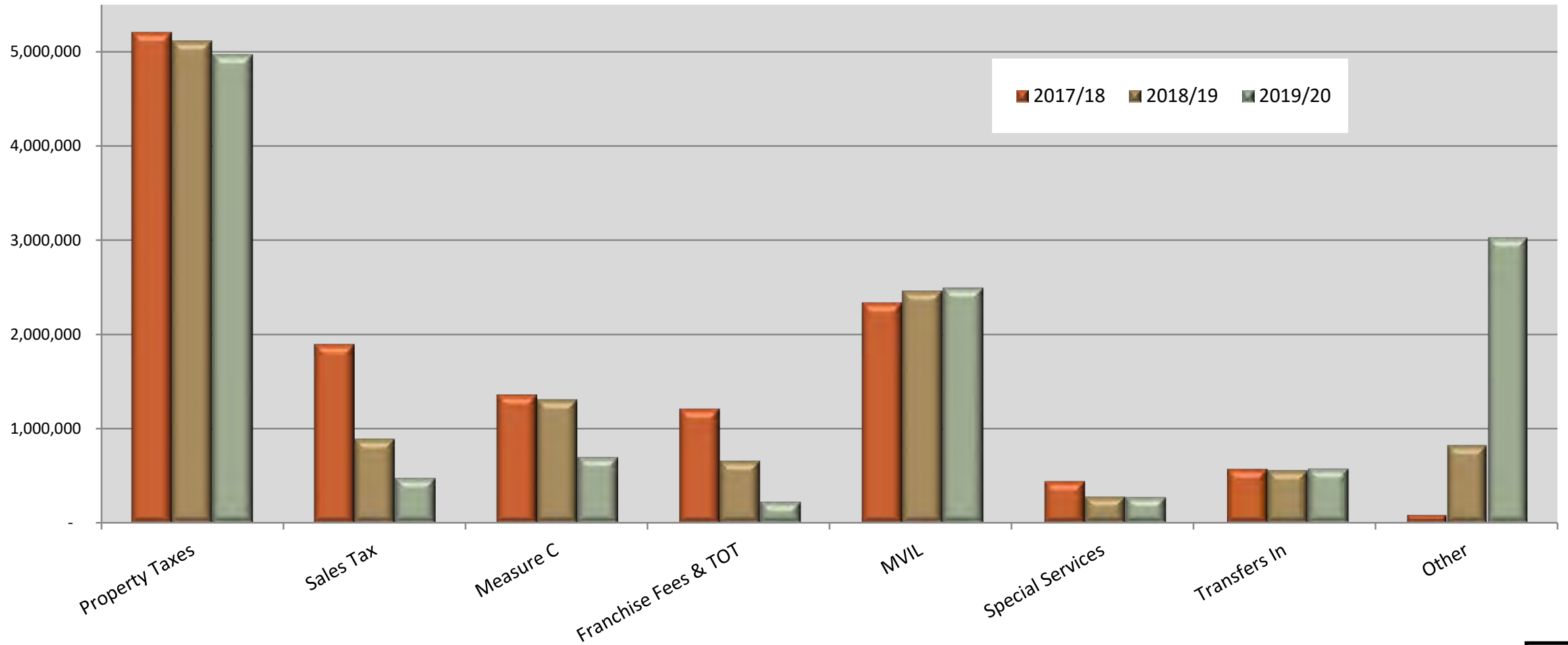


# General Fund 2019/20

Total Resources \$12,738,545



# Change of General Fund Revenue by Resource



# General Fund Expenditures

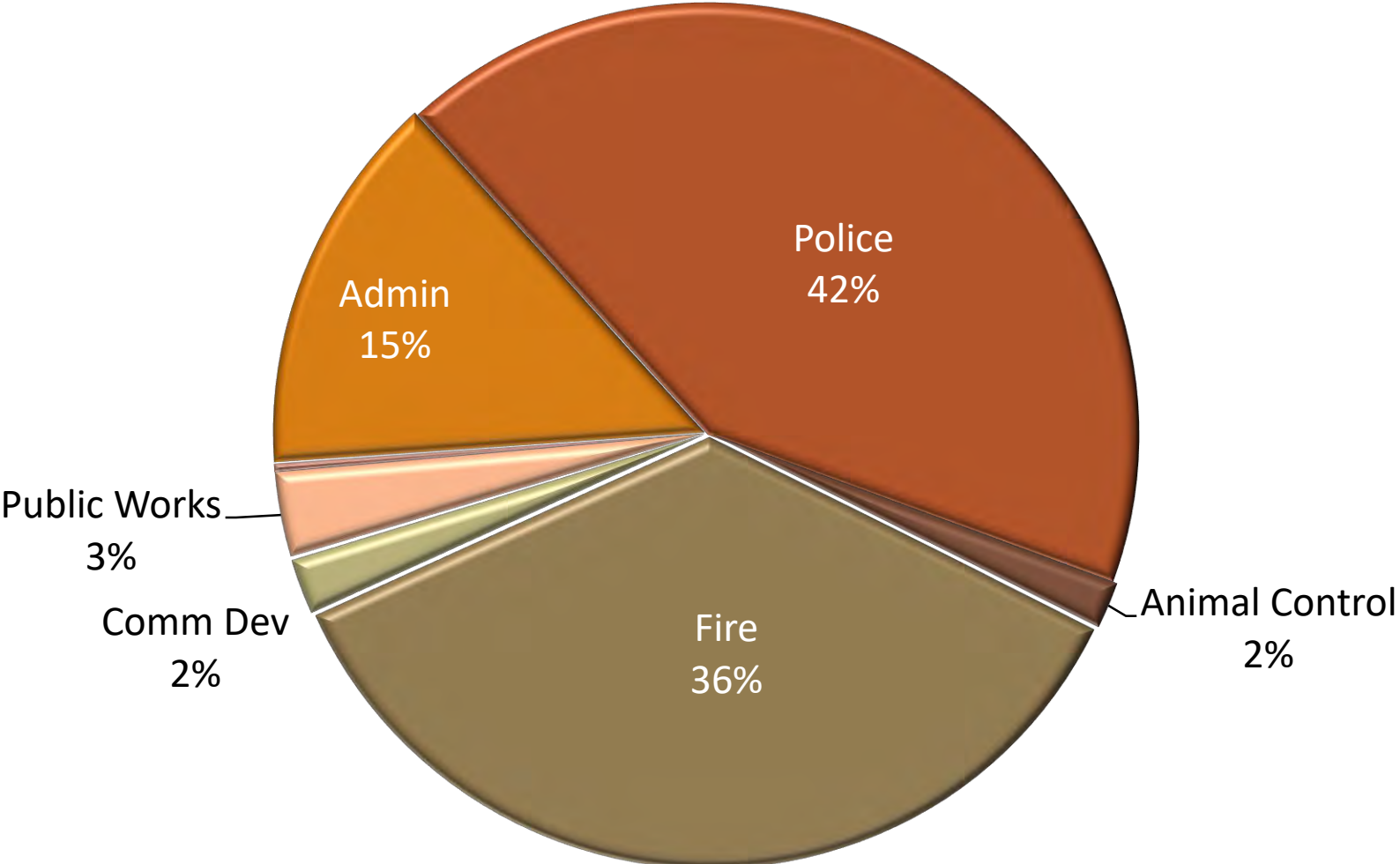
---

Patience, Persistence and  
Perseverance Will Take  
You Anywhere.

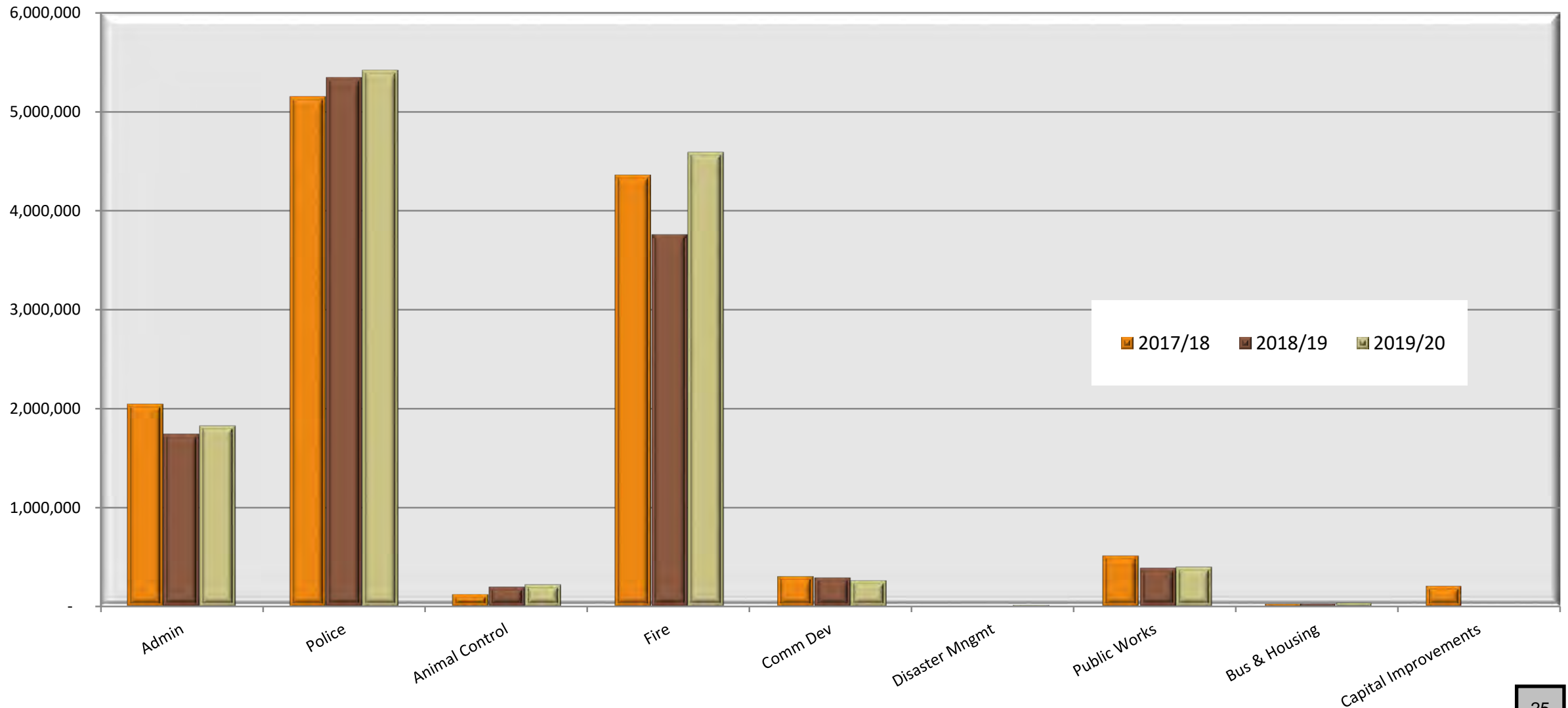
– Mridul Jhawar

YourQuote.in

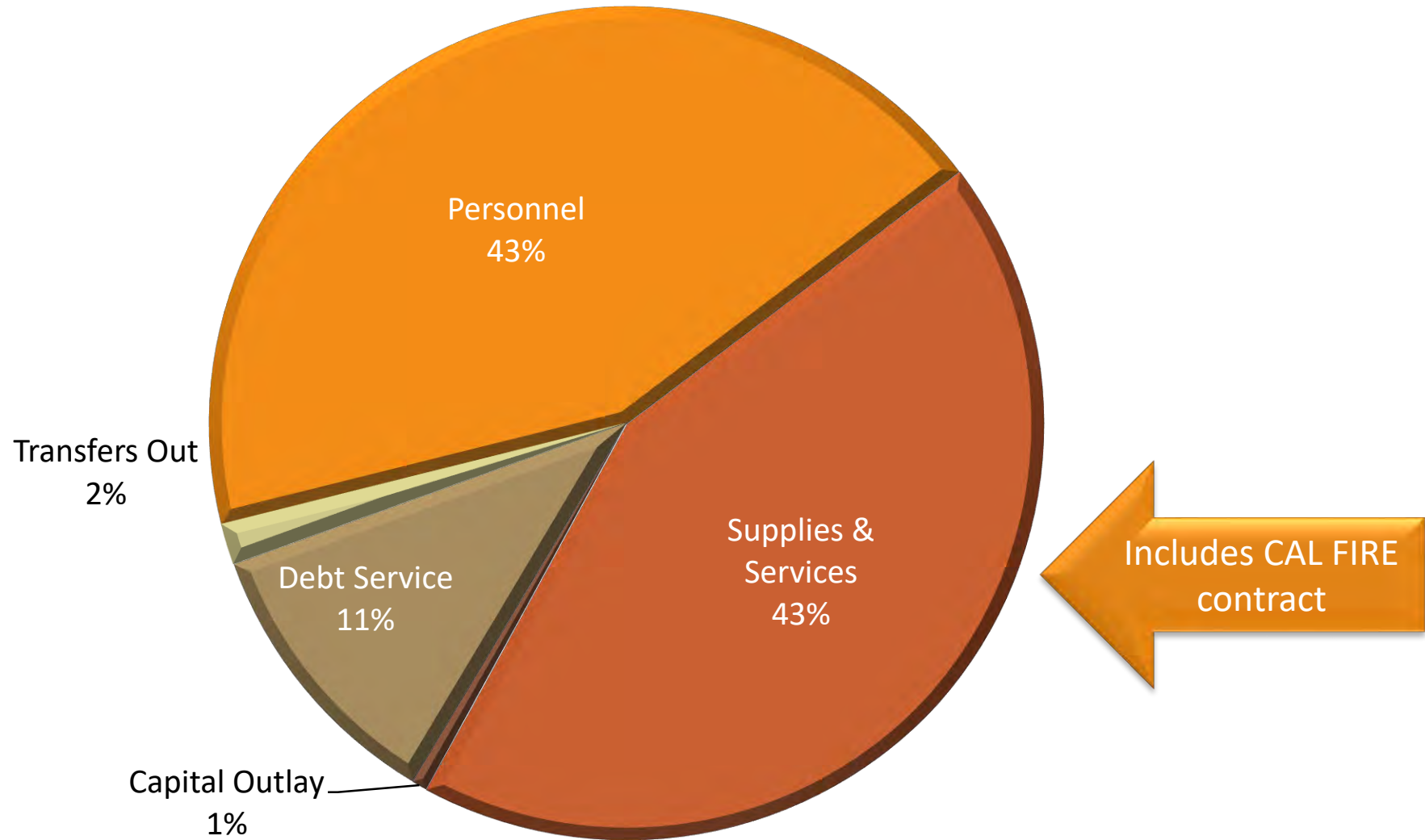
# 2019/20 General Fund Financial Uses by Function \$12,793,889 (With Measure C)



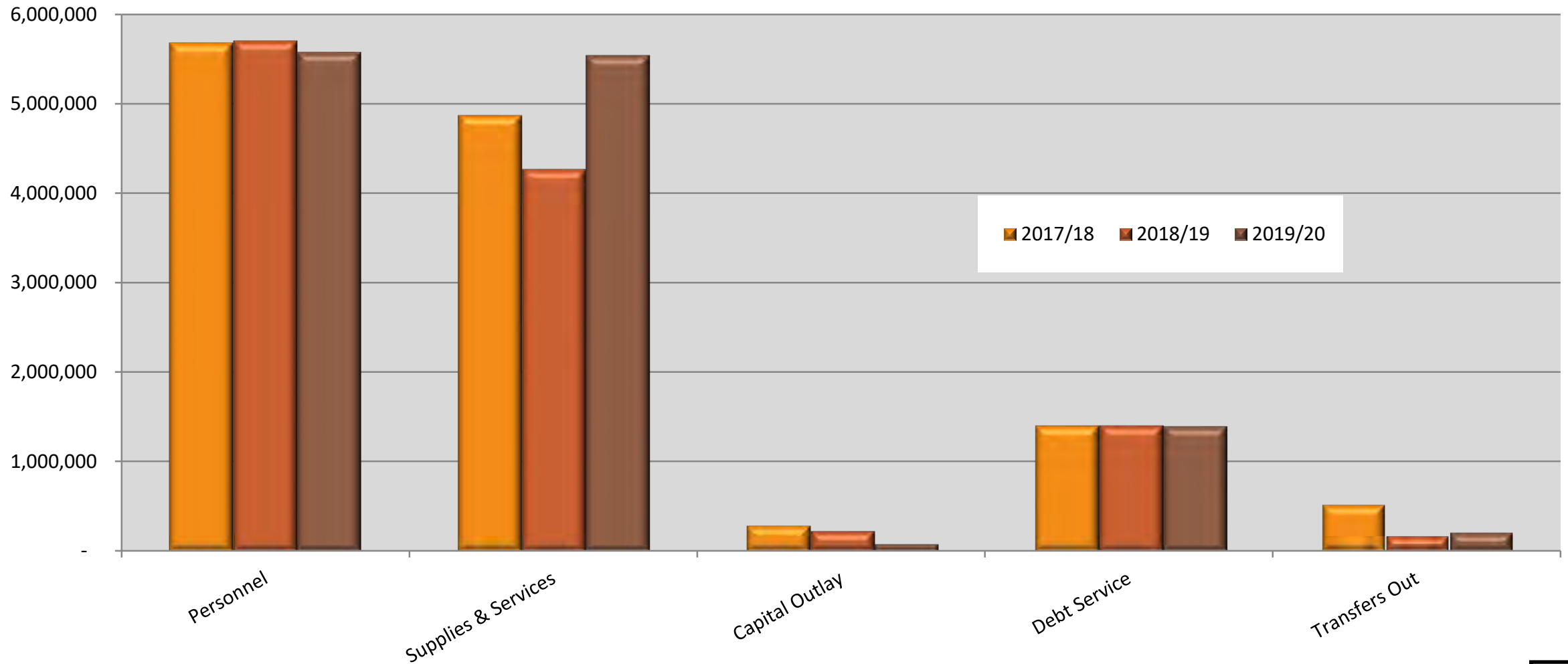
# General Fund Appropriations by Function (With Measure C)



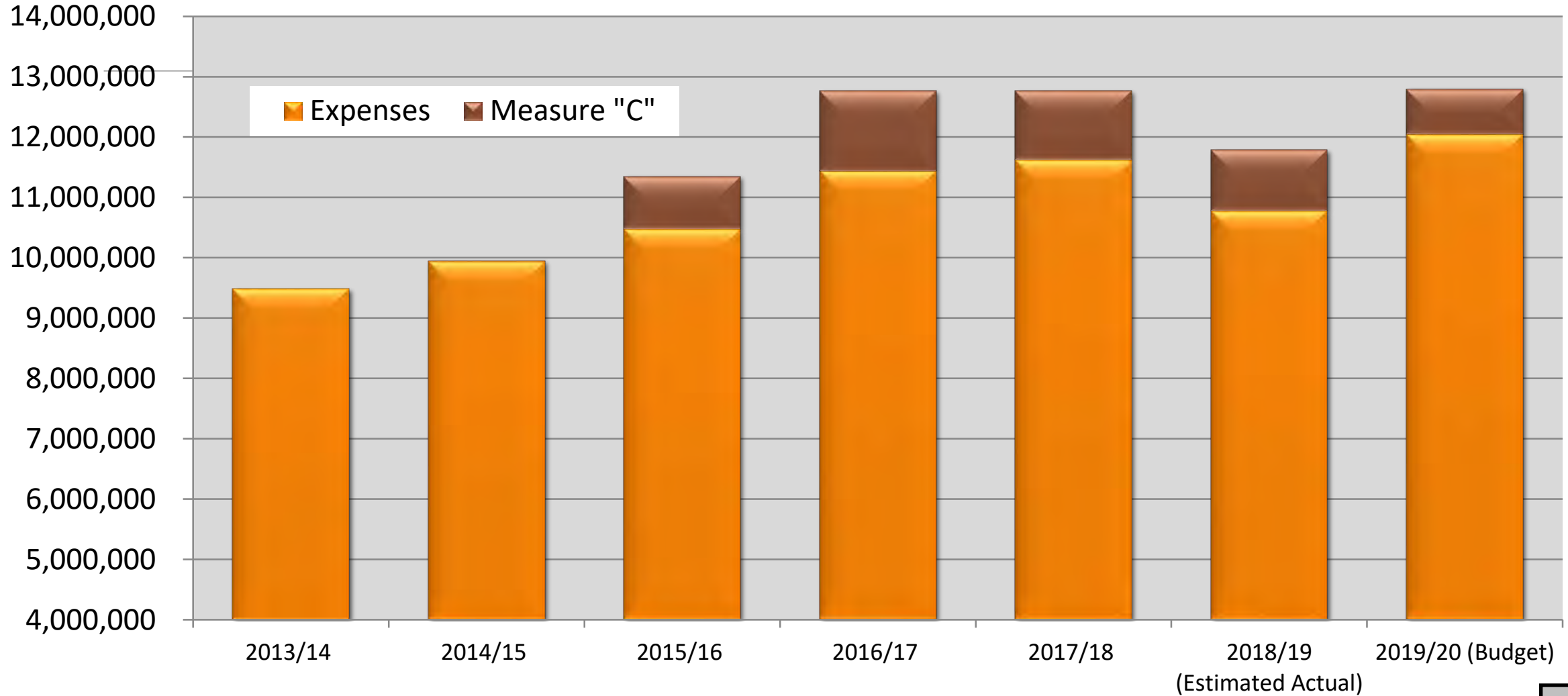
# 2019/20 General Fund Financial Uses by Use (With Measure C)



# General Fund Financial Uses by Use (With Measure C)



# General Fund Total Financial Uses Seven Year Comparison





## Measure C

---

*“a temporary sales tax increase of 0.50% that automatically expires in six years, and that establishes a citizen oversight committee to ensure that **funds are used to preserve public services** such as police protection, fire suppression, street maintenance, animal control and other services for the Town of Paradise”*

## 2019/20 Measure C Resources

---

Designated Reserves 2018/19			
	Assigned – Police Vehicle Payments	\$20,637	
	Unassigned – Ongoing expense	1,177,460	\$1,198,097
Expected Revenues:			\$700,000

# Proposed 2019/20 Measure C Budget

---

<b>Animal Control</b>			
	54% of funding to maintain operations for Animal Control Services (Personnel and Supplies)	\$197,640	

# Proposed 2019/20 Measure C Budget

---

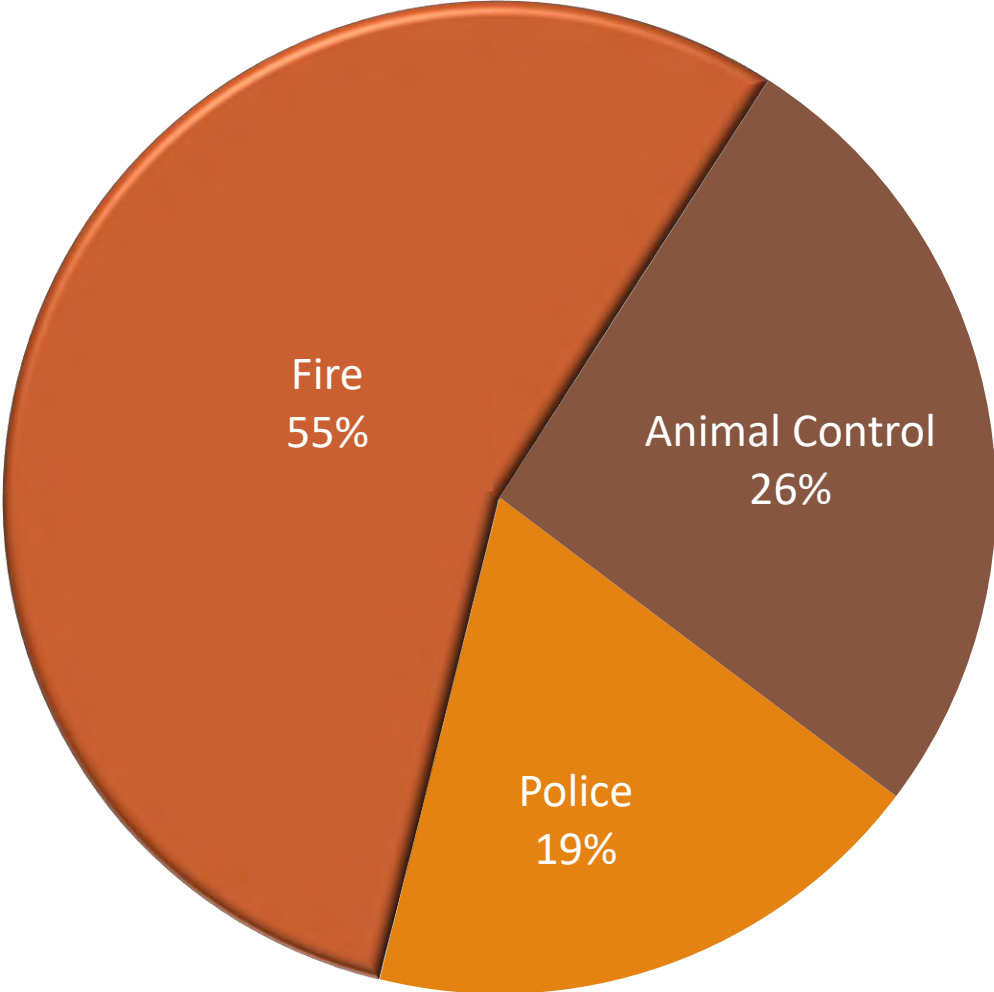
<b>Fire Department</b>			
	Maintain current staffing levels – CAL FIRE	\$250,000	
	Type 1 Fire Engine Payments (81 & 82)	167,183	\$417,183

# Proposed 2019/20 Measure C Budget

---

Police Department			
	Sponsor 2 Police Trainees	\$60,383	
	Police Vehicle Payments	64,215	
	Body Cameras & Hardware – Yr. 4 of 5	5,917	
	K-9 Program (Training, food and vet)	10,005	\$140,520

# 2019/20 Measure C Financial Uses by Function



## Measure C Budget Highlights

Maintaining Higher Level of Receipts through Online & Vehicle Sales

Budget and Financial Plan Amendments Will be Needed

Will provide 54% of Animal Control Service funding for 2018/19

# Measure C Summary Financial Plan (2015/16 – 2020/21)

Projected Revenues			\$6,784,790
Ongoing Commitments for:	Police	\$1,776,596	
	Fire	2,211,534	
	Animal Control	723,992	
	Public Works	1,187,154	
	Reserve – Ongoing expense	885,514	(6,784,790)
Net Remaining			0



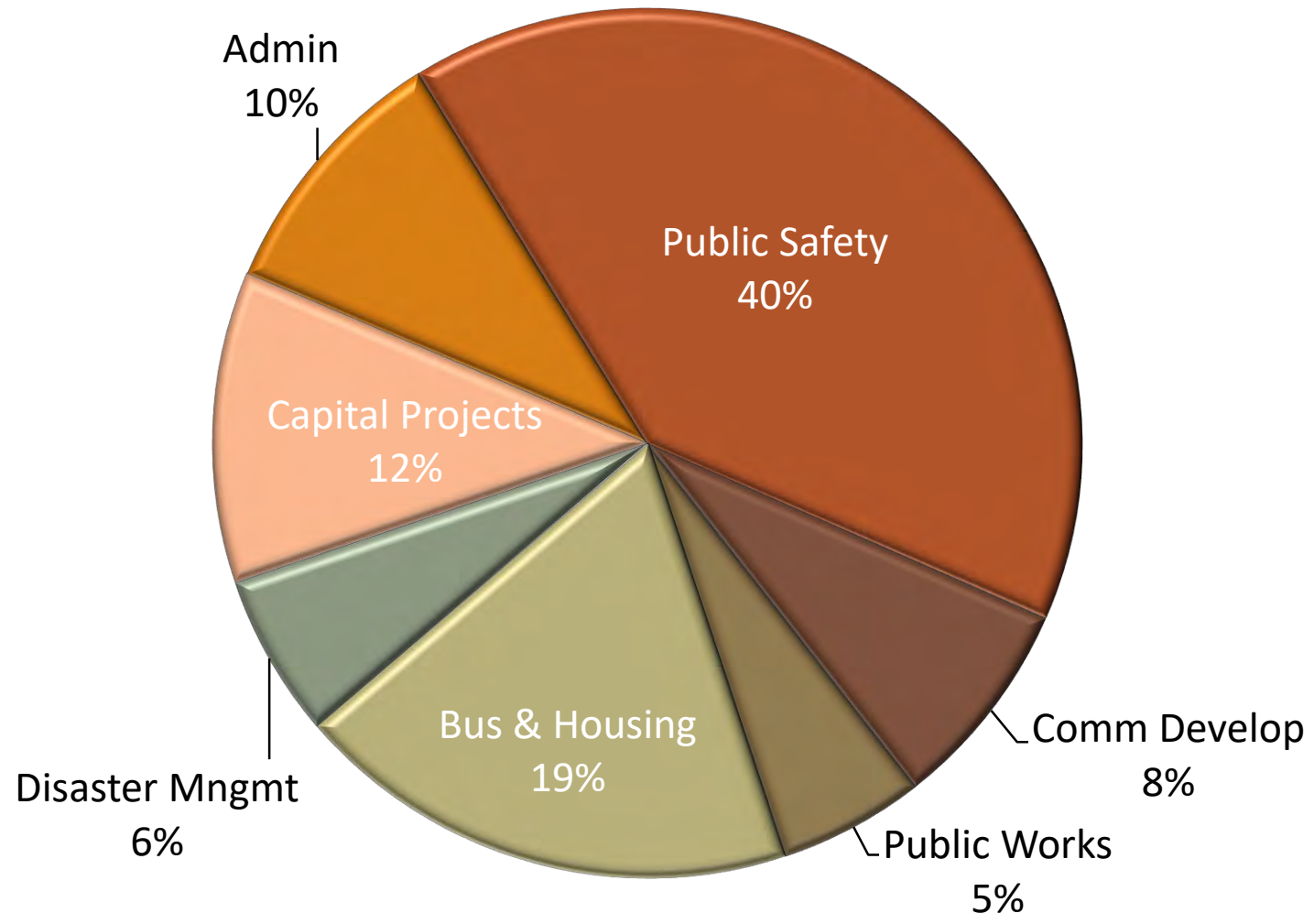
Persistence, patience and  
perseverance are virtue of person  
with strong positive attitude.

Anil Sinha

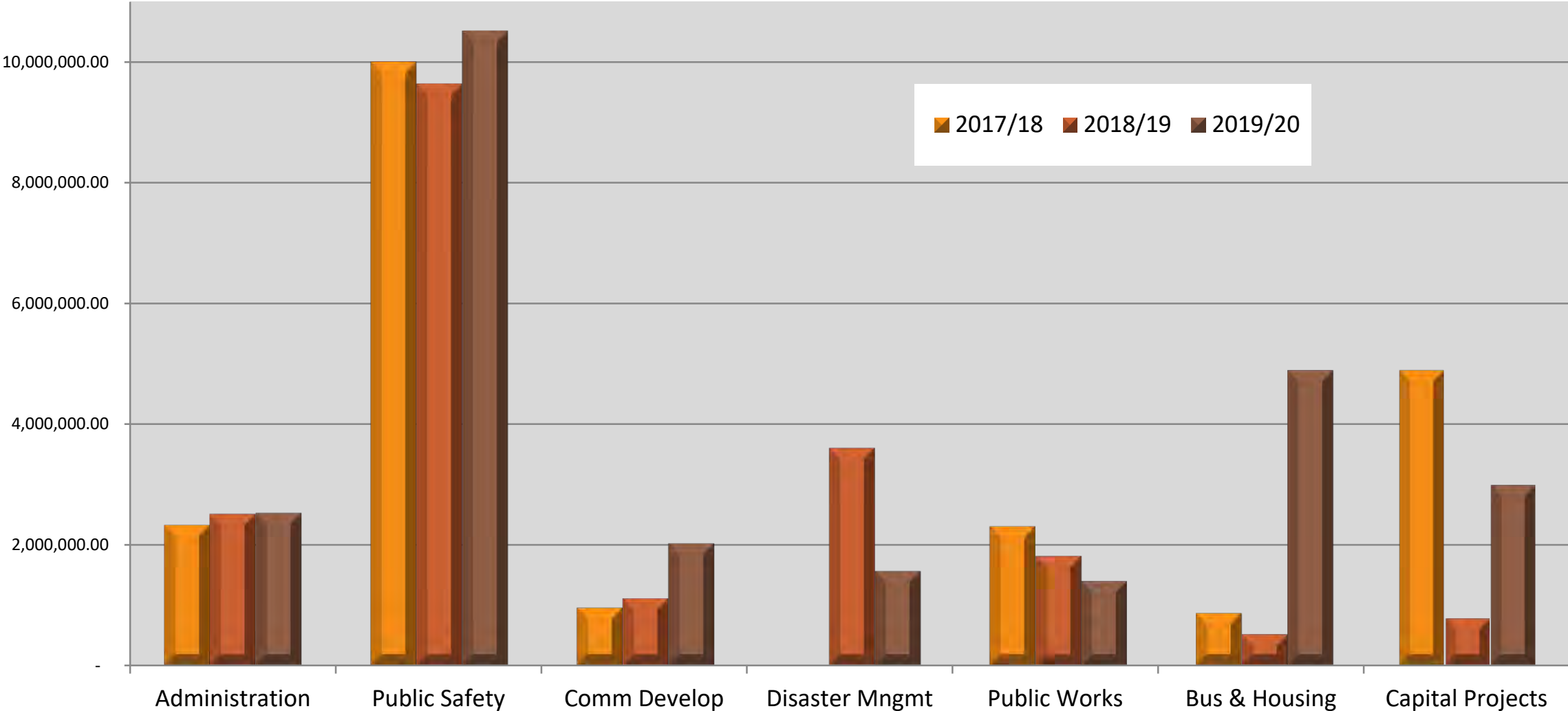
JAROFQUOTES.COM

# All Government Funds

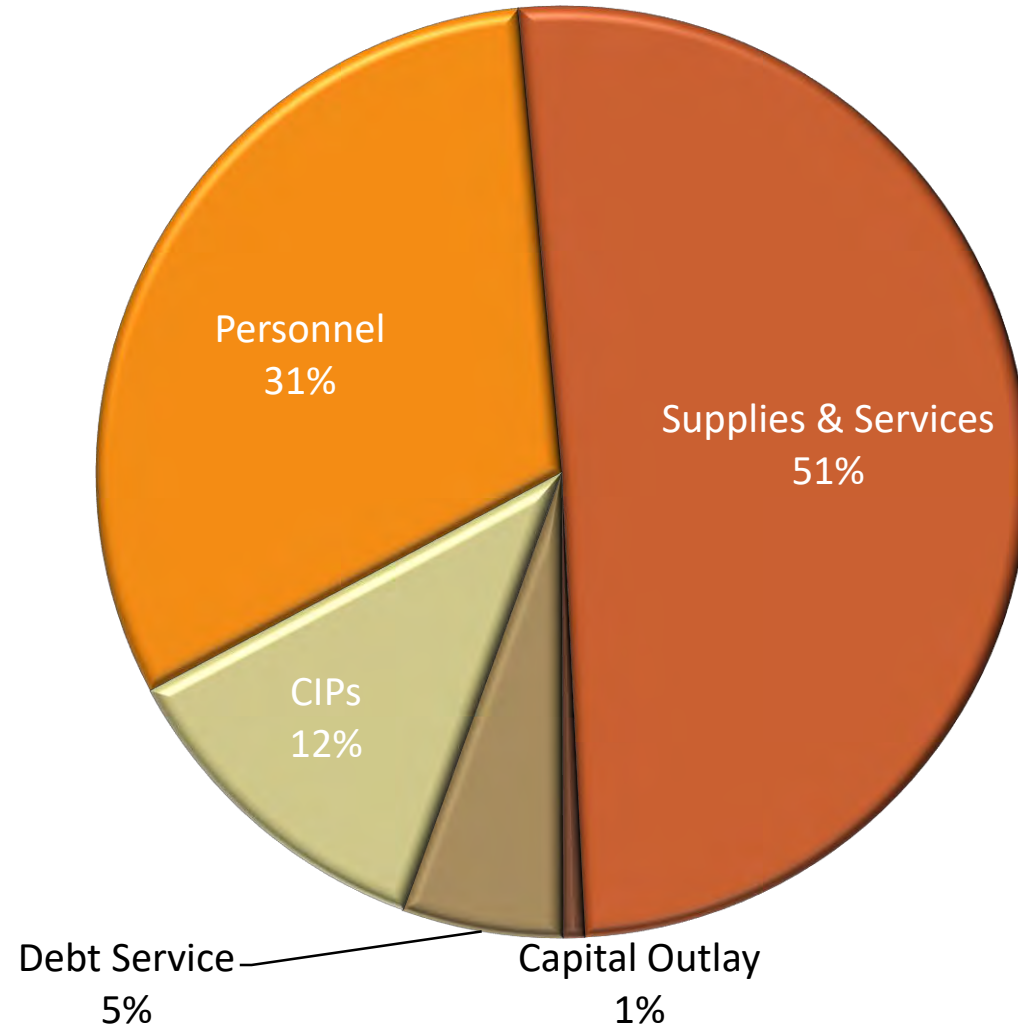
# 2019/20 Governmental Funds Appropriations by Function



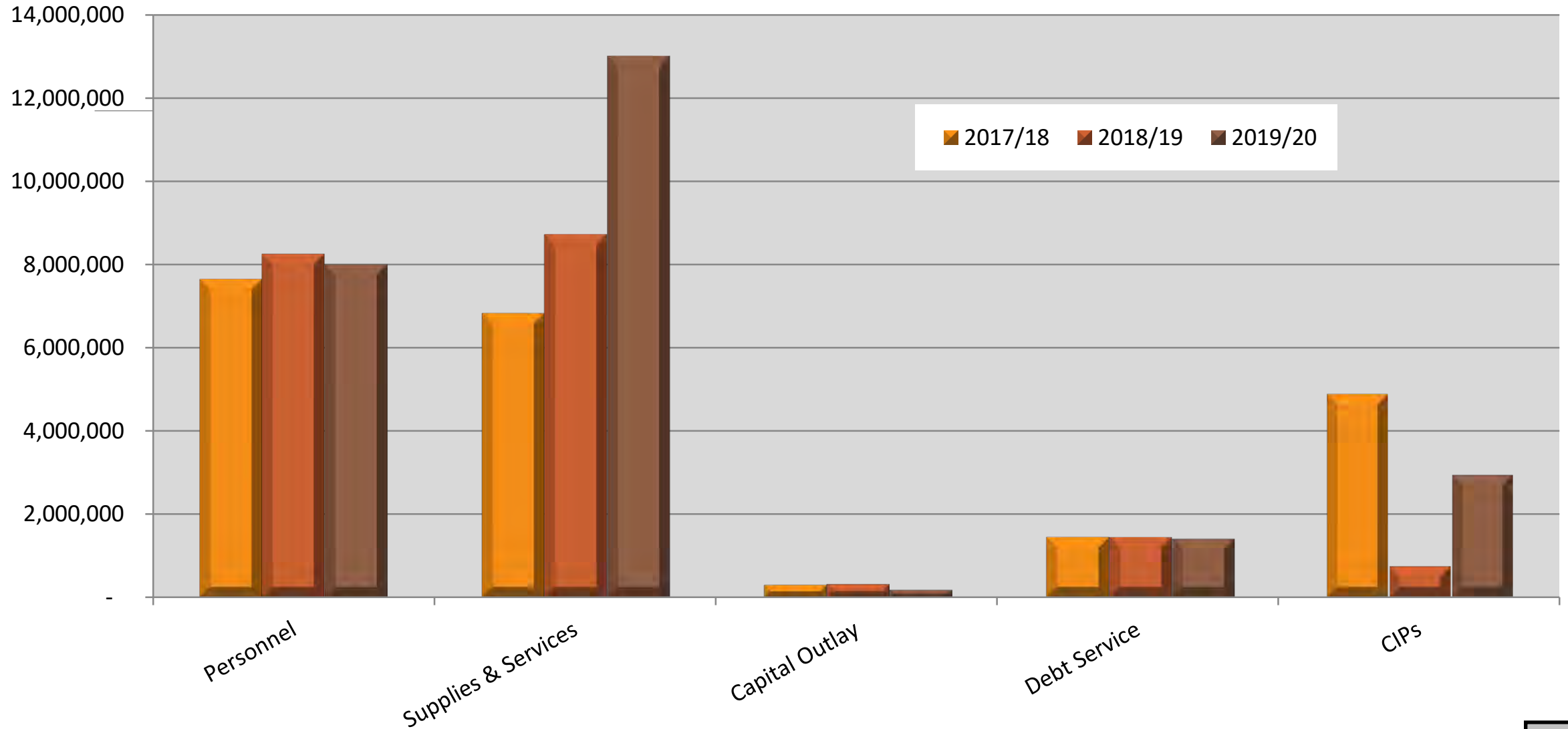
# Governmental Funds Appropriations by Function

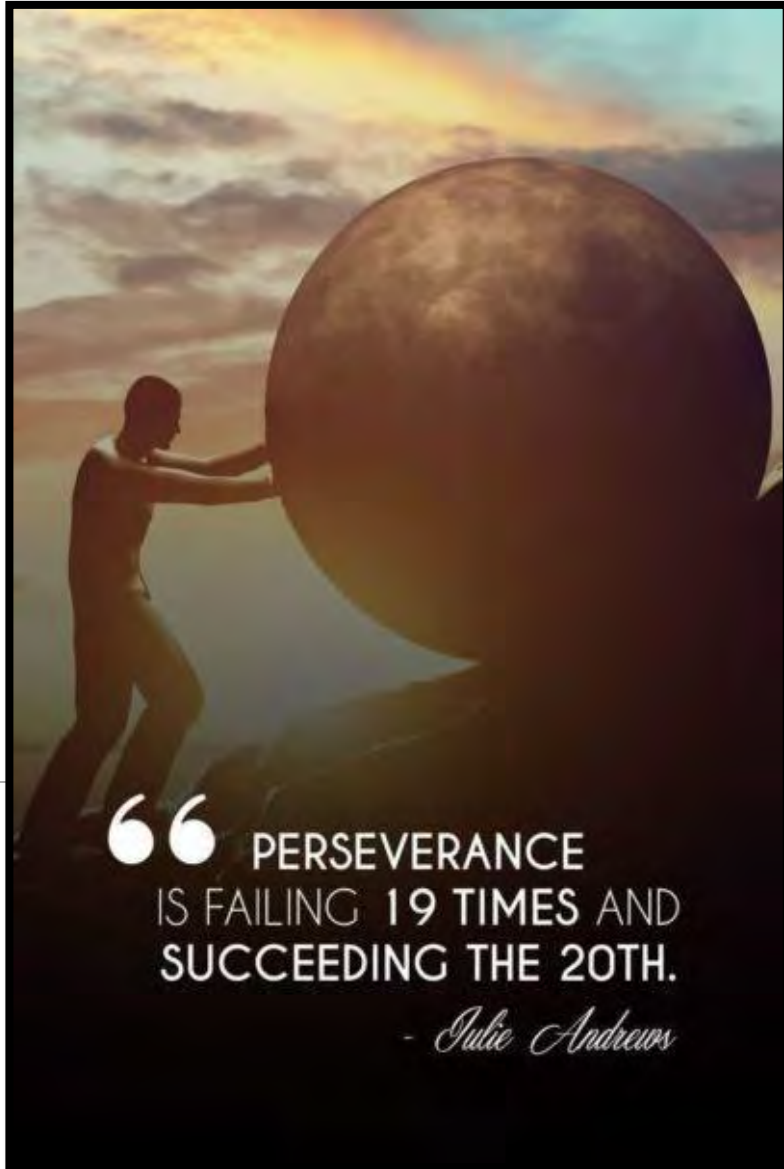


# 2019/20 Government Funds Appropriations by Use



# Governmental Funds Appropriations by Use





# Departments



# Town Management and Administrative Services

Town Council

Town Clerk

Human Resources

Information Technology

Central Services

Disaster Management

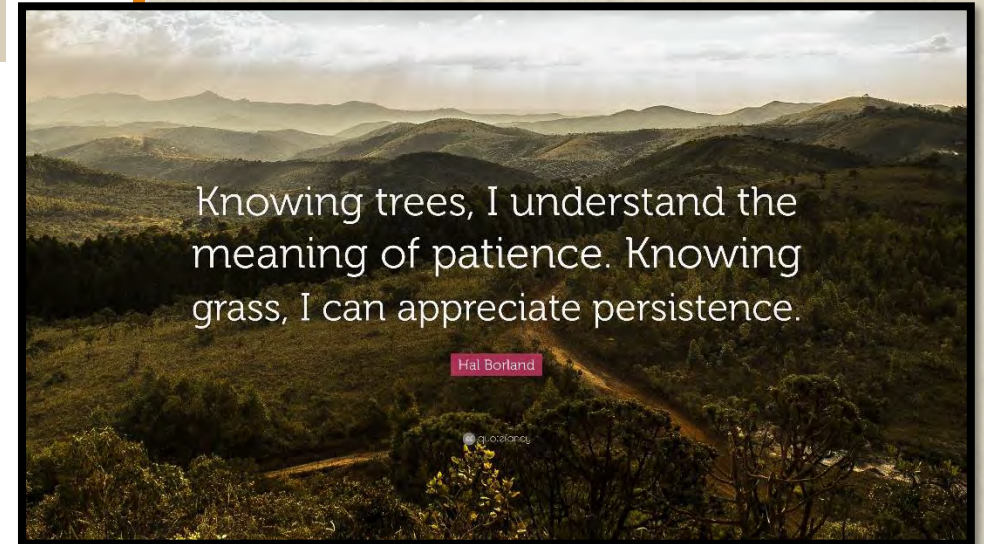
Town Manager

Legal Services

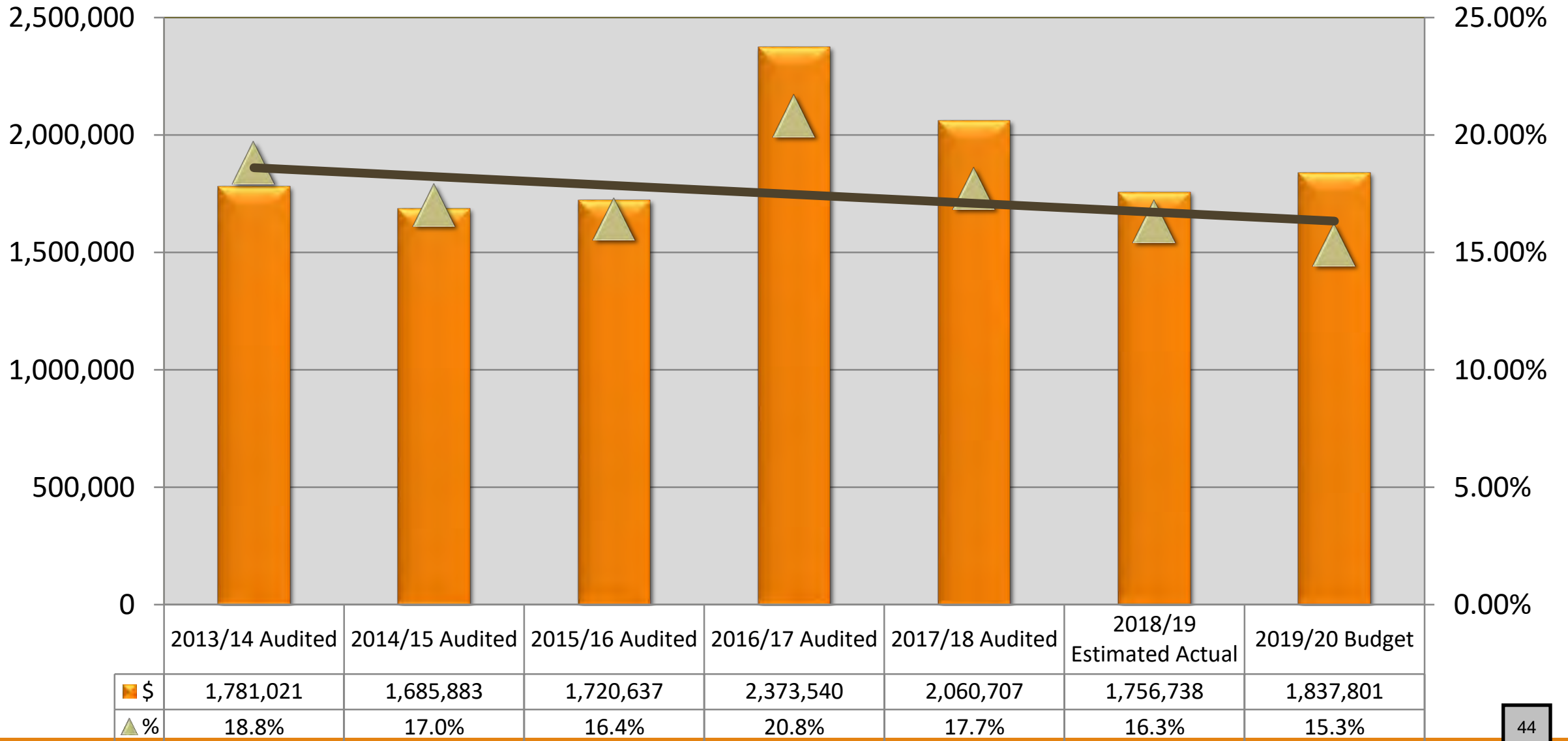
Finance

EOC

Business & Housing

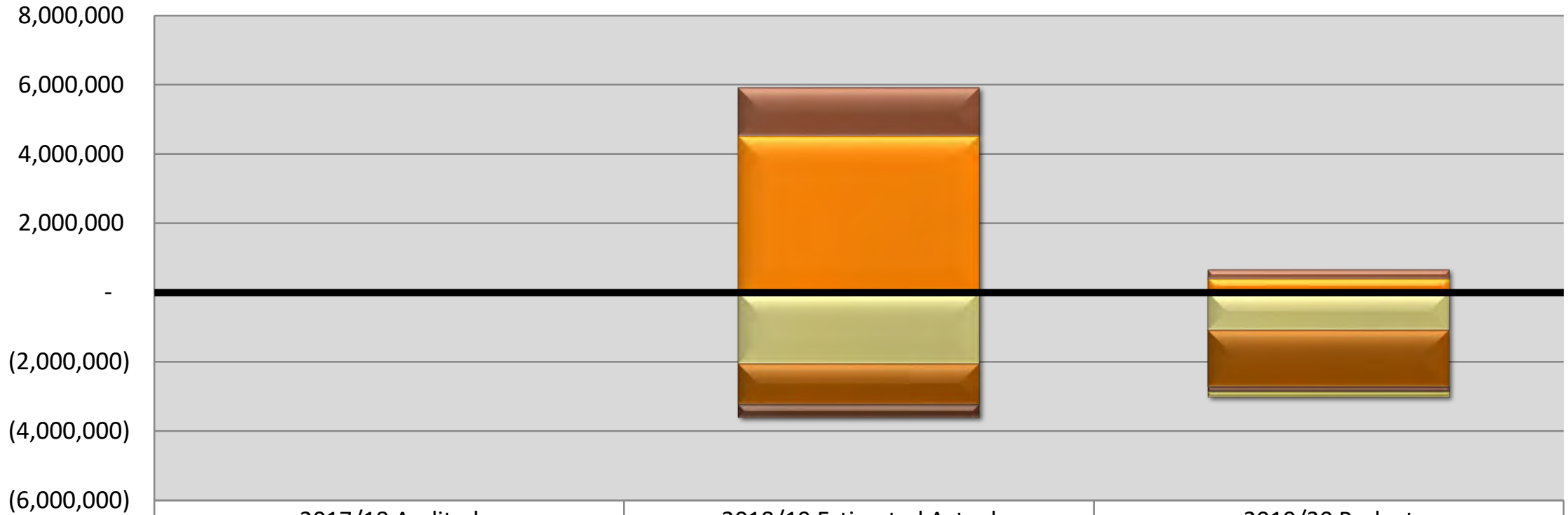


# Seven Year Comparison General Fund Administration





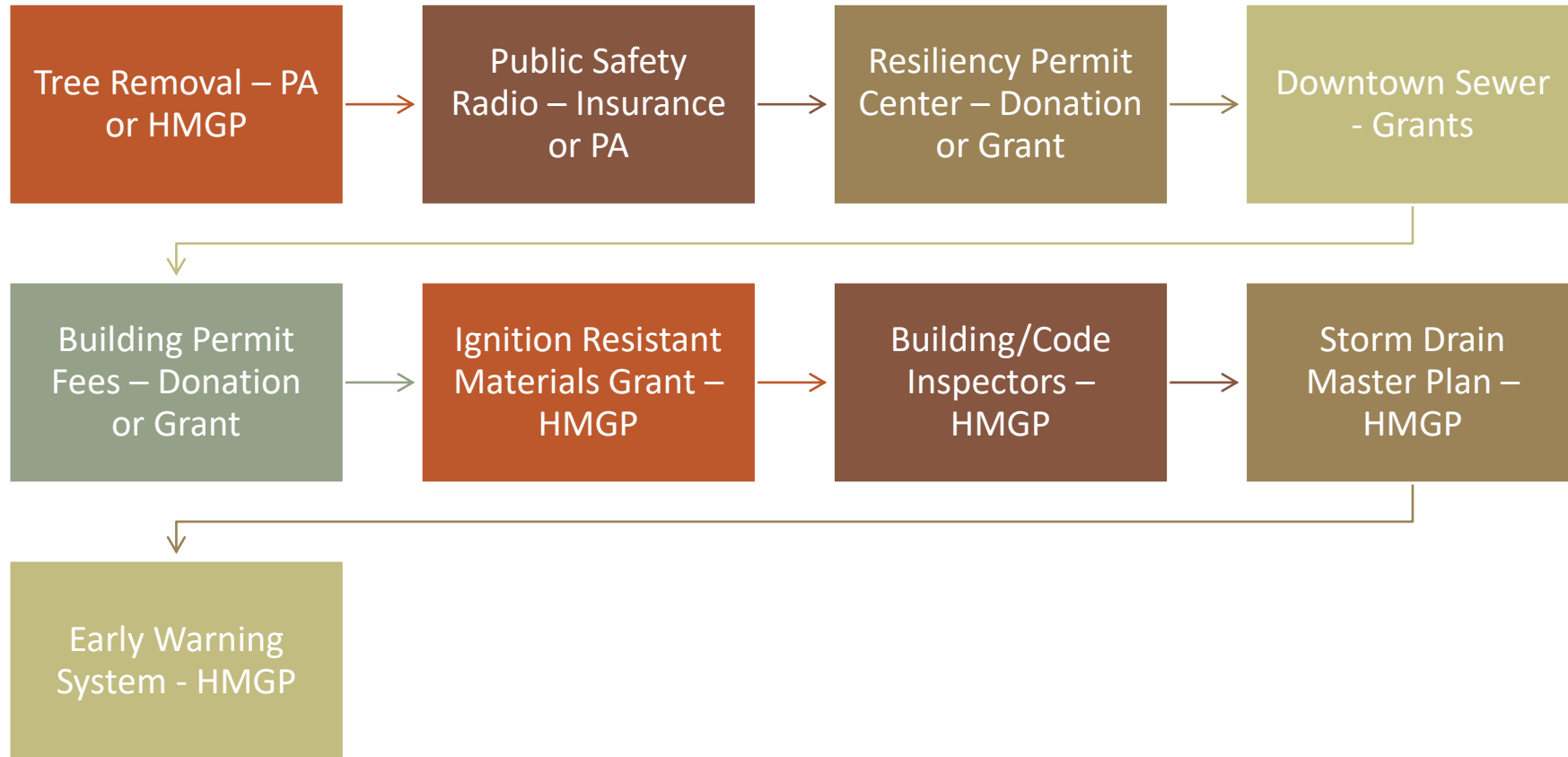
# 2090 – CAMP FIRE RECOVERY



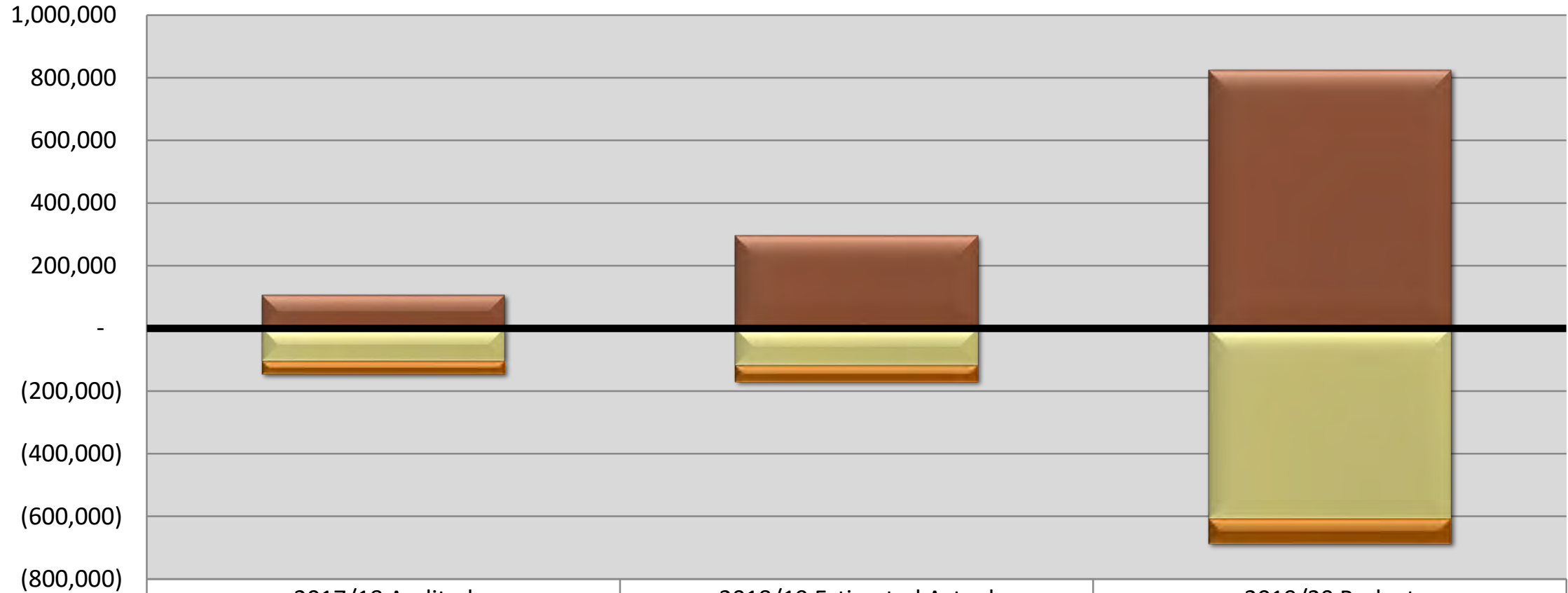
	2017/18 Audited	2018/19 Estimated Actual	2019/20 Budget
Disaster Mngmt			(150,000)
Grants		(370,255)	(136,678)
Insurance		(1,175,443)	(1,645,800)
Public Assistance		(2,058,896)	(1,088,700)
Transfers In		1,397,609	256,396
Revenues		4,523,071	403,164

<b>Fund Balance</b>	<b>0</b>	<b>1,321,641</b>	<b>-45,532</b>
---------------------	----------	------------------	----------------

# Recovery Projects in Planning



# 2160 – BUSINESS AND HOUSING SERVICES



■ Transfers Out  
■ Expenses  
■ Transfers In  
■ Revenues

Fund Balance

52,370

176,090

313,912

# CalHome Disaster Assistance Grant

---



# Town Management and Administration Highlights

## Personnel

- Disaster Recovery Manager will coordinate projects and funding for Long Term Recovery
- Contract Personnel and Administrative Analyst for Business & Housing to Administer Grant
- IT service contracted out for the year

## Sustainability

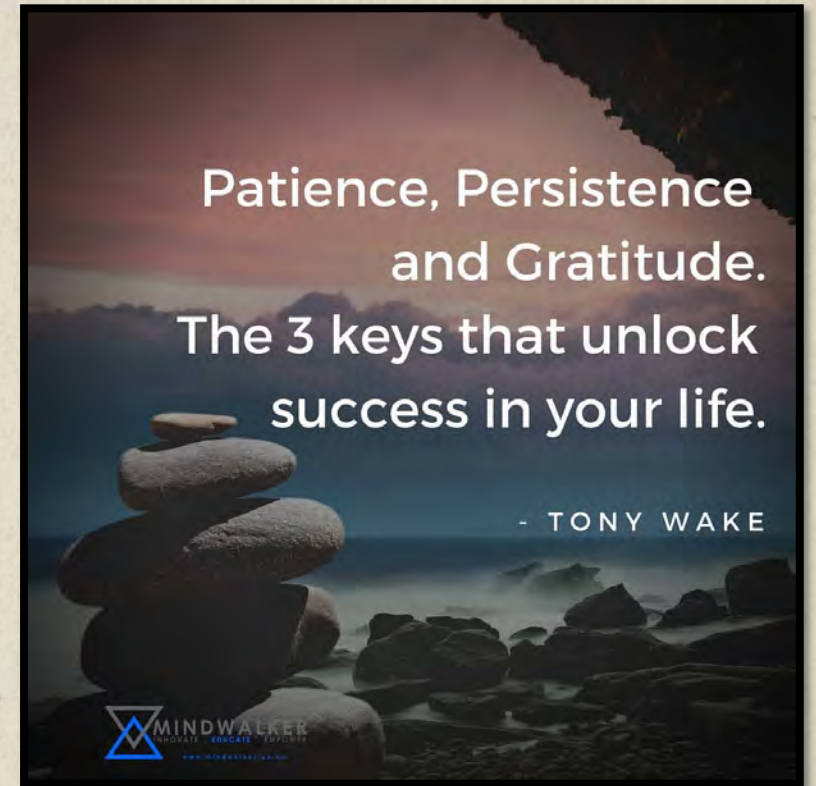
- Complete Compensation & Organization Study
- Discontinue OPEB Trust contributions until Long Term Financial Plan is created

# Fire Department

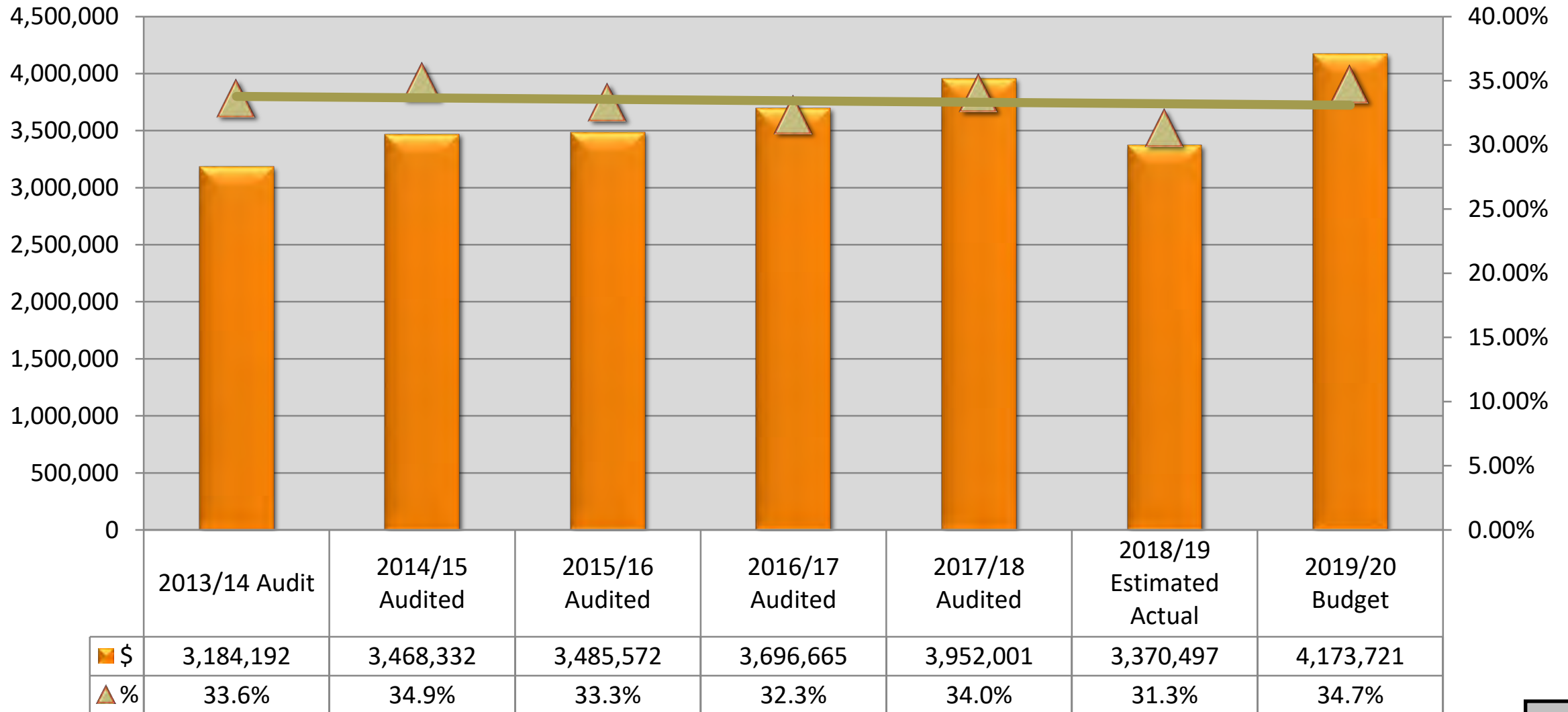
Administration

Suppression

Volunteer Program



# Seven Year Comparison General Fund Fire Department Programs



# Fire Department Highlights

## Service

- After temporary cutback, staffing restored to all 3 stations for fire safety and code enforcement

## Sustainability

- Contract up for renewal 06/30/21

## Savings

- Requesting CAL FIRE achieve \$200,000 in savings on the personnel contract (\$250,000 to be funded by Measure C)



# Police Department

Administration

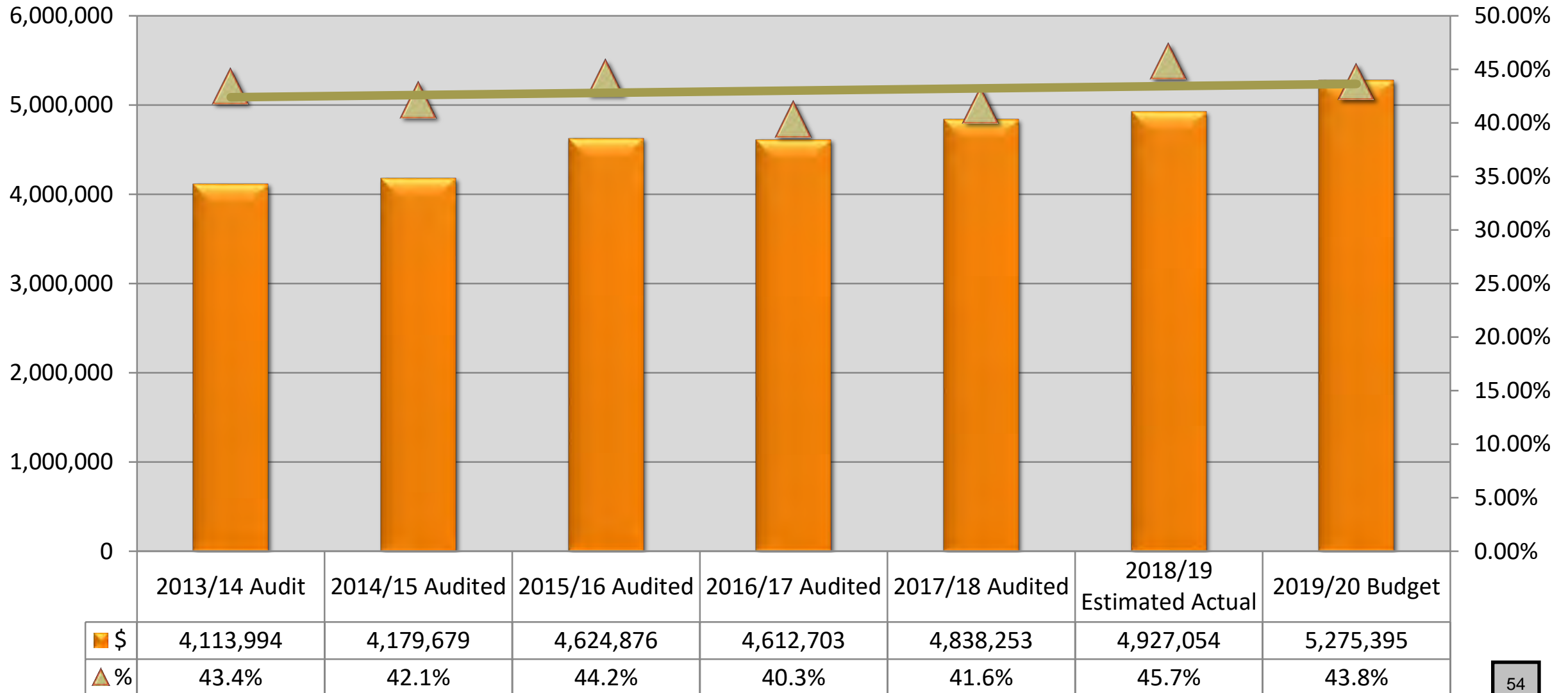
Operations

Communications

Animal Control



# Seven Year Comparison General Fund Police Programs



# Police Department Highlights

## Personnel

- Budget maintains 15 Officers and Sergeants for safe and 24/7 staffing
- Dispatch services will transition to Butte County Sheriff due to staffing
- Hire 5 Officers

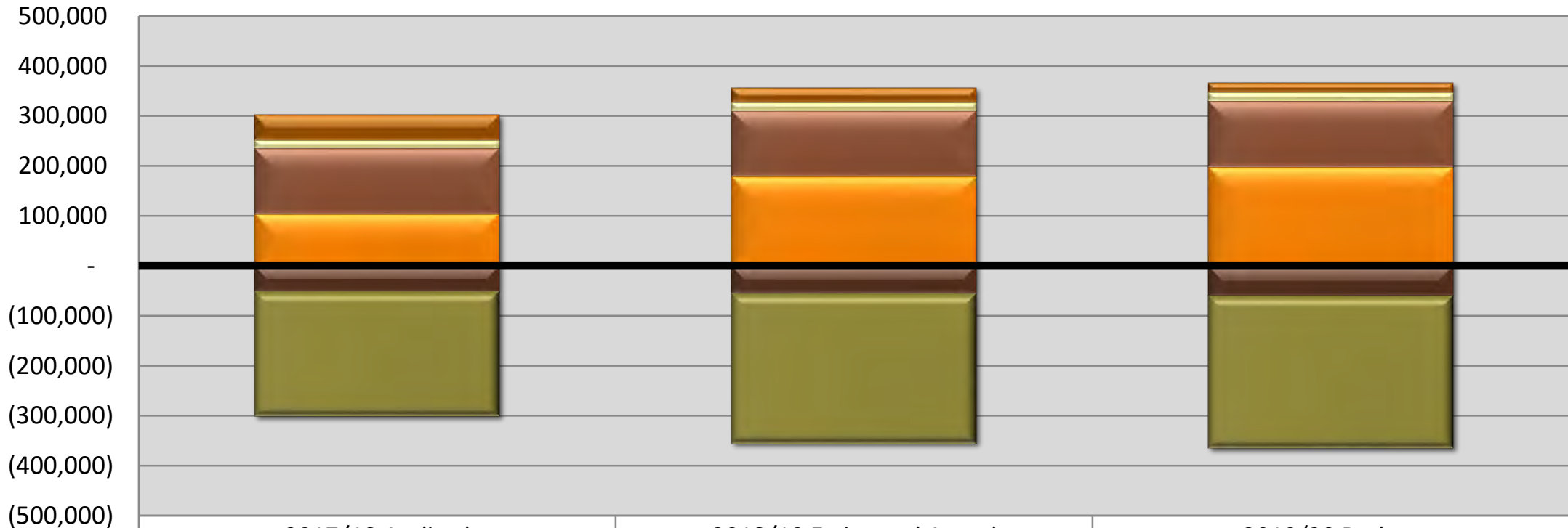
## Sustainability

- Amend Public Safety Recruitment Incentives to attract lateral officers

## Improvements

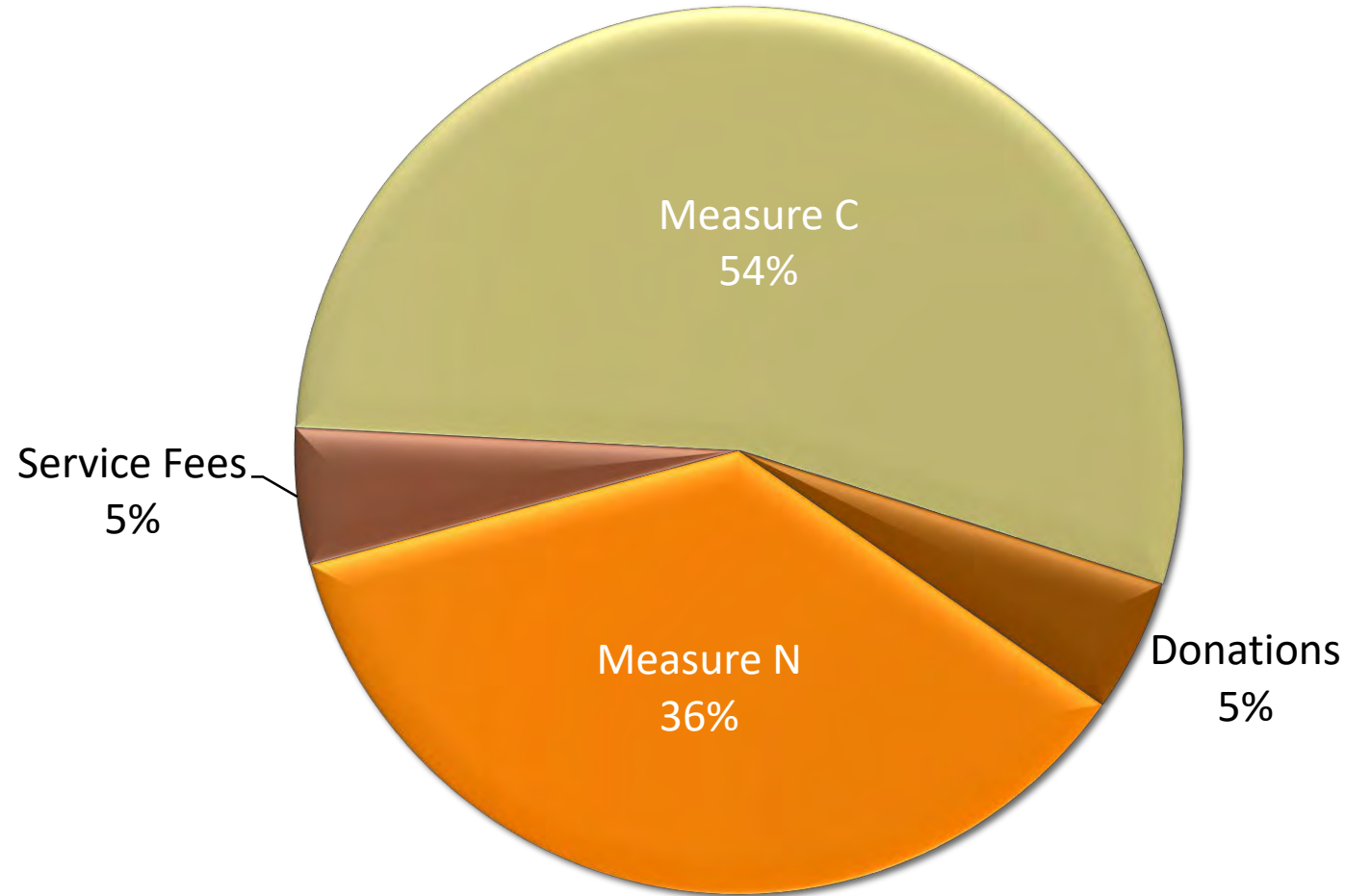
- Replace Public Safety Radio System made obsolete through Insurance Claim

# 2070 – Animal Control Services (Includes Measure C)



	2017/18 Audited	2018/19 Estimated Actual	2019/20 Budget
Expenses	(249,878)	(301,039)	(305,384)
Transfers Out	(51,711)	(54,715)	(60,361)
Other Revenues	49,690	28,706	18,205
Donations	16,058	17,077	17,748
Measure N	132,152	132,152	132,152
Measure C	103,482	178,026	197,640

# Animal Control 2019/20 Funding Sources



# Animal Control Services Highlights

## Personnel

- Maintain Supervisor, 2 Animal Control Officers and Office Assistant

## Sustainability

- Measure C is covering 54% of operations
- Maintain Online dog license system

# Community Development Department


Planning

Solid Waste Management

Code Enforcement

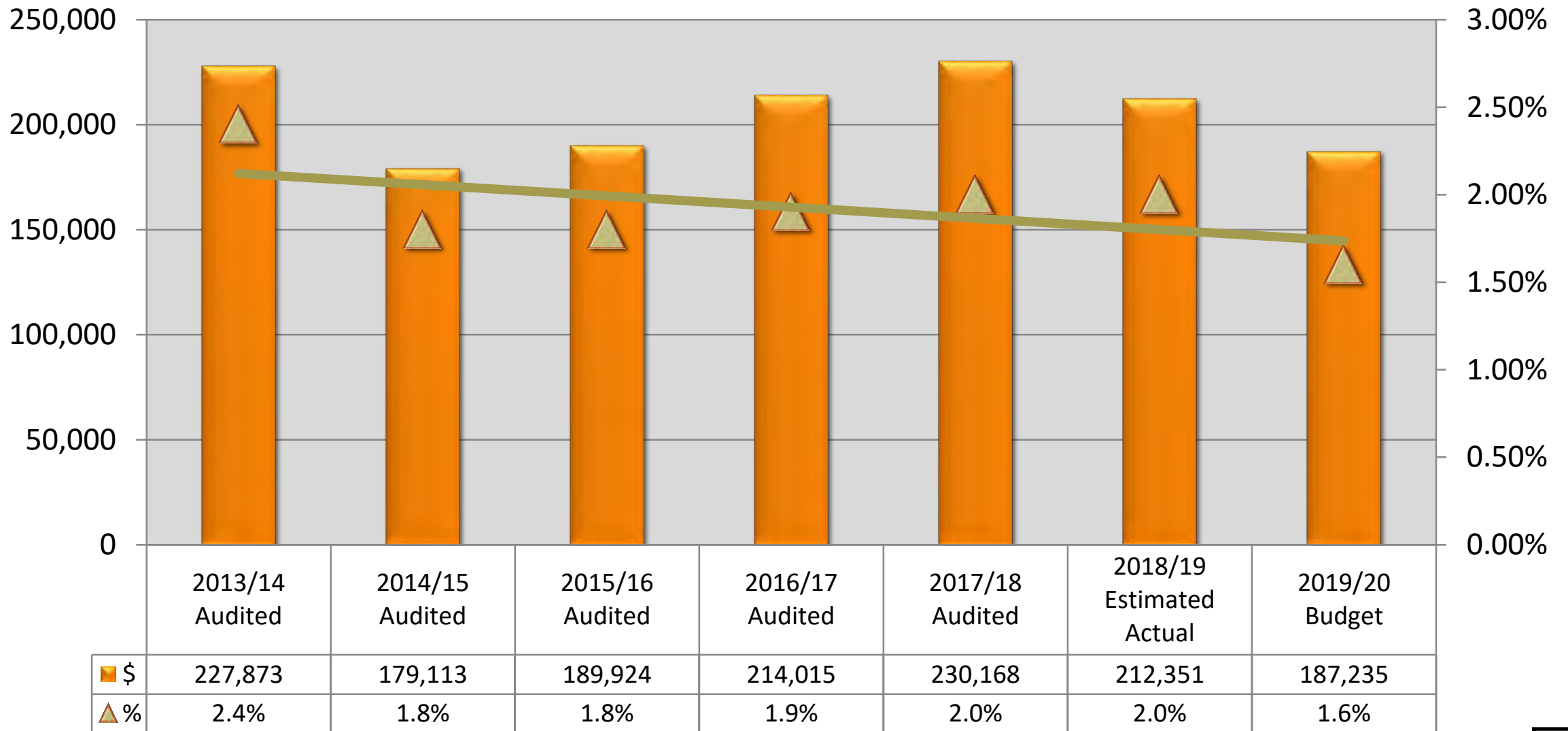
Building Safety & Wastewater

Abandoned Vehicle Abatements



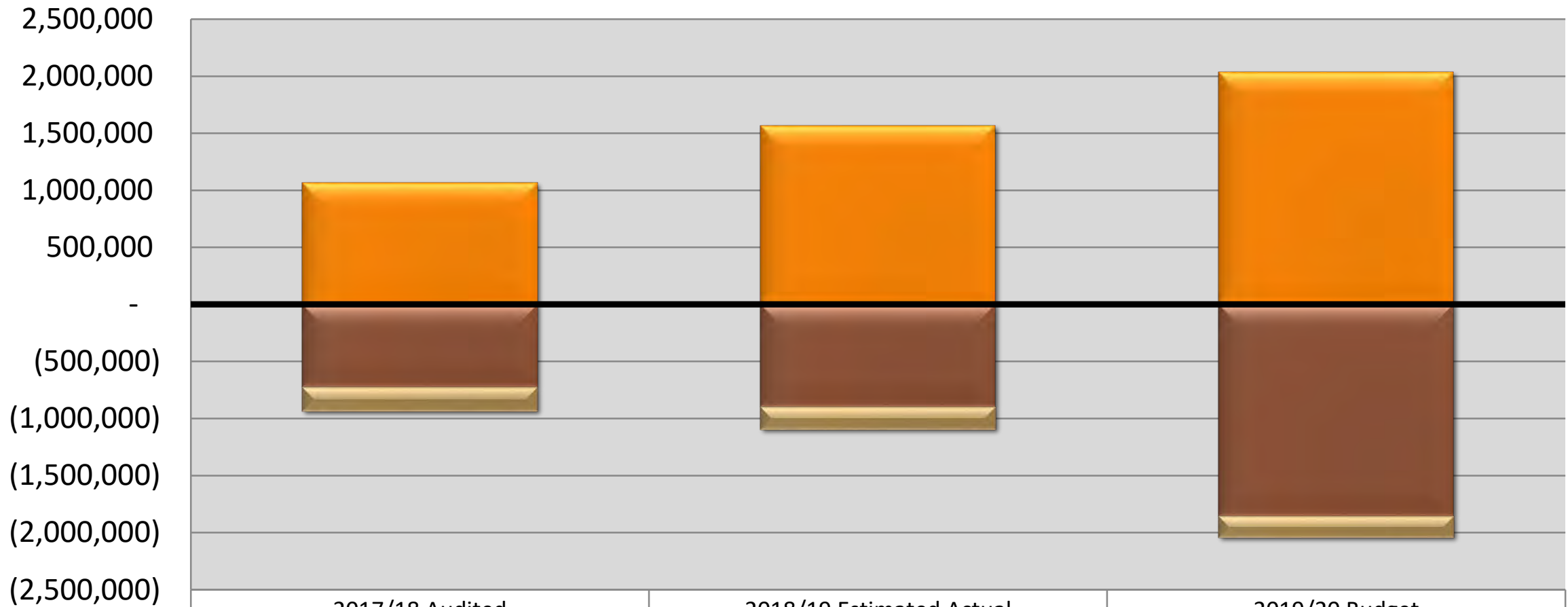


# Seven Year Comparison General Fund Community Development





# 2030 – Building Safety & Wastewater Services



- Transfers Out
- Expenses
- Transfers In
- Revenues

2017/18 Audited

2018/19 Estimated Actual

2019/20 Budget

(213,513)

(199,537)

(191,313)

(725,496)

(896,162)

(1,853,594)

1,062,352

1,565,141

2,033,095

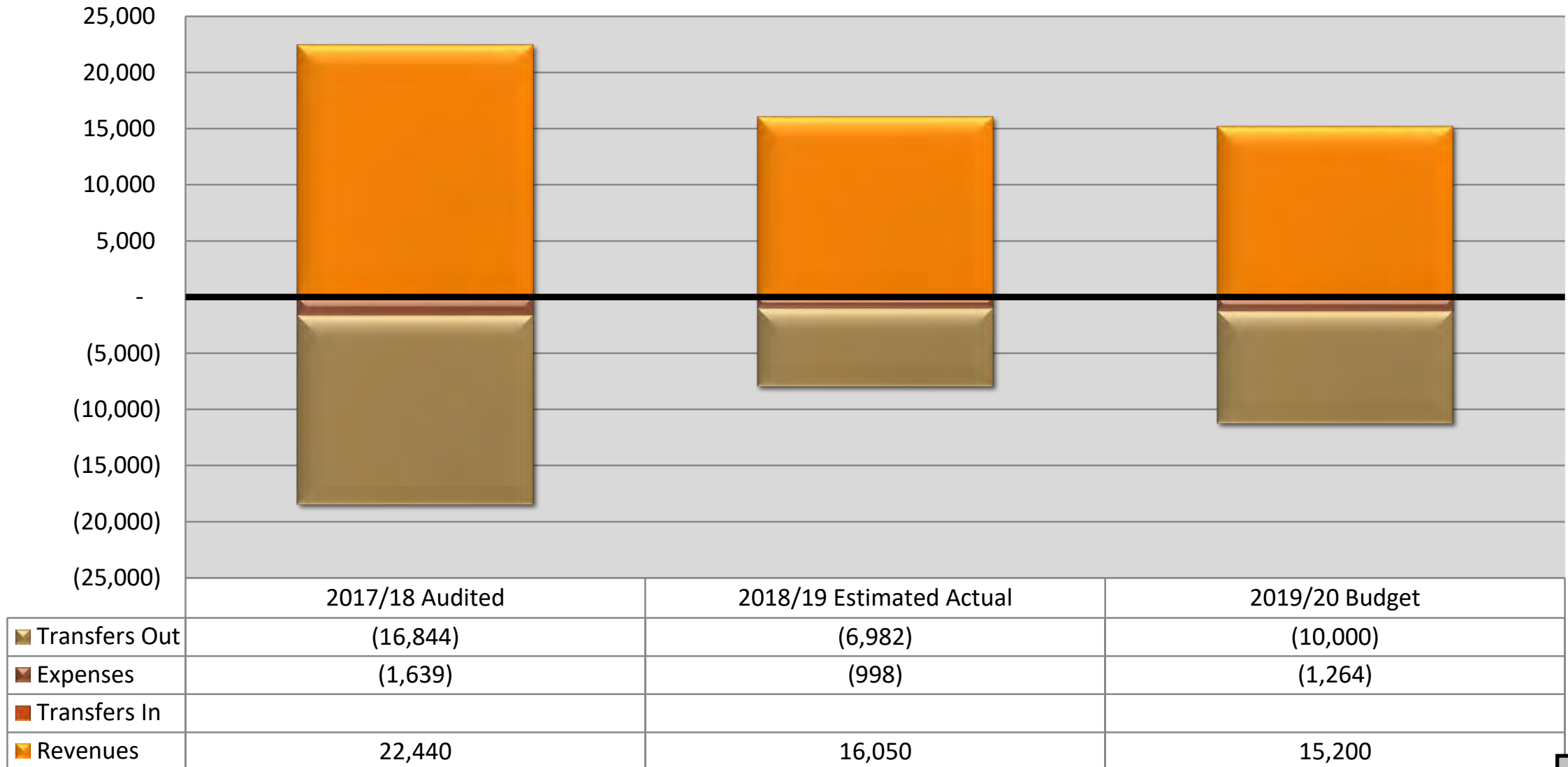
Fund Balance

606,583

1,076,025

1,064,213

# 2215 – Abandoned Vehicle Abatement (AVA) Services



<b>Fund Balance</b>	<b>131,124</b>	<b>139,194</b>	<b>143,130</b>
---------------------	----------------	----------------	----------------

# Community Development Department Highlights

## Personnel

- 4 Leaf Contract in place to augment staff and assist with plan checks, permits and inspections
- Hire Community Development Director

## Sustainability

- Waste Management staffing allocated to Building Services in light of Disaster

## Services

- Looking for funding to reopen Green Waste Yard, will start with insurance

# Public Works Department

Engineering

Community Park

Gas Tax/Streets

Transportation

Fleet Management

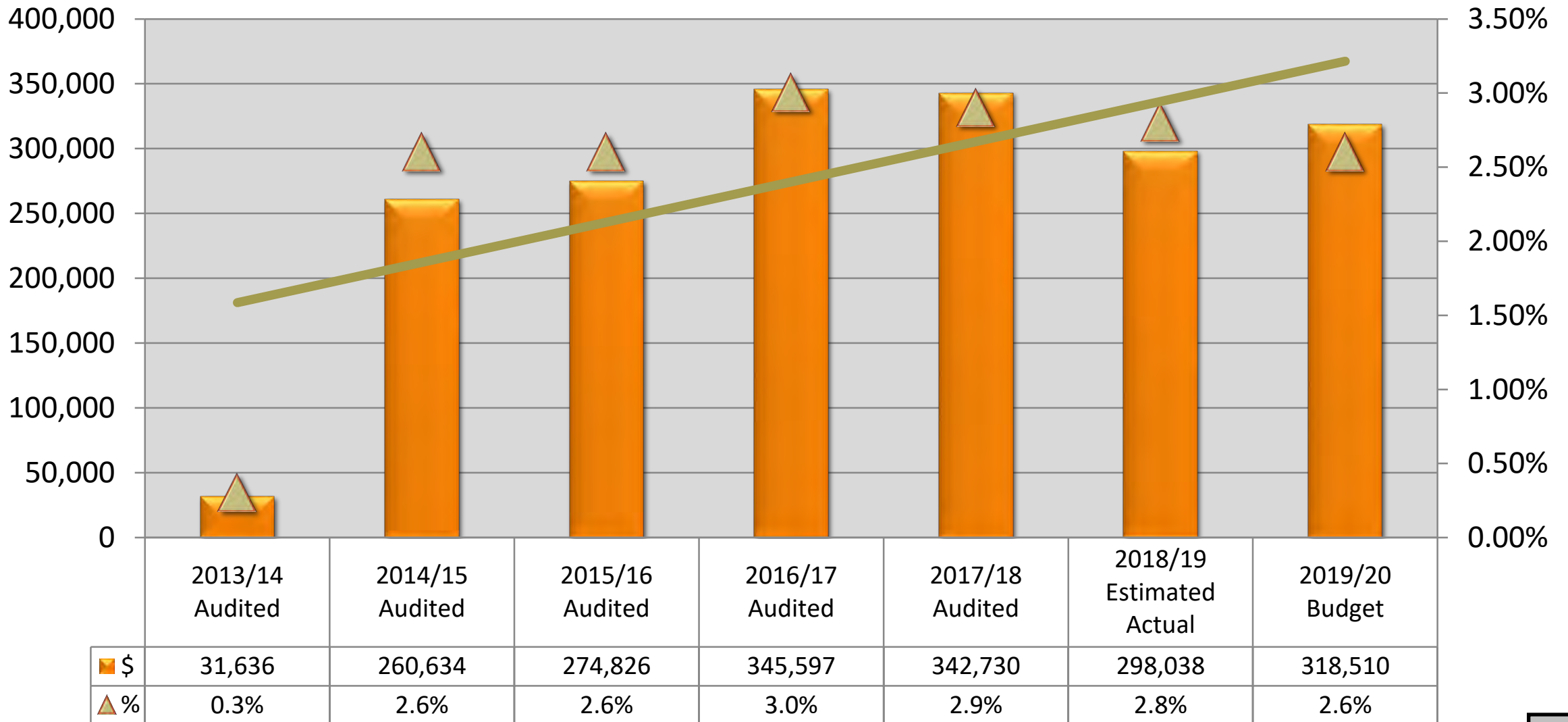
Public Facilities

Transit Operations

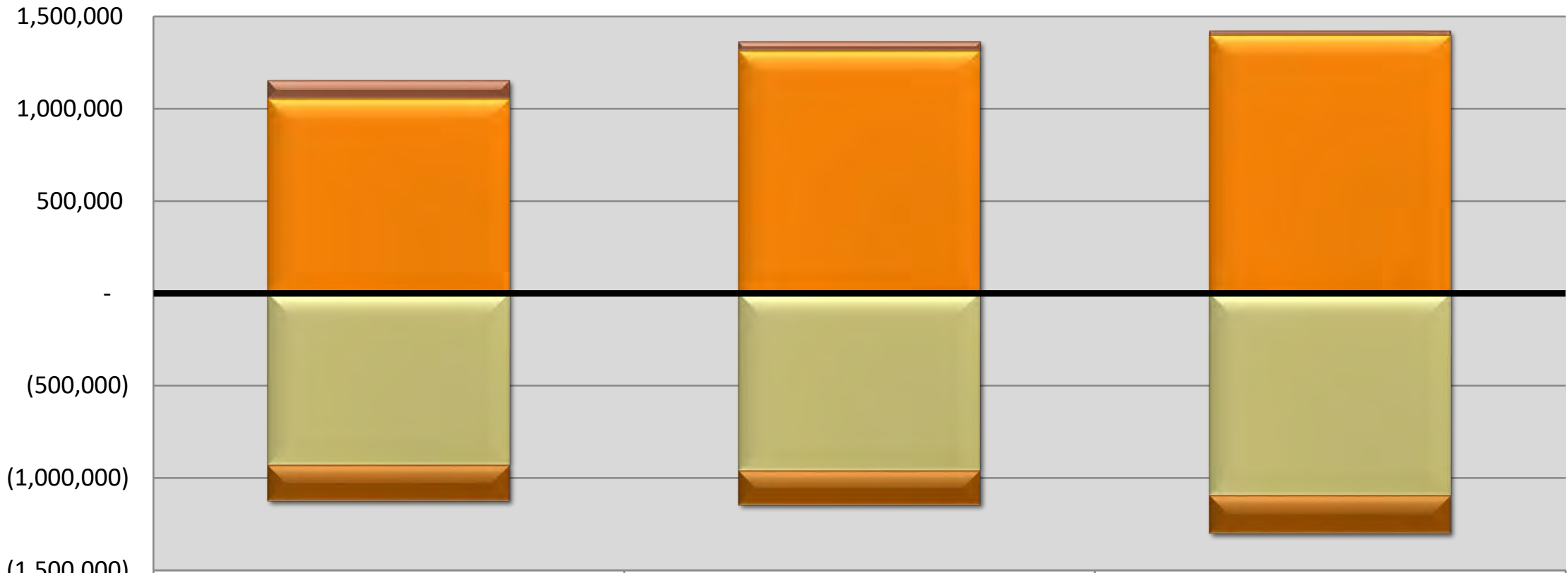
Capital Improvements



# Seven Year Comparison General Fund Public Works



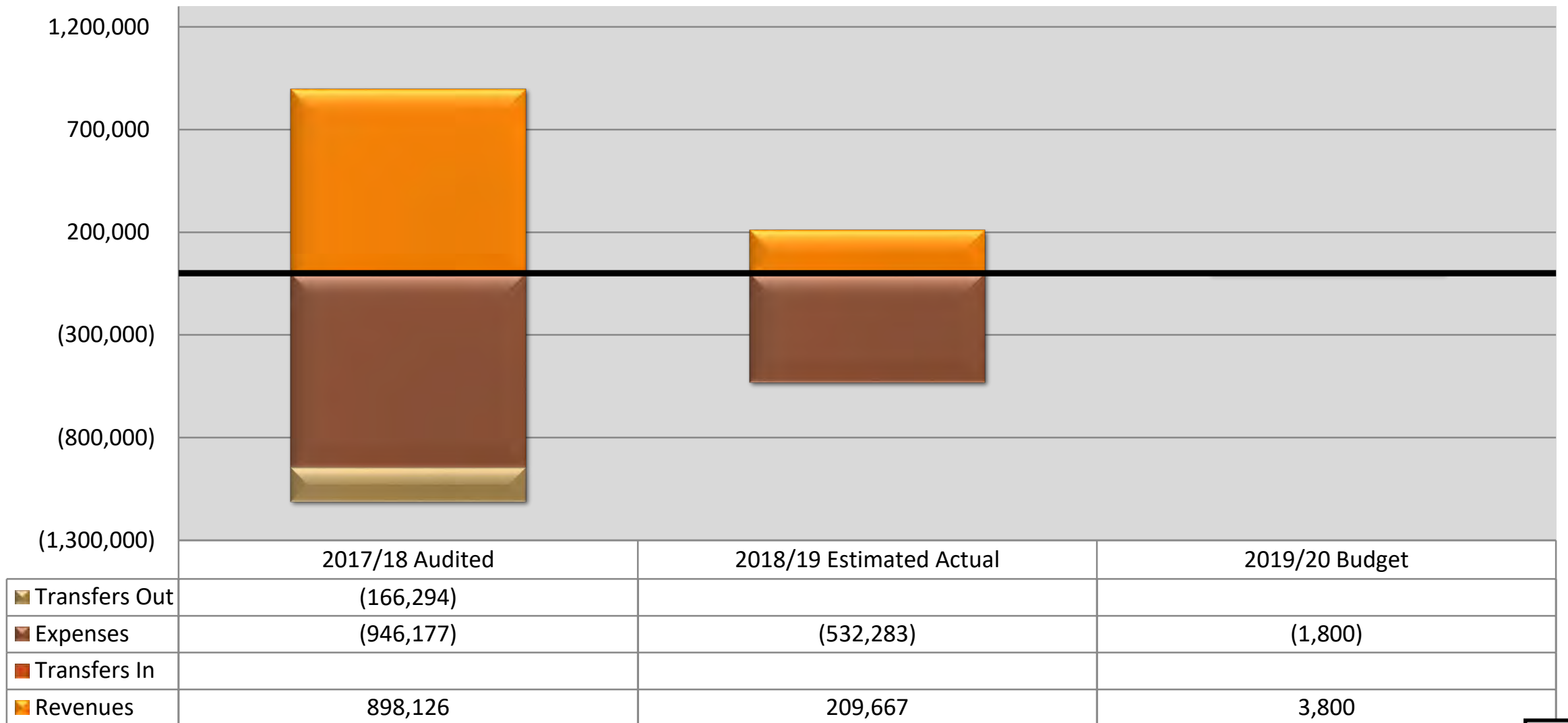
# 2120 – Gas Tax/Street Maintenance Services



	2017/18 Audited	2018/19 Estimated Actual	2019/20 Budget
Transfers Out	(195,903)	(187,615)	(208,897)
Expenses	(930,068)	(960,521)	(1,093,618)
Transfers In	99,149	48,964	20,000
Revenues	1,053,830	1,313,303	1,399,410

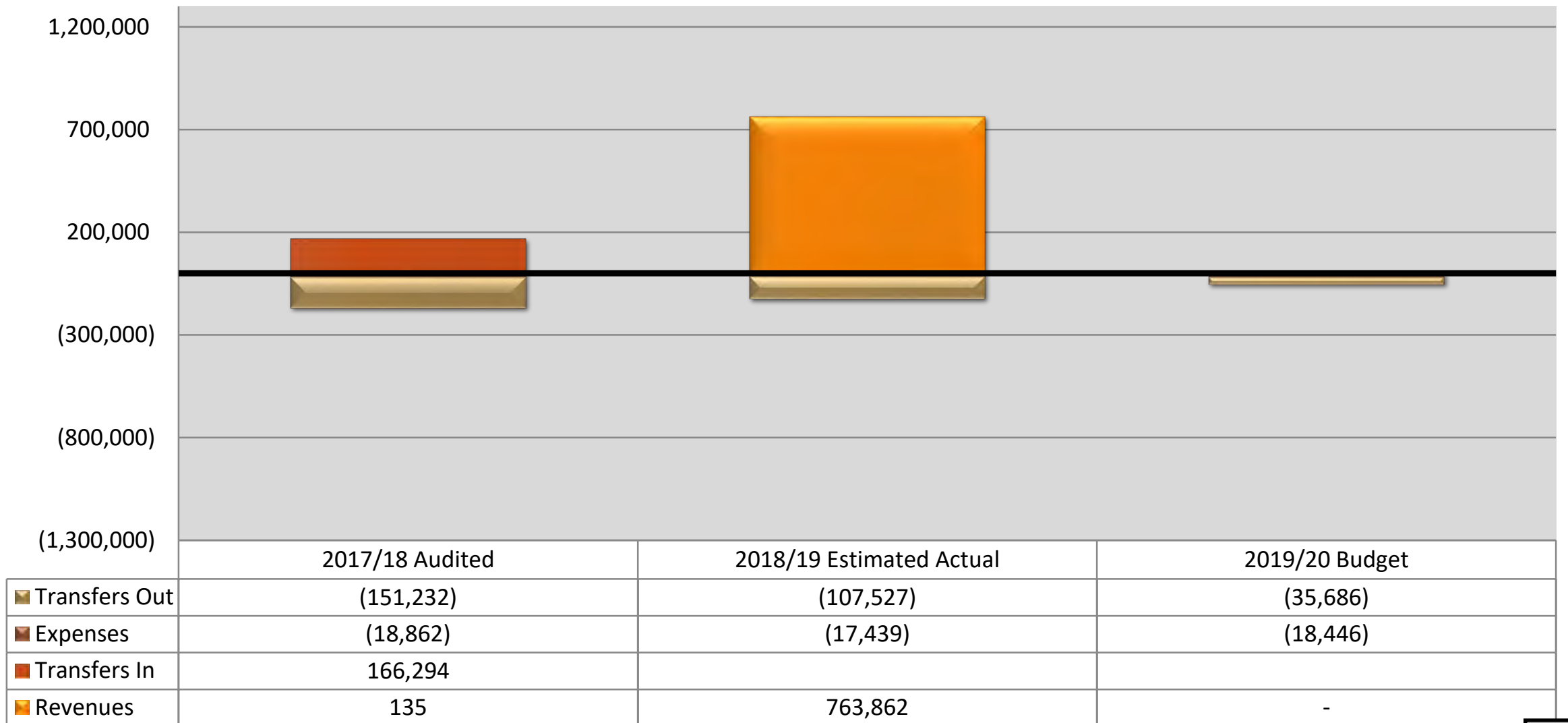
Fund Balance	117,997	332,128	449,023
--------------	---------	---------	---------

# 5900 – Transit Operation Services



<b>Fund Balance</b>	<b>353,257</b>	<b>30,641</b>	<b>32,641</b>
---------------------	----------------	---------------	---------------

# 2110 – Transportation



<b>Fund Balance</b>	<b>15,093</b>	<b>653,989</b>	<b>599,857</b>
---------------------	---------------	----------------	----------------



# Public Works Highlights

## Personnel

- Hire Public Works Director/Engineer
- Mark Thomas Engineering Contracted for Support and Projects

## Capital Improvements

- Budgeted progress on 7 CIP projects

## Sustainability

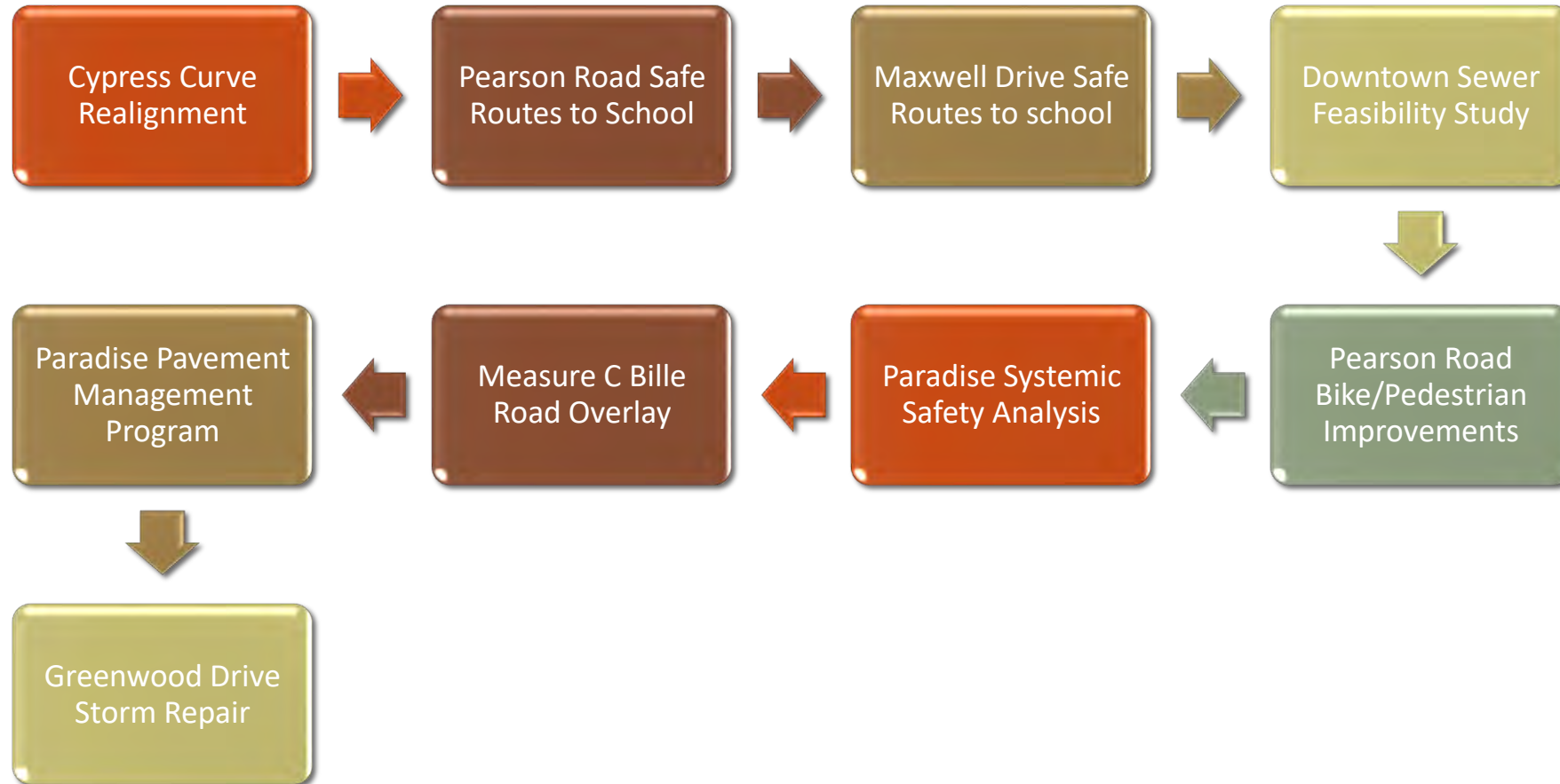
- Gas Tax Revenues Maintained Until Census Resulted Implemented 2021
- Maintain Reserves for Road & Capital Improvement Projects

## 2019/20 Capital Improvement Projects

Almond Street Multi-Modal Improvements	\$10,250	Almond Underground Utility District	20,700
Downtown Sewer Environmental Study	860,000	Ponderosa Elementary Safe Routes to School	30,000
Public Safety Radio System	1,439,200	Resiliency Permit & Housing Resource Center	110,000
Skyway at Black Olive Signalization	540,650	2019/20 Totals	\$3,010,800

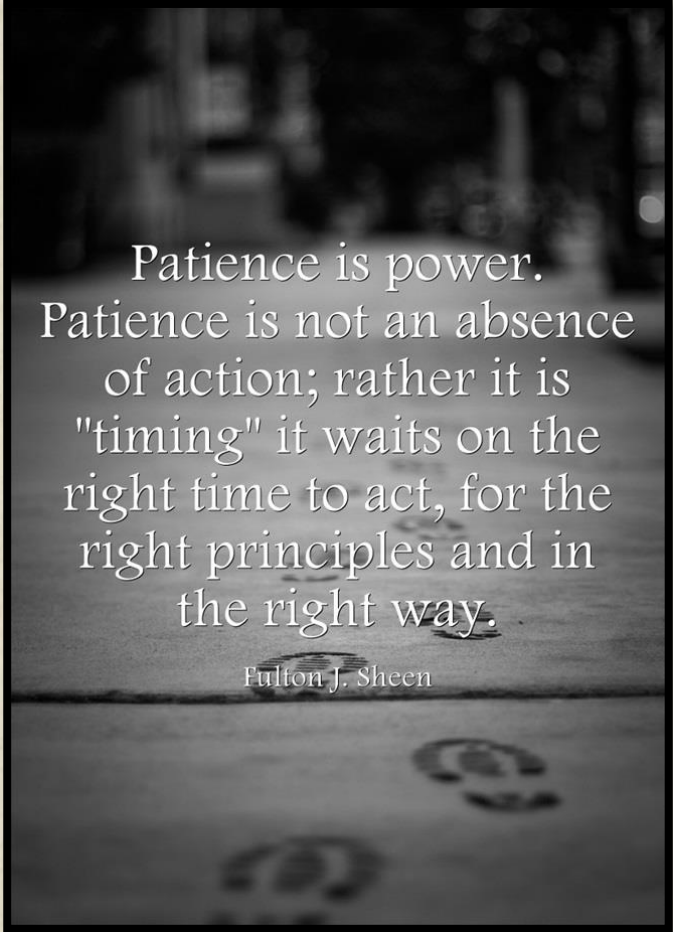
**\$22.5 Million in CIP Projects  
2017/18 – 2022/23**

# Capital Improvements Completed 2017/18 & 2018/19



# Financial Health


---



Patience is power.  
Patience is not an absence  
of action; rather it is  
"timing" it waits on the  
right time to act, for the  
right principles and in  
the right way.

Fulton J. Sheen

# General Fund Financial Health Indicators



1. Cash flow reserves improved at 15% of operating expenses or 1.5 months
2. Cash is sufficient to cover current obligations
3. Not balancing through borrowing or “backloaded” debt
4. Maintaining public service levels

1. Without PG&E Settlement there are insufficient revenues to meet demands for programs in the future
2. Fixed & labor costs remain high
3. Subsidy for Animal Control
4. OPEB contributions less than actuary recommends & Pension Expenses are rising

# General Fund Projections

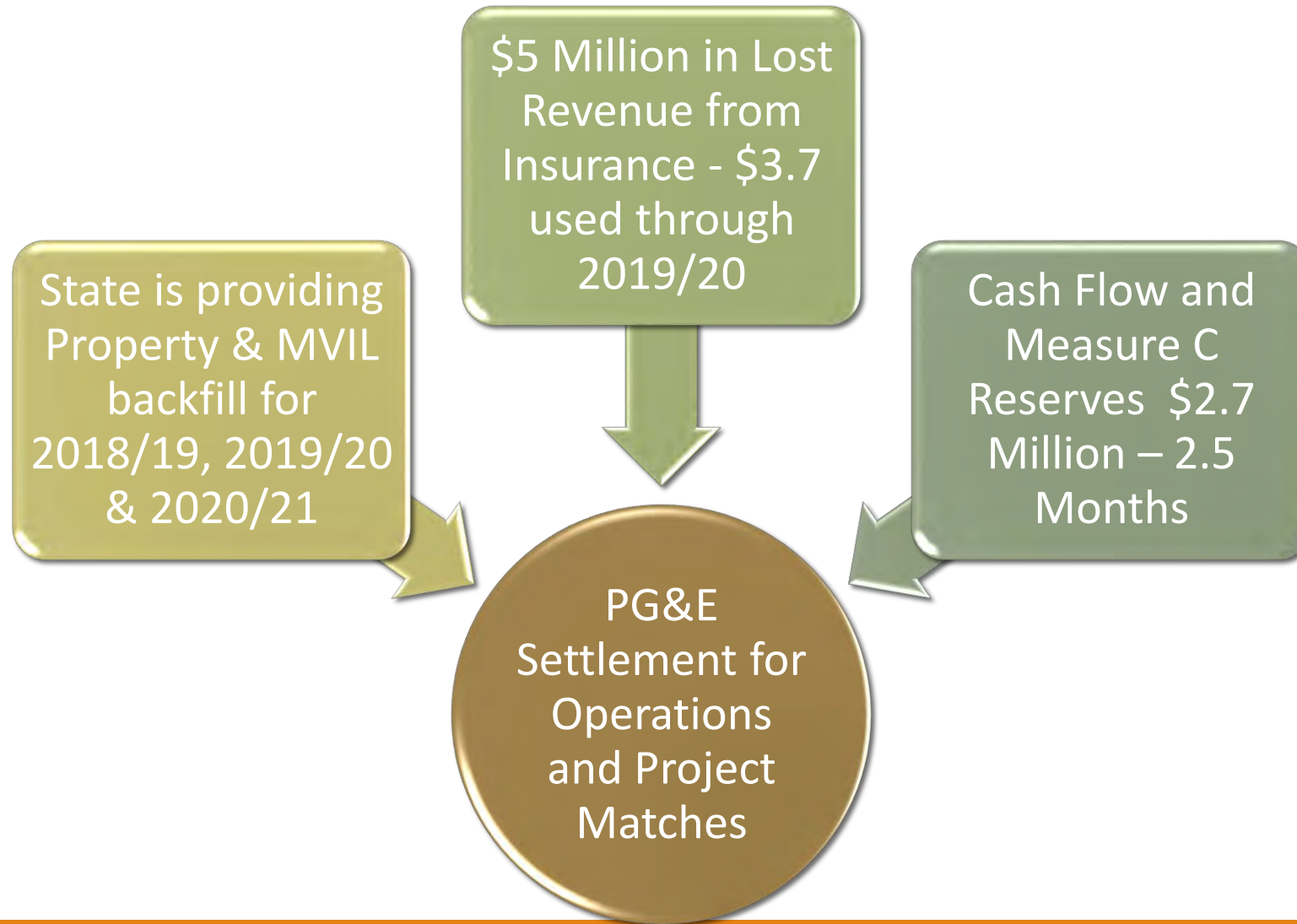
---

**“Patience and persistence are  
the providers of progress.”**

*– Tim Fargo –*



# General Fund Short Term Assumptions



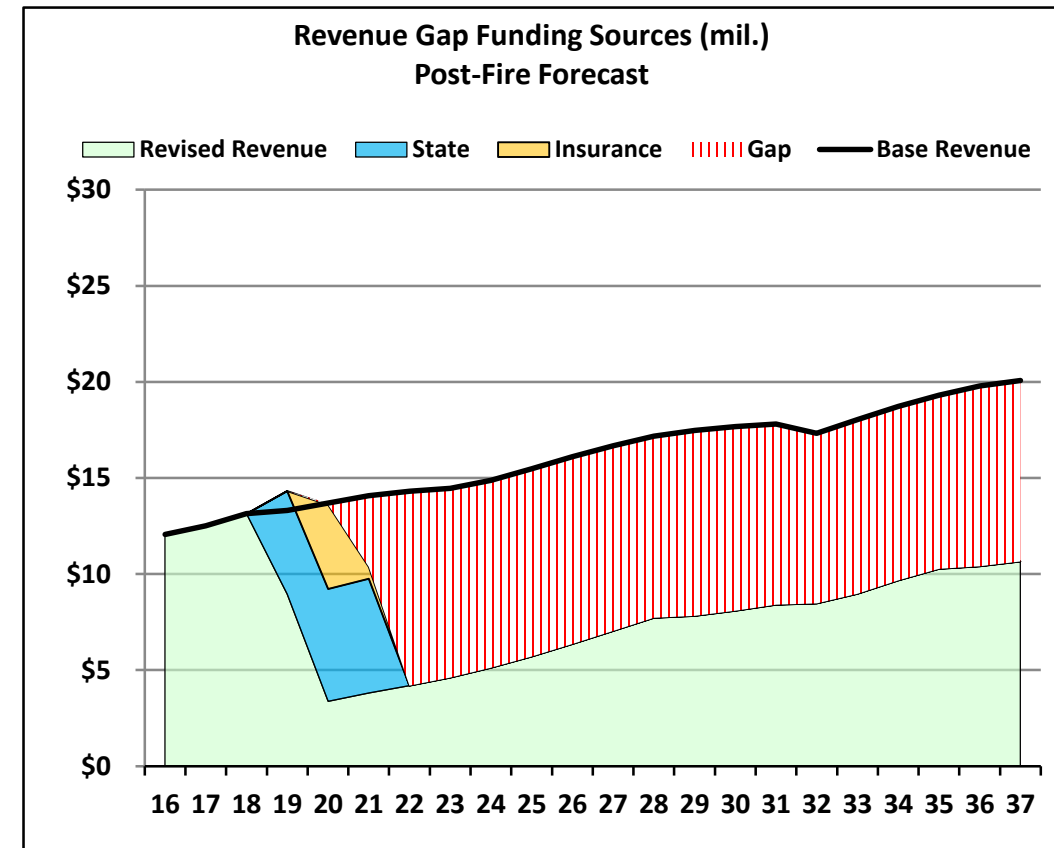
# General Fund Long Range Projection Assumptions

## Long Range Projection thru 2036-37

- Assumes property tax backfill for 3 years and \$5 million insurance for lost revenue
- Leaves gap of \$156 Million over 18 years

## Needed to Update Projection and Create Long Term Financial Plan

- Timing of PG&E Settlement
- Time to understand how many homes will be rebuilt per year
- Time to understand funding and timing of Long Term Recovery Projects





# In Conclusion

---

**PATIENCE  
PERSISTENCE  
POSITIVITY**

# Requested Action

---

1. Adopt the Final Budget for the Town of Paradise for the Fiscal Year ending June 30, 2020
2. Adopt the Annual Appropriation Limit for the Fiscal Year 2019-20
3. Adopt the General Fund Reserves for the Fiscal Year 2019-20
4. Adopt the Capital Improvement Plan for the 2019-20 Fiscal Year
5. Adopt the Salary Pay Plan for Town of Paradise Employees for the 2019-20 Fiscal Year
6. Authorize Enhanced Public Safety Recruitment Incentives Effective July 25, 2019

Questions

---

**Prayers**

**Patience**

**Positivity**  
@Conscious\_god

**Persistence**

**Progression**

# FY 2019/20

## Personnel Structure



**CITIZENS OF PARADISE**

**FY 2019/20**  
**55.1 Full Time Equivalent Employees**  
**(8 Town Manager Direct Reports)**

**TOWN COUNCIL**

**TOWN ATTORNEY**

- PLANNING COMMISSION
- SUCCESSOR AGENCY TO THE PARADISE RDA
- MEASURE C OVERSIGHT

**TOWN MANAGER**

Administrative Analyst II

Town Clerk  
Admin. Analyst I

**Disaster Recovery Manager**

**Police Services**

Police Chief

**Fire Services**

Cal-Fire Contract

**Public Works / Engineering**

Public Works Dir./Town Eng

**Community Development**

Community Development Director

**Administrative Services**

Administrative Services/Finance Dir.

- OPERATIONS
- INVESTIGATIONS
- COMMUNICATIONS
- ANIMAL CONTROL

- SUPPRESSION
- PREVENTION
- FIRE VOLUNTEERS

- ENGINEERING
- STREET MAINT
- TRANSIT
- FLEET

- PLANNING
- BUILDING
- WASTEWATER
- SOLID WASTE

- FINANCE
- IT
- HR/RISK MGT
- BUS. & HOUSING
- GRANTS

FY 2019/20

Position Control Summary (FTE)

Salary Pay Plan

**TOWN OF PARADISE  
Position Control**

**EMPLOYEE FULL TIME EQUIVALENT SUMMARY (FTE)**

<u>Program</u>	<u>General Fund Programs</u>	<u>2018/19</u>	<u>2019/20</u>
		<u>Adopted</u> <u>Budget</u>	<u>Adopted</u> <u>Budget</u>
4100	Town Clerk	2.00	2.00
4200	Town Manager	1.01	1.01
4201	Central Services	0.90	0.90
4202	Information Technology	1.00	-
4203	HR & Risk Management	0.90	0.90
4400	Finance	1.64	1.68
4420	Measure "C"	1.46	-
4510	Police - Administration	3.65	2.90
4520	Police - Operations	19.00	15.70
4530	Public Safety Communications	9.94	4.51
4550	Fleet Maintenance	1.00	1.00
4610	Fire - Administration	0.93	0.93
4630	Fire - Suppression	-	-
4720	Planning	1.27	1.27
4740	Engineering	0.31	0.24
4745	Community Park	-	-
4780	Waste Management	0.41	0.06
		45.42	33.10
<u>Fund</u>	<u>Other Funds</u>		
2030	Building Safety & Waste Water	8.05	6.40
2070	Animal Control	4.00	3.55
2090	Camp Fire Recovery	-	1.00
2101	Transportation	0.15	0.15
2120	Gas Tax/Public Works	7.94	7.94
2160	Business and Housing	2.38	2.92
7650	Successor to RDA	0.04	-
		22.56	21.96
Grand Total		67.98	55.06

**TOTAL PERSONNEL SUMMARY  
2019/2020 Budget**

	<u>FTE</u>	<u>Head Count</u>	<u>Full-Time</u>	<u>Part-Time</u>
Town of Paradise Employees	55.06	58.00	49.00	9.00
Contract Personnel	37.77	36.00	37.00	3.00
Grand Total	92.83	94.00	86.00	12.00

**TOWN OF PARADISE  
SALARY PAY PLAN FY 2019/20**

Head Count	Approve FTE's	Position Title	Hours/Week	A Step	B Step	C Step	D Step	E Step	F Step
<b>TOWN MANAGER/ TOWN CLERK</b>									
<b>1.00</b>	<b>1.00</b>	<b>ADMINISTRATIVE ANALYST I (TOWN CLERK)</b>							
		HOURLY	40	16.41	17.23	18.09	18.99	19.94	20.94
		BIWEEKLY		1,312.80	1,378.40	1,447.20	1,519.20	1,595.20	1,675.20
		MONTHLY		2,844.40	2,986.53	3,135.60	3,291.60	3,456.27	3,629.60
		ANNUAL		34,132.80	35,838.40	37,627.20	39,499.20	41,475.20	43,555.20
<b>1.00</b>	<b>1.00</b>	<b>ADMINISTRATIVE ANALYST II (BUSINESS &amp; HOUSING / TOWN MANAGER)</b>							
		HOURLY	40	20.01	21.01	22.06	23.16	24.32	25.54
		BIWEEKLY		1,600.80	1,680.80	1,764.80	1,852.80	1,945.60	2,043.20
		MONTHLY		3,468.40	3,641.73	3,823.73	4,014.40	4,215.47	4,426.93
		ANNUAL		41,620.80	43,700.80	45,884.80	48,172.80	50,585.60	53,123.20
<b>1.00</b>	<b>1.00</b>	<b>TOWN CLERK</b>							
		HOURLY	40	30.79	32.33	33.95	35.65	37.43	39.30
		BIWEEKLY		2,463.20	2,586.40	2,716.00	2,852.00	2,994.40	3,144.00
		MONTHLY		5,336.93	5,603.87	5,884.67	6,179.33	6,487.87	6,812.00
		ANNUAL		64,043.20	67,246.40	70,616.00	74,152.00	77,854.40	81,744.00
<b>1.00</b>	<b>1.00</b>	<b>DISASTER RECOVERY MANAGER</b>							
		HOURLY	40	36.19	38.00	39.90	41.90	44.00	46.20
		BIWEEKLY		2,895.20	3,040.00	3,192.00	3,352.00	3,520.00	3,696.00
		MONTHLY		6,272.93	6,586.67	6,916.00	7,262.67	7,626.67	8,008.00
		ANNUAL		75,275.20	79,040.00	82,992.00	87,152.00	91,520.00	96,096.00



**TOWN OF PARADISE  
SALARY PAY PLAN FY 2019/20**

Head Count	Approve FTE's	Position Title	Hours/Week	A Step	B Step	C Step	D Step	E Step	F Step
<b>1.00</b>	<b>1.00</b>	<b>TOWN MANAGER</b>							
		HOURLY	40	55.44	58.21	61.12	64.18	67.39	70.76
		BIWEEKLY		4,435.20	4,656.80	4,889.60	5,134.40	5,391.20	5,660.80
		MONTHLY		9,609.60	10,089.73	10,594.13	11,124.53	11,680.93	12,265.07
		ANNUAL		115,315.20	121,076.80	127,129.60	133,494.40	140,171.20	147,180.80

**ADMINISTRATIVE SERVICES (FINANCE, HR, IT, BHS)**

<b>1.00</b>	<b>1.00</b>	<b>HOUSING PROGRAM ANALYST</b>							
		HOURLY	40	15.62	16.40	17.22	18.08	18.98	19.93
		BIWEEKLY		1,124.64	1,180.80	1,239.84	1,301.76	1,366.56	1,434.96
		MONTHLY		2,436.72	2,558.40	2,686.32	2,820.48	2,960.88	3,109.08
		ANNUAL		29,240.64	30,700.80	32,235.84	33,845.76	35,530.56	37,308.96
<b>1.00</b>	<b>0.90</b>	<b>FINANCIAL SERVICES ANALYST</b>							
		HOURLY	36	16.81	17.65	18.53	19.46	20.43	21.45
		BIWEEKLY		1,210.32	1,270.80	1,334.16	1,401.12	1,470.96	1,544.40
		MONTHLY		2,622.36	2,753.40	2,890.68	3,035.76	3,187.08	3,346.20
		ANNUAL		31,468.32	33,040.80	34,688.16	36,429.12	38,244.96	40,154.40
<b>1.00</b>	<b>1.00</b>	<b>SENIOR ACCOUNTANT</b>							
		HOURLY	40	27.84	29.23	30.69	32.22	33.83	35.52
		BIWEEKLY		2,227.20	2,338.40	2,455.20	2,577.60	2,706.40	2,841.60
		MONTHLY		4,825.60	5,066.53	5,319.60	5,584.80	5,863.87	6,156.80
		ANNUAL		57,907.20	60,798.40	63,835.20	67,017.60	70,366.40	73,881.60
<b>1.00</b>	<b>1.00</b>	<b>HOUSING PROGRAM SUPERVISOR</b>							
		HOURLY	40	28.39	29.81	31.30	32.87	34.51	36.24
		BIWEEKLY		2,271.20	2,384.80	2,504.00	2,629.60	2,760.80	2,899.20
		MONTHLY		4,920.84	5,166.97	5,425.23	5,697.36	5,981.62	6,281.48
		ANNUAL		59,051.20	62,004.80	65,104.00	68,369.60	71,780.80	75,379.20

**TOWN OF PARADISE  
SALARY PAY PLAN FY 2019/20**

Head Count	Approve FTE's	Position Title	Hours/Week	A Step	B Step	C Step	D Step	E Step	F Step
<b>1.00</b>	<b>0.90</b>	<b>HUMAN RESOURCES &amp; RISK MANAGEMENT MANAGER</b>							
		HOURLY	36	28.64	30.07	31.57	33.15	34.81	36.55
		BIWEEKLY		2,062.08	2,165.04	2,273.04	2,386.80	2,506.32	2,631.60
		MONTHLY		4,467.84	4,690.92	4,924.92	5,171.40	5,430.36	5,701.80
		ANNUAL		53,614.08	56,291.04	59,099.04	62,056.80	65,164.32	68,421.60
<b>0.00</b>	<b>0.00</b>	<b>INFORMATION TECHNOLOGY MANAGER</b>							
		HOURLY	40	35.92	37.72	39.61	41.59	43.67	45.85
		BIWEEKLY		2,873.60	3,017.60	3,168.80	3,327.20	3,493.60	3,668.00
		MONTHLY		6,226.13	6,538.13	6,865.73	7,208.93	7,569.47	7,947.33
		ANNUAL		74,713.60	78,457.60	82,388.80	86,507.20	90,833.60	95,368.00
<b>1.00</b>	<b>1.00</b>	<b>ADMINISTRATIVE SERVICES/FINANCE DIRECTOR/TREASURER</b>							
		HOURLY	40	38.35	40.27	42.28	44.39	46.61	48.94
		BIWEEKLY		3,068.00	3,221.60	3,382.40	3,551.20	3,728.80	3,915.20
		MONTHLY		6,647.33	6,980.13	7,328.53	7,694.27	8,079.07	8,482.93
		ANNUAL		79,768.00	83,761.60	87,942.40	92,331.20	96,948.80	101,795.20

**POLICE ADMINISTRATION**

<b>1.00</b>	<b>0.90</b>	<b>ADMINISTRATIVE ASSISTANT III (P.D.)</b>							
		HOURLY	36	18.75	19.69	20.67	21.70	22.79	23.93
		BIWEEKLY		1,350.00	1,417.68	1,488.24	1,562.40	1,640.88	1,722.96
		MONTHLY		2,925.00	3,071.64	3,224.52	3,385.20	3,555.24	3,733.08
		ANNUAL		35,100.00	36,859.68	38,694.24	40,622.40	42,662.88	44,796.96

**TOWN OF PARADISE  
SALARY PAY PLAN FY 2019/20**

Head Count	Approve FTE's	Position Title	Hours/Week	A Step	B Step	C Step	D Step	E Step	F Step
<b>1.00</b>	<b>1.00</b>	<b>POLICE LIEUTENANT</b>							
		HOURLY	40	34.60	36.33	38.15	40.06	42.06	44.16
		BIWEEKLY		2,768.00	2,906.40	3,052.00	3,204.80	3,364.80	3,532.80
		MONTHLY		5,997.33	6,297.20	6,612.67	6,943.73	7,290.40	7,654.40
		ANNUAL		71,968.00	75,566.40	79,352.00	83,324.80	87,484.80	91,852.80
<b>1.00</b>	<b>1.00</b>	<b>POLICE CHIEF</b>							
		HOURLY	40	42.93	45.08	47.33	49.70	52.19	54.80
		BIWEEKLY		3,434.40	3,606.40	3,786.40	3,976.00	4,175.20	4,384.00
		MONTHLY		7,441.20	7,813.87	8,203.87	8,614.67	9,046.27	9,498.67
		ANNUAL		89,294.40	93,766.40	98,446.40	103,376.00	108,555.20	113,984.00
<b>POLICE OPERATIONS</b>									
<b>0.00</b>	<b>0.00</b>	<b>POLICE OFFICER TRAINEE (Short Term Position)</b>							
		HOURLY	40	18.94	19.89	20.88	21.92	23.02	24.17
		BIWEEKLY		1,515.20	1,591.20	1,670.40	1,753.60	1,841.60	1,933.60
		MONTHLY		3,282.93	3,447.60	3,619.20	3,799.47	3,990.13	4,189.47
		ANNUAL		39,395.20	41,371.20	43,430.40	45,593.60	47,881.60	50,273.60
<b>1.00</b>	<b>1.00</b>	<b>COMMUNITY SERVICE OFFICER III</b>							
		HOURLY	40	18.59	19.52	20.50	21.53	22.61	23.74
		BIWEEKLY		1,487.20	1,561.60	1,640.00	1,722.40	1,808.80	1,899.20
		MONTHLY		3,222.27	3,383.47	3,553.33	3,731.87	3,919.07	4,114.93
		ANNUAL		38,667.20	40,601.60	42,640.00	44,782.40	47,028.80	49,379.20
<b>11.00</b>	<b>10.70</b>	<b>POLICE OFFICER</b>							
		HOURLY	40	27.06	28.41	29.83	31.32	32.89	34.53
		BIWEEKLY		2,164.80	2,272.80	2,386.40	2,505.60	2,631.20	2,762.40
		MONTHLY		4,690.40	4,924.40	5,170.53	5,428.80	5,700.93	5,985.20
		ANNUAL		56,284.80	59,092.80	62,046.40	65,145.60	68,411.20	71,822.40

**TOWN OF PARADISE  
SALARY PAY PLAN FY 2019/20**

Head Count	Approve FTE's	Position Title	Hours/Week	A Step	B Step	C Step	D Step	E Step	F Step
<b>4.00</b>	<b>4.00</b>	<b>POLICE SERGEANT</b>							
		HOURLY	40	31.89	33.48	35.15	36.91	38.76	40.70
		BIWEEKLY		2,551.20	2,678.40	2,812.00	2,952.80	3,100.80	3,256.00
		MONTHLY		5,527.60	5,803.20	6,092.67	6,397.73	6,718.40	7,054.67
		ANNUAL		66,331.20	69,638.40	73,112.00	76,772.80	80,620.80	84,656.00

**PUBLIC SAFETY COMMUNICATIONS**

<b>0.00</b>	<b>0.00</b>	<b>CRIMINAL RECORDS TECHNICIAN</b>							
		HOURLY	18	13.00	13.65	14.33	15.05	15.80	16.59
		BIWEEKLY		468.00	491.40	515.88	541.80	568.80	597.24
		MONTHLY		1,014.00	1,064.70	1,117.74	1,173.90	1,232.40	1,294.02
		ANNUAL		12,168.00	12,776.40	13,412.88	14,086.80	14,788.80	15,528.24
<b>1.00</b>	<b>0.19</b>	<b>PART TIME/HOURLY PUBLIC SAFETY DISPATCHER</b>							
		HOURLY		17.41	18.28	19.19	20.15	21.16	22.22
<b>3.00</b>	<b>2.42</b>	<b>PUBLIC SAFETY DISPATCHER</b>							
		HOURLY	40	20.02	21.02	22.07	23.17	24.33	25.55
		BIWEEKLY		1,601.60	1,681.60	1,765.60	1,853.60	1,946.40	2,044.00
		MONTHLY		3,470.13	3,643.47	3,825.47	4,016.13	4,217.20	4,428.67
		ANNUAL		41,641.60	43,721.60	45,905.60	48,193.60	50,606.40	53,144.00
<b>1.00</b>	<b>0.90</b>	<b>COMMUNITY SERVICE OFFICER III</b>							
		HOURLY	36	18.59	19.52	20.50	21.53	22.61	23.74
		BIWEEKLY		1,338.48	1,405.44	1,476.00	1,550.16	1,627.92	1,709.28
		MONTHLY		2,900.04	3,045.12	3,198.00	3,358.68	3,527.16	3,703.44
		ANNUAL		34,800.48	36,541.44	38,376.00	40,304.16	42,325.92	44,441.28

**TOWN OF PARADISE  
SALARY PAY PLAN FY 2019/20**

Head Count	Approve FTE's	Position Title	Hours/Week	A Step	B Step	C Step	D Step	E Step	F Step
<b>1.00</b>	<b>1.00</b>	<b>COMMUNICATION RECORDS SUPERVISOR</b>							
		HOURLY	40	25.53	26.81	28.15	29.56	31.04	32.59
		BIWEEKLY		2,042.40	2,144.80	2,252.00	2,364.80	2,483.20	2,607.20
		MONTHLY		4,425.20	4,647.07	4,879.33	5,123.73	5,380.27	5,648.93
		ANNUAL		53,102.40	55,764.80	58,552.00	61,484.80	64,563.20	67,787.20
<b>ANIMAL CONTROL</b>									
<b>0.00</b>	<b>0.00</b>	<b>P/T ANIMAL SHELTER ASSISTANT</b>							
		HOURLY	18	12.00	12.60	13.23	13.89	14.58	15.31
		BIWEEKLY		432.00	453.60	360.00	500.04	524.88	551.16
		MONTHLY		936.00	982.80	1,031.94	1,083.42	1,137.24	1,194.18
		ANNUAL		11,232.00	11,793.60	12,383.28	13,001.04	13,646.88	14,330.16
<b>1.00</b>	<b>0.75</b>	<b>OFFICE ASSISTANT III (ANIMAL CONTROL)</b>							
		HOURLY	30	13.43	14.10	14.81	15.55	16.33	17.15
		BIWEEKLY		805.80	846.00	888.60	933.00	979.80	1,029.00
		MONTHLY		1,745.90	1,833.00	1,925.30	2,021.50	2,122.90	2,229.50
		ANNUAL		20,950.80	21,996.00	23,103.60	24,258.00	25,474.80	26,754.00
<b>2.00</b>	<b>1.80</b>	<b>ANIMAL CONTROL OFFICER</b>							
		HOURLY	36	16.48	17.30	18.17	19.08	20.03	21.03
		BIWEEKLY		1,186.56	1,245.60	1,308.24	1,373.76	1,442.16	1,514.16
		MONTHLY		2,570.88	2,698.80	2,834.52	2,976.48	3,124.68	3,280.68
		ANNUAL		30,850.56	32,385.60	34,014.24	35,717.76	37,496.16	39,368.16
<b>1.00</b>	<b>1.00</b>	<b>ANIMAL CONTROL SUPERVISOR</b>							
		HOURLY	40	19.57	20.55	21.58	22.66	23.79	24.98
		BIWEEKLY		1,565.60	1,644.00	1,726.40	1,812.80	1,903.20	1,998.40
		MONTHLY		3,392.07	3,561.93	3,740.46	3,927.66	4,123.52	4,329.78
		ANNUAL		40,705.60	42,744.00	44,886.40	47,132.80	49,483.20	51,958.40

**TOWN OF PARADISE  
SALARY PAY PLAN FY 2019/20**

Head Count	Approve FTE's	Position Title	Hours/Week	A Step	B Step	C Step	D Step	E Step	F Step
------------	---------------	----------------	------------	--------	--------	--------	--------	--------	--------

**FIRE ADMINISTRATION**

<b>1.00</b>	<b>0.60</b>	<b>ADMINISTRATIVE ASSISTANT II (FIRE)</b>							
		HOURLY	24	15.99	16.79	17.63	18.51	19.44	20.41
		BIWEEKLY		767.52	805.92	846.24	888.48	933.12	979.68
		MONTHLY		1,662.96	1,746.16	1,833.52	1,925.04	2,021.76	2,122.64
		ANNUAL		19,955.52	20,953.92	22,002.24	23,100.48	24,261.12	25,471.68

**COMMUNITY DEVELOPMENT (PLANNING, CODE ENFORCEMENT & BUILDING SAFETY & WASTE WATER)**

<b>1.00</b>	<b>1.00</b>	<b>ENVIRONMENTAL TECHNICIAN</b>							
		HOURLY	40	13.72	14.41	15.13	15.89	16.68	17.51
		BIWEEKLY		1,097.60	1,152.80	1,210.40	1,271.20	1,334.40	1,400.80
		MONTHLY		2,378.09	2,497.69	2,622.48	2,754.21	2,891.14	3,035.01
		ANNUAL		28,537.60	29,972.80	31,470.40	33,051.20	34,694.40	36,420.80
<b>1.00</b>	<b>1.00</b>	<b>BUILDING / ONSITE PERMIT TECHNICIAN</b>							
		HOURLY	40	17.11	17.97	18.87	19.81	20.80	21.84
		BIWEEKLY		1,368.80	1,437.60	1,509.60	1,584.80	1,664.00	1,747.20
		MONTHLY		2,965.68	3,114.74	3,270.74	3,433.67	3,605.26	3,785.53
		ANNUAL		35,588.80	37,377.60	39,249.60	41,204.80	43,264.00	45,427.20
<b>1.00</b>	<b>1.00</b>	<b>ENVIRONMENTAL SERVICES SPECIALIST</b>							
		HOURLY	40	17.11	17.97	18.87	19.81	20.80	21.84
		BIWEEKLY		1,368.80	1,437.60	1,509.60	1,584.80	1,664.00	1,747.20
		MONTHLY		2,965.73	3,114.80	3,270.80	3,433.73	3,605.33	3,785.60
		ANNUAL		35,588.80	37,377.60	39,249.60	41,204.80	43,264.00	45,427.20

**TOWN OF PARADISE  
SALARY PAY PLAN FY 2019/20**

Head Count	Approve FTE's	Position Title	Hours/Week	A Step	B Step	C Step	D Step	E Step	F Step
<b>0.00</b>	<b>0.00</b>	<b>BUILDING/ONSITE INSPECTOR</b>							
		HOURLY	40	19.55	20.53	21.56	22.64	23.77	24.96
		BIWEEKLY		1,564.00	1,642.40	1,724.80	1,811.20	1,901.60	1,996.80
		MONTHLY		3,388.60	3,558.46	3,736.99	3,924.19	4,120.05	4,326.32
		ANNUAL		40,664.00	42,702.40	44,844.80	47,091.20	49,441.60	51,916.80
<b>1.00</b>	<b>1.00</b>	<b>FIRE PREVENTION INSPECTOR</b>							
		HOURLY	40	19.55	20.53	21.56	22.64	23.77	24.96
		BIWEEKLY		1,564.00	1,642.40	1,724.80	1,811.20	1,901.60	1,996.80
		MONTHLY		3,388.67	3,558.53	3,737.07	3,924.27	4,120.13	4,326.40
		ANNUAL		40,664.00	42,702.40	44,844.80	47,091.20	49,441.60	51,916.80
<b>1.00</b>	<b>1.00</b>	<b>CODE ENFORCEMENT OFFICER</b>							
		HOURLY	40	20.64	21.67	22.75	23.89	25.08	26.33
		BIWEEKLY		1,651.20	1,733.60	1,820.00	1,911.20	2,006.40	2,106.40
		MONTHLY		3,577.53	3,756.06	3,943.26	4,140.85	4,347.12	4,563.78
		ANNUAL		42,931.20	45,073.60	47,320.00	49,691.20	52,166.40	54,766.40
<b>1.00</b>	<b>1.00</b>	<b>ONSITE SANITARY OFFICIAL</b>							
		HOURLY	40	26.77	28.11	29.52	31.00	32.55	34.18
		BIWEEKLY		2,141.60	2,248.80	2,361.60	2,480.00	2,604.00	2,734.40
		MONTHLY		4,640.13	4,872.40	5,116.80	5,373.33	5,642.00	5,924.53
		ANNUAL		55,681.60	58,468.80	61,401.60	64,480.00	67,704.00	71,094.40
<b>1.00</b>	<b>1.00</b>	<b>COMMUNITY DEVELOPMENT MANAGER/ASST. PLANNER</b>							
		HOURLY	40	27.39	28.76	30.20	31.71	33.30	34.97
		BIWEEKLY		2,191.20	2,300.80	2,416.00	2,536.80	2,664.00	2,797.60
		MONTHLY		4,747.60	4,985.07	5,234.67	5,496.40	5,772.00	6,061.47
		ANNUAL		56,971.20	59,820.80	62,816.00	65,956.80	69,264.00	72,737.60

**TOWN OF PARADISE  
SALARY PAY PLAN FY 2019/20**

Head Count	Approve FTE's	Position Title	Hours/Week	A Step	B Step	C Step	D Step	E Step	F Step
<b>0.00</b>	<b>0.00</b>	<b>FIRE MARSHAL/BUILDING OFFICIAL</b>							
		HOURLY	40	34.96	36.71	38.55	40.48	42.50	44.63
		BIWEEKLY		2,796.80	2,936.80	3,084.00	3,238.40	3,400.00	3,570.40
		MONTHLY		6,059.73	6,363.07	6,682.00	7,016.53	7,366.67	7,735.87
		ANNUAL		72,716.80	76,356.80	80,184.00	84,198.40	88,400.00	92,830.40
<b>1.00</b>	<b>1.00</b>	<b>COMMUNITY DEVELOPMENT DIRECTOR</b>							
		HOURLY	40	38.35	40.27	42.28	44.39	46.61	48.94
		BIWEEKLY		3,068.00	3,221.60	3,382.40	3,551.20	3,728.80	3,915.20
		MONTHLY		6,647.33	6,980.13	7,328.53	7,694.27	8,079.07	8,482.93
		ANNUAL		79,768.00	83,761.60	87,942.40	92,331.20	96,948.80	101,795.20

**PUBLIC WORKS (ENGINEERING, STREETS AND FLEET MANAGEMENT)**

<b>1.00</b>	<b>1.00</b>	<b>PUBLIC WORKS MAINTENANCE WORKER I</b>							
		HOURLY	40	15.66	16.44	17.26	18.12	19.03	19.98
		BIWEEKLY		1,252.80	1,315.20	1,380.80	1,449.60	1,522.40	1,598.40
		MONTHLY		2,714.40	2,849.60	2,991.73	3,140.80	3,298.53	3,463.20
		ANNUAL		32,572.80	34,195.20	35,900.80	37,689.60	39,582.40	41,558.40
<b>3.00</b>	<b>3.00</b>	<b>PUBLIC WORKS MAINTENANCE WORKER II</b>							
		HOURLY	40	16.40	17.22	18.08	18.98	19.93	20.93
		BIWEEKLY		1,312.00	1,377.60	1,446.40	1,518.40	1,594.40	1,674.40
		MONTHLY		2,842.67	2,984.80	3,133.87	3,289.87	3,454.53	3,627.87
		ANNUAL		34,112.00	35,817.60	37,606.40	39,478.40	41,454.40	43,534.40
<b>1.00</b>	<b>1.00</b>	<b>CONSTRUCTION INSPECTOR</b>							
		HOURLY	40	17.30	18.17	19.08	20.03	21.03	22.08
		BIWEEKLY		1,384.00	1,453.60	1,526.40	1,602.40	1,682.40	1,766.40
		MONTHLY		2,998.67	3,149.47	3,307.20	3,471.87	3,645.20	3,827.20
		ANNUAL		35,984.00	37,793.60	39,686.40	41,662.40	43,742.40	45,926.40



**TOWN OF PARADISE  
SALARY PAY PLAN FY 2019/20**

Head Count	Approve FTE's	Position Title	Hours/Week	A Step	B Step	C Step	D Step	E Step	F Step
<b>1.00</b>	<b>1.00</b>	<b>PUBLIC WORKS MAINTENANCE WORKER III</b>							
		HOURLY	40	17.97	18.87	19.81	20.80	21.84	22.93
		BIWEEKLY		1,437.60	1,509.60	1,584.80	1,664.00	1,747.20	1,834.40
		MONTHLY		3,114.80	3,270.80	3,433.73	3,605.33	3,785.60	3,974.53
		ANNUAL		37,377.60	39,249.60	41,204.80	43,264.00	45,427.20	47,694.40
<b>1.00</b>	<b>1.00</b>	<b>FLEET MAINTENANCE SHOP FOREMAN</b>							
		HOURLY	40	25.49	26.76	28.10	29.51	30.99	32.54
		BIWEEKLY		2,039.20	2,140.80	2,248.00	2,360.80	2,479.20	2,603.20
		MONTHLY		4,418.27	4,638.40	4,870.67	5,115.07	5,371.60	5,640.27
		ANNUAL		53,019.20	55,660.80	58,448.00	61,380.80	64,459.20	67,683.20
<b>1.00</b>	<b>1.00</b>	<b>PUBLIC WORKS MANAGER</b>							
		HOURLY	40	29.31	30.78	32.32	33.94	35.64	37.42
		BIWEEKLY		2,344.80	2,462.40	2,585.60	2,715.20	2,851.20	2,993.60
		MONTHLY		5,080.40	5,335.20	5,602.13	5,882.93	6,177.60	6,486.13
		ANNUAL		60,964.80	64,022.40	67,225.60	70,595.20	74,131.20	77,833.60
<b>1.00</b>	<b>1.00</b>	<b>PUBLIC WORKS DIRECTOR/TOWN ENGINEER</b>							
		HOURLY	40	38.35	40.27	42.28	44.39	46.61	48.94
		BIWEEKLY		3,068.00	3,221.60	3,382.40	3,551.20	3,728.80	3,915.20
		MONTHLY		6,647.33	6,980.13	7,328.53	7,694.27	8,079.07	8,482.93
		ANNUAL		79,768.00	83,761.60	87,942.40	92,331.20	96,948.80	101,795.20

**HC 58.00 | 55.06 FTE's**

HC= Head Count / actual number of employees

FTE's = Full-time equivalent employees

**TOWN OF PARADISE  
SALARY PAY PLAN FY 2019/20**

Head Count	Approve FTE's	Position Title	Hours/Week	A Step	B Step	C Step	D Step	E Step	F Step
<b>TOWN MANAGER/ TOWN CLERK</b>									
<b>1.00</b>	<b>1.00</b>	<b>ADMINISTRATIVE ANALYST I (TOWN CLERK)</b>							
		HOURLY	40	16.41	17.23	18.09	18.99	19.94	20.94
		BIWEEKLY		1,312.80	1,378.40	1,447.20	1,519.20	1,595.20	1,675.20
		MONTHLY		2,844.40	2,986.53	3,135.60	3,291.60	3,456.27	3,629.60
		ANNUAL		34,132.80	35,838.40	37,627.20	39,499.20	41,475.20	43,555.20
<b>1.00</b>	<b>1.00</b>	<b>ADMINISTRATIVE ANALYST II (BUSINESS &amp; HOUSING / TOWN MANAGER)</b>							
		HOURLY	40	20.01	21.01	22.06	23.16	24.32	25.54
		BIWEEKLY		1,600.80	1,680.80	1,764.80	1,852.80	1,945.60	2,043.20
		MONTHLY		3,468.40	3,641.73	3,823.73	4,014.40	4,215.47	4,426.93
		ANNUAL		41,620.80	43,700.80	45,884.80	48,172.80	50,585.60	53,123.20
<b>1.00</b>	<b>1.00</b>	<b>TOWN CLERK</b>							
		HOURLY	40	30.79	32.33	33.95	35.65	37.43	39.30
		BIWEEKLY		2,463.20	2,586.40	2,716.00	2,852.00	2,994.40	3,144.00
		MONTHLY		5,336.93	5,603.87	5,884.67	6,179.33	6,487.87	6,812.00
		ANNUAL		64,043.20	67,246.40	70,616.00	74,152.00	77,854.40	81,744.00
<b>1.00</b>	<b>1.00</b>	<b>DISASTER RECOVERY MANAGER</b>							
		HOURLY	40	36.19	38.00	39.90	41.90	44.00	46.20
		BIWEEKLY		2,895.20	3,040.00	3,192.00	3,352.00	3,520.00	3,696.00
		MONTHLY		6,272.93	6,586.67	6,916.00	7,262.67	7,626.67	8,008.00
		ANNUAL		75,275.20	79,040.00	82,992.00	87,152.00	91,520.00	96,096.00

**TOWN OF PARADISE  
SALARY PAY PLAN FY 2019/20**

Head Count	Approve FTE's	Position Title	Hours/Week	A Step	B Step	C Step	D Step	E Step	F Step
<b>1.00</b>	<b>1.00</b>	<b>TOWN MANAGER</b>							
		HOURLY	40	55.44	58.21	61.12	64.18	67.39	70.76
		BIWEEKLY		4,435.20	4,656.80	4,889.60	5,134.40	5,391.20	5,660.80
		MONTHLY		9,609.60	10,089.73	10,594.13	11,124.53	11,680.93	12,265.07
		ANNUAL		115,315.20	121,076.80	127,129.60	133,494.40	140,171.20	147,180.80

**ADMINISTRATIVE SERVICES (FINANCE, HR, IT, BHS)**

<b>1.00</b>	<b>1.00</b>	<b>HOUSING PROGRAM ANALYST</b>							
		HOURLY	40	15.62	16.40	17.22	18.08	18.98	19.93
		BIWEEKLY		1,124.64	1,180.80	1,239.84	1,301.76	1,366.56	1,434.96
		MONTHLY		2,436.72	2,558.40	2,686.32	2,820.48	2,960.88	3,109.08
		ANNUAL		29,240.64	30,700.80	32,235.84	33,845.76	35,530.56	37,308.96

<b>1.00</b>	<b>0.90</b>	<b>FINANCIAL SERVICES ANALYST</b>							
		HOURLY	36	16.81	17.65	18.53	19.46	20.43	21.45
		BIWEEKLY		1,210.32	1,270.80	1,334.16	1,401.12	1,470.96	1,544.40
		MONTHLY		2,622.36	2,753.40	2,890.68	3,035.76	3,187.08	3,346.20
		ANNUAL		31,468.32	33,040.80	34,688.16	36,429.12	38,244.96	40,154.40

<b>1.00</b>	<b>1.00</b>	<b>SENIOR ACCOUNTANT</b>							
		HOURLY	40	27.84	29.23	30.69	32.22	33.83	35.52
		BIWEEKLY		2,227.20	2,338.40	2,455.20	2,577.60	2,706.40	2,841.60
		MONTHLY		4,825.60	5,066.53	5,319.60	5,584.80	5,863.87	6,156.80
		ANNUAL		57,907.20	60,798.40	63,835.20	67,017.60	70,366.40	73,881.60

<b>1.00</b>	<b>1.00</b>	<b>HOUSING PROGRAM SUPERVISOR</b>							
		HOURLY	40	28.39	29.81	31.30	32.87	34.51	36.24
		BIWEEKLY		2,271.20	2,384.80	2,504.00	2,629.60	2,760.80	2,899.20
		MONTHLY		4,920.84	5,166.97	5,425.23	5,697.36	5,981.62	6,281.48
		ANNUAL		59,051.20	62,004.80	65,104.00	68,369.60	71,780.80	75,379.20

**TOWN OF PARADISE  
SALARY PAY PLAN FY 2019/20**

Head Count	Approve FTE's	Position Title	Hours/Week	A Step	B Step	C Step	D Step	E Step	F Step
<b>1.00</b>	<b>0.90</b>	<b>HUMAN RESOURCES &amp; RISK MANAGEMENT MANAGER</b>							
		HOURLY	36	28.64	30.07	31.57	33.15	34.81	36.55
		BIWEEKLY		2,062.08	2,165.04	2,273.04	2,386.80	2,506.32	2,631.60
		MONTHLY		4,467.84	4,690.92	4,924.92	5,171.40	5,430.36	5,701.80
		ANNUAL		53,614.08	56,291.04	59,099.04	62,056.80	65,164.32	68,421.60
<b>0.00</b>	<b>0.00</b>	<b>INFORMATION TECHNOLOGY MANAGER</b>							
		HOURLY	40	35.92	37.72	39.61	41.59	43.67	45.85
		BIWEEKLY		2,873.60	3,017.60	3,168.80	3,327.20	3,493.60	3,668.00
		MONTHLY		6,226.13	6,538.13	6,865.73	7,208.93	7,569.47	7,947.33
		ANNUAL		74,713.60	78,457.60	82,388.80	86,507.20	90,833.60	95,368.00
<b>1.00</b>	<b>1.00</b>	<b>ADMINISTRATIVE SERVICES/FINANCE DIRECTOR/TREASURER</b>							
		HOURLY	40	38.35	40.27	42.28	44.39	46.61	48.94
		BIWEEKLY		3,068.00	3,221.60	3,382.40	3,551.20	3,728.80	3,915.20
		MONTHLY		6,647.33	6,980.13	7,328.53	7,694.27	8,079.07	8,482.93
		ANNUAL		79,768.00	83,761.60	87,942.40	92,331.20	96,948.80	101,795.20

**POLICE ADMINISTRATION**

<b>1.00</b>	<b>0.90</b>	<b>ADMINISTRATIVE ASSISTANT III (P.D.)</b>							
		HOURLY	36	18.75	19.69	20.67	21.70	22.79	23.93
		BIWEEKLY		1,350.00	1,417.68	1,488.24	1,562.40	1,640.88	1,722.96
		MONTHLY		2,925.00	3,071.64	3,224.52	3,385.20	3,555.24	3,733.08
		ANNUAL		35,100.00	36,859.68	38,694.24	40,622.40	42,662.88	44,796.96

**TOWN OF PARADISE  
SALARY PAY PLAN FY 2019/20**

Head Count	Approve FTE's	Position Title	Hours/Week	A Step	B Step	C Step	D Step	E Step	F Step
<b>1.00</b>	<b>1.00</b>	<b>POLICE LIEUTENANT</b>							
		HOURLY	40	34.60	36.33	38.15	40.06	42.06	44.16
		BIWEEKLY		2,768.00	2,906.40	3,052.00	3,204.80	3,364.80	3,532.80
		MONTHLY		5,997.33	6,297.20	6,612.67	6,943.73	7,290.40	7,654.40
		ANNUAL		71,968.00	75,566.40	79,352.00	83,324.80	87,484.80	91,852.80
<b>1.00</b>	<b>1.00</b>	<b>POLICE CHIEF</b>							
		HOURLY	40	42.93	45.08	47.33	49.70	52.19	54.80
		BIWEEKLY		3,434.40	3,606.40	3,786.40	3,976.00	4,175.20	4,384.00
		MONTHLY		7,441.20	7,813.87	8,203.87	8,614.67	9,046.27	9,498.67
		ANNUAL		89,294.40	93,766.40	98,446.40	103,376.00	108,555.20	113,984.00

**POLICE OPERATIONS**

<b>0.00</b>	<b>0.00</b>	<b>POLICE OFFICER TRAINEE (Short Term Position)</b>							
		HOURLY	40	18.94	19.89	20.88	21.92	23.02	24.17
		BIWEEKLY		1,515.20	1,591.20	1,670.40	1,753.60	1,841.60	1,933.60
		MONTHLY		3,282.93	3,447.60	3,619.20	3,799.47	3,990.13	4,189.47
		ANNUAL		39,395.20	41,371.20	43,430.40	45,593.60	47,881.60	50,273.60
<b>1.00</b>	<b>1.00</b>	<b>COMMUNITY SERVICE OFFICER III</b>							
		HOURLY	40	18.59	19.52	20.50	21.53	22.61	23.74
		BIWEEKLY		1,487.20	1,561.60	1,640.00	1,722.40	1,808.80	1,899.20
		MONTHLY		3,222.27	3,383.47	3,553.33	3,731.87	3,919.07	4,114.93
		ANNUAL		38,667.20	40,601.60	42,640.00	44,782.40	47,028.80	49,379.20
<b>11.00</b>	<b>10.70</b>	<b>POLICE OFFICER</b>							
		HOURLY	40	27.06	28.41	29.83	31.32	32.89	34.53
		BIWEEKLY		2,164.80	2,272.80	2,386.40	2,505.60	2,631.20	2,762.40
		MONTHLY		4,690.40	4,924.40	5,170.53	5,428.80	5,700.93	5,985.20
		ANNUAL		56,284.80	59,092.80	62,046.40	65,145.60	68,411.20	71,822.40

**TOWN OF PARADISE  
SALARY PAY PLAN FY 2019/20**

Head Count	Approve FTE's	Position Title	Hours/Week	A Step	B Step	C Step	D Step	E Step	F Step
<b>4.00</b>	<b>4.00</b>	<b>POLICE SERGEANT</b>							
		HOURLY	40	31.89	33.48	35.15	36.91	38.76	40.70
		BIWEEKLY		2,551.20	2,678.40	2,812.00	2,952.80	3,100.80	3,256.00
		MONTHLY		5,527.60	5,803.20	6,092.67	6,397.73	6,718.40	7,054.67
		ANNUAL		66,331.20	69,638.40	73,112.00	76,772.80	80,620.80	84,656.00

**PUBLIC SAFETY COMMUNICATIONS**

<b>0.00</b>	<b>0.00</b>	<b>CRIMINAL RECORDS TECHNICIAN</b>							
		HOURLY	18	13.00	13.65	14.33	15.05	15.80	16.59
		BIWEEKLY		468.00	491.40	515.88	541.80	568.80	597.24
		MONTHLY		1,014.00	1,064.70	1,117.74	1,173.90	1,232.40	1,294.02
		ANNUAL		12,168.00	12,776.40	13,412.88	14,086.80	14,788.80	15,528.24
<b>1.00</b>	<b>0.19</b>	<b>PART TIME/HOURLY PUBLIC SAFETY DISPATCHER</b>							
		HOURLY		17.41	18.28	19.19	20.15	21.16	22.22
<b>3.00</b>	<b>2.42</b>	<b>PUBLIC SAFETY DISPATCHER</b>							
		HOURLY	40	20.02	21.02	22.07	23.17	24.33	25.55
		BIWEEKLY		1,601.60	1,681.60	1,765.60	1,853.60	1,946.40	2,044.00
		MONTHLY		3,470.13	3,643.47	3,825.47	4,016.13	4,217.20	4,428.67
		ANNUAL		41,641.60	43,721.60	45,905.60	48,193.60	50,606.40	53,144.00
<b>1.00</b>	<b>0.90</b>	<b>COMMUNITY SERVICE OFFICER III</b>							
		HOURLY	36	18.59	19.52	20.50	21.53	22.61	23.74
		BIWEEKLY		1,338.48	1,405.44	1,476.00	1,550.16	1,627.92	1,709.28
		MONTHLY		2,900.04	3,045.12	3,198.00	3,358.68	3,527.16	3,703.44
		ANNUAL		34,800.48	36,541.44	38,376.00	40,304.16	42,325.92	44,441.28

**TOWN OF PARADISE  
SALARY PAY PLAN FY 2019/20**

Head Count	Approve FTE's	Position Title	Hours/Week	A Step	B Step	C Step	D Step	E Step	F Step
<b>1.00</b>	<b>1.00</b>	<b>COMMUNICATION RECORDS SUPERVISOR</b>							
		HOURLY	40	25.53	26.81	28.15	29.56	31.04	32.59
		BIWEEKLY		2,042.40	2,144.80	2,252.00	2,364.80	2,483.20	2,607.20
		MONTHLY		4,425.20	4,647.07	4,879.33	5,123.73	5,380.27	5,648.93
		ANNUAL		53,102.40	55,764.80	58,552.00	61,484.80	64,563.20	67,787.20
<b>ANIMAL CONTROL</b>									
<b>0.00</b>	<b>0.00</b>	<b>P/T ANIMAL SHELTER ASSISTANT</b>							
		HOURLY	18	12.00	12.60	13.23	13.89	14.58	15.31
		BIWEEKLY		432.00	453.60	360.00	500.04	524.88	551.16
		MONTHLY		936.00	982.80	1,031.94	1,083.42	1,137.24	1,194.18
		ANNUAL		11,232.00	11,793.60	12,383.28	13,001.04	13,646.88	14,330.16
<b>1.00</b>	<b>0.75</b>	<b>OFFICE ASSISTANT III (ANIMAL CONTROL)</b>							
		HOURLY	30	13.43	14.10	14.81	15.55	16.33	17.15
		BIWEEKLY		805.80	846.00	888.60	933.00	979.80	1,029.00
		MONTHLY		1,745.90	1,833.00	1,925.30	2,021.50	2,122.90	2,229.50
		ANNUAL		20,950.80	21,996.00	23,103.60	24,258.00	25,474.80	26,754.00
<b>2.00</b>	<b>1.80</b>	<b>ANIMAL CONTROL OFFICER</b>							
		HOURLY	36	16.48	17.30	18.17	19.08	20.03	21.03
		BIWEEKLY		1,186.56	1,245.60	1,308.24	1,373.76	1,442.16	1,514.16
		MONTHLY		2,570.88	2,698.80	2,834.52	2,976.48	3,124.68	3,280.68
		ANNUAL		30,850.56	32,385.60	34,014.24	35,717.76	37,496.16	39,368.16
<b>1.00</b>	<b>1.00</b>	<b>ANIMAL CONTROL SUPERVISOR</b>							
		HOURLY	40	19.57	20.55	21.58	22.66	23.79	24.98
		BIWEEKLY		1,565.60	1,644.00	1,726.40	1,812.80	1,903.20	1,998.40
		MONTHLY		3,392.07	3,561.93	3,740.46	3,927.66	4,123.52	4,329.78
		ANNUAL		40,705.60	42,744.00	44,886.40	47,132.80	49,483.20	51,958.40

**TOWN OF PARADISE  
SALARY PAY PLAN FY 2019/20**

Head Count	Approve FTE's	Position Title	Hours/Week	A Step	B Step	C Step	D Step	E Step	F Step
------------	---------------	----------------	------------	--------	--------	--------	--------	--------	--------

**FIRE ADMINISTRATION**

<b>1.00</b>	<b>0.60</b>	<b>ADMINISTRATIVE ASSISTANT II (FIRE)</b>							
		HOURLY	24	15.99	16.79	17.63	18.51	19.44	20.41
		BIWEEKLY		767.52	805.92	846.24	888.48	933.12	979.68
		MONTHLY		1,662.96	1,746.16	1,833.52	1,925.04	2,021.76	2,122.64
		ANNUAL		19,955.52	20,953.92	22,002.24	23,100.48	24,261.12	25,471.68

**COMMUNITY DEVELOPMENT (PLANNING, CODE ENFORCEMENT & BUILDING SAFETY & WASTE WATER)**

<b>1.00</b>	<b>1.00</b>	<b>ENVIRONMENTAL TECHNICIAN</b>							
		HOURLY	40	13.72	14.41	15.13	15.89	16.68	17.51
		BIWEEKLY		1,097.60	1,152.80	1,210.40	1,271.20	1,334.40	1,400.80
		MONTHLY		2,378.09	2,497.69	2,622.48	2,754.21	2,891.14	3,035.01
		ANNUAL		28,537.60	29,972.80	31,470.40	33,051.20	34,694.40	36,420.80
<b>1.00</b>	<b>1.00</b>	<b>BUILDING / ONSITE PERMIT TECHNICIAN</b>							
		HOURLY	40	17.11	17.97	18.87	19.81	20.80	21.84
		BIWEEKLY		1,368.80	1,437.60	1,509.60	1,584.80	1,664.00	1,747.20
		MONTHLY		2,965.68	3,114.74	3,270.74	3,433.67	3,605.26	3,785.53
		ANNUAL		35,588.80	37,377.60	39,249.60	41,204.80	43,264.00	45,427.20
<b>1.00</b>	<b>1.00</b>	<b>ENVIRONMENTAL SERVICES SPECIALIST</b>							
		HOURLY	40	17.11	17.97	18.87	19.81	20.80	21.84
		BIWEEKLY		1,368.80	1,437.60	1,509.60	1,584.80	1,664.00	1,747.20
		MONTHLY		2,965.73	3,114.80	3,270.80	3,433.73	3,605.33	3,785.60
		ANNUAL		35,588.80	37,377.60	39,249.60	41,204.80	43,264.00	45,427.20



**TOWN OF PARADISE  
SALARY PAY PLAN FY 2019/20**

Head Count	Approve FTE's	Position Title	Hours/Week	A Step	B Step	C Step	D Step	E Step	F Step
<b>0.00</b>	<b>0.00</b>	<b>BUILDING/ONSITE INSPECTOR</b>							
		HOURLY	40	19.55	20.53	21.56	22.64	23.77	24.96
		BIWEEKLY		1,564.00	1,642.40	1,724.80	1,811.20	1,901.60	1,996.80
		MONTHLY		3,388.60	3,558.46	3,736.99	3,924.19	4,120.05	4,326.32
		ANNUAL		40,664.00	42,702.40	44,844.80	47,091.20	49,441.60	51,916.80
<b>1.00</b>	<b>1.00</b>	<b>FIRE PREVENTION INSPECTOR</b>							
		HOURLY	40	19.55	20.53	21.56	22.64	23.77	24.96
		BIWEEKLY		1,564.00	1,642.40	1,724.80	1,811.20	1,901.60	1,996.80
		MONTHLY		3,388.67	3,558.53	3,737.07	3,924.27	4,120.13	4,326.40
		ANNUAL		40,664.00	42,702.40	44,844.80	47,091.20	49,441.60	51,916.80
<b>1.00</b>	<b>1.00</b>	<b>CODE ENFORCEMENT OFFICER</b>							
		HOURLY	40	20.64	21.67	22.75	23.89	25.08	26.33
		BIWEEKLY		1,651.20	1,733.60	1,820.00	1,911.20	2,006.40	2,106.40
		MONTHLY		3,577.53	3,756.06	3,943.26	4,140.85	4,347.12	4,563.78
		ANNUAL		42,931.20	45,073.60	47,320.00	49,691.20	52,166.40	54,766.40
<b>1.00</b>	<b>1.00</b>	<b>ONSITE SANITARY OFFICIAL</b>							
		HOURLY	40	26.77	28.11	29.52	31.00	32.55	34.18
		BIWEEKLY		2,141.60	2,248.80	2,361.60	2,480.00	2,604.00	2,734.40
		MONTHLY		4,640.13	4,872.40	5,116.80	5,373.33	5,642.00	5,924.53
		ANNUAL		55,681.60	58,468.80	61,401.60	64,480.00	67,704.00	71,094.40
<b>1.00</b>	<b>1.00</b>	<b>COMMUNITY DEVELOPMENT MANAGER/ASST. PLANNER</b>							
		HOURLY	40	27.39	28.76	30.20	31.71	33.30	34.97
		BIWEEKLY		2,191.20	2,300.80	2,416.00	2,536.80	2,664.00	2,797.60
		MONTHLY		4,747.60	4,985.07	5,234.67	5,496.40	5,772.00	6,061.47
		ANNUAL		56,971.20	59,820.80	62,816.00	65,956.80	69,264.00	72,737.60

**TOWN OF PARADISE  
SALARY PAY PLAN FY 2019/20**

Head Count	Approve FTE's	Position Title	Hours/Week	A Step	B Step	C Step	D Step	E Step	F Step
<b>0.00</b>	<b>0.00</b>	<b>FIRE MARSHAL/BUILDING OFFICIAL</b>							
		HOURLY	40	34.96	36.71	38.55	40.48	42.50	44.63
		BIWEEKLY		2,796.80	2,936.80	3,084.00	3,238.40	3,400.00	3,570.40
		MONTHLY		6,059.73	6,363.07	6,682.00	7,016.53	7,366.67	7,735.87
		ANNUAL		72,716.80	76,356.80	80,184.00	84,198.40	88,400.00	92,830.40
<b>1.00</b>	<b>1.00</b>	<b>COMMUNITY DEVELOPMENT DIRECTOR</b>							
		HOURLY	40	38.35	40.27	42.28	44.39	46.61	48.94
		BIWEEKLY		3,068.00	3,221.60	3,382.40	3,551.20	3,728.80	3,915.20
		MONTHLY		6,647.33	6,980.13	7,328.53	7,694.27	8,079.07	8,482.93
		ANNUAL		79,768.00	83,761.60	87,942.40	92,331.20	96,948.80	101,795.20

**PUBLIC WORKS (ENGINEERING, STREETS AND FLEET MANAGEMENT)**

<b>1.00</b>	<b>1.00</b>	<b>PUBLIC WORKS MAINTENANCE WORKER I</b>							
		HOURLY	40	15.66	16.44	17.26	18.12	19.03	19.98
		BIWEEKLY		1,252.80	1,315.20	1,380.80	1,449.60	1,522.40	1,598.40
		MONTHLY		2,714.40	2,849.60	2,991.73	3,140.80	3,298.53	3,463.20
		ANNUAL		32,572.80	34,195.20	35,900.80	37,689.60	39,582.40	41,558.40
<b>3.00</b>	<b>3.00</b>	<b>PUBLIC WORKS MAINTENANCE WORKER II</b>							
		HOURLY	40	16.40	17.22	18.08	18.98	19.93	20.93
		BIWEEKLY		1,312.00	1,377.60	1,446.40	1,518.40	1,594.40	1,674.40
		MONTHLY		2,842.67	2,984.80	3,133.87	3,289.87	3,454.53	3,627.87
		ANNUAL		34,112.00	35,817.60	37,606.40	39,478.40	41,454.40	43,534.40
<b>1.00</b>	<b>1.00</b>	<b>CONSTRUCTION INSPECTOR</b>							
		HOURLY	40	17.30	18.17	19.08	20.03	21.03	22.08
		BIWEEKLY		1,384.00	1,453.60	1,526.40	1,602.40	1,682.40	1,766.40
		MONTHLY		2,998.67	3,149.47	3,307.20	3,471.87	3,645.20	3,827.20
		ANNUAL		35,984.00	37,793.60	39,686.40	41,662.40	43,742.40	45,926.40

**TOWN OF PARADISE  
SALARY PAY PLAN FY 2019/20**

Head Count	Approve FTE's	Position Title	Hours/Week	A Step	B Step	C Step	D Step	E Step	F Step
<b>1.00</b>	<b>1.00</b>	<b>PUBLIC WORKS MAINTENANCE WORKER III</b>							
		HOURLY	40	17.97	18.87	19.81	20.80	21.84	22.93
		BIWEEKLY		1,437.60	1,509.60	1,584.80	1,664.00	1,747.20	1,834.40
		MONTHLY		3,114.80	3,270.80	3,433.73	3,605.33	3,785.60	3,974.53
		ANNUAL		37,377.60	39,249.60	41,204.80	43,264.00	45,427.20	47,694.40
<b>1.00</b>	<b>1.00</b>	<b>FLEET MAINTENANCE SHOP FOREMAN</b>							
		HOURLY	40	25.49	26.76	28.10	29.51	30.99	32.54
		BIWEEKLY		2,039.20	2,140.80	2,248.00	2,360.80	2,479.20	2,603.20
		MONTHLY		4,418.27	4,638.40	4,870.67	5,115.07	5,371.60	5,640.27
		ANNUAL		53,019.20	55,660.80	58,448.00	61,380.80	64,459.20	67,683.20
<b>1.00</b>	<b>1.00</b>	<b>PUBLIC WORKS MANAGER</b>							
		HOURLY	40	29.31	30.78	32.32	33.94	35.64	37.42
		BIWEEKLY		2,344.80	2,462.40	2,585.60	2,715.20	2,851.20	2,993.60
		MONTHLY		5,080.40	5,335.20	5,602.13	5,882.93	6,177.60	6,486.13
		ANNUAL		60,964.80	64,022.40	67,225.60	70,595.20	74,131.20	77,833.60
<b>1.00</b>	<b>1.00</b>	<b>PUBLIC WORKS DIRECTOR/TOWN ENGINEER</b>							
		HOURLY	40	38.35	40.27	42.28	44.39	46.61	48.94
		BIWEEKLY		3,068.00	3,221.60	3,382.40	3,551.20	3,728.80	3,915.20
		MONTHLY		6,647.33	6,980.13	7,328.53	7,694.27	8,079.07	8,482.93
		ANNUAL		79,768.00	83,761.60	87,942.40	92,331.20	96,948.80	101,795.20

**HC 58.00 | 55.06 FTE's**

HC= Head Count / actual number of employees

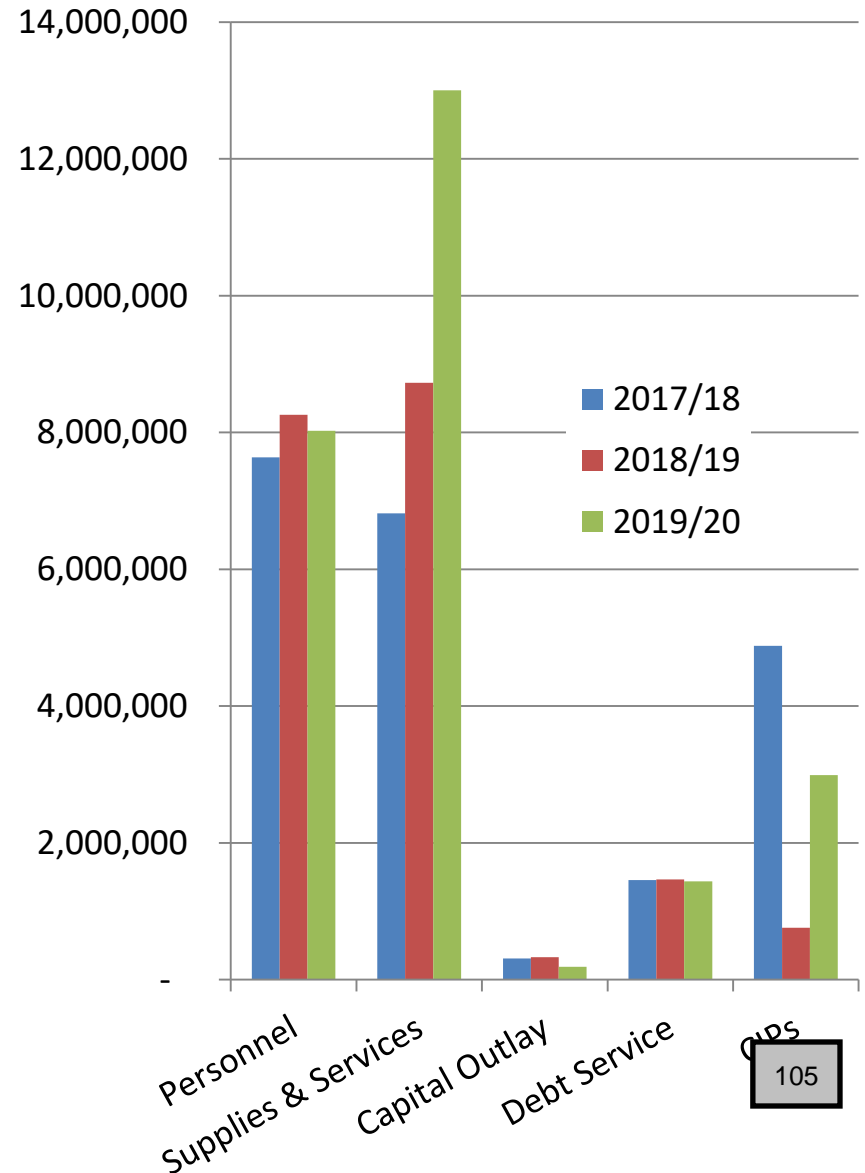
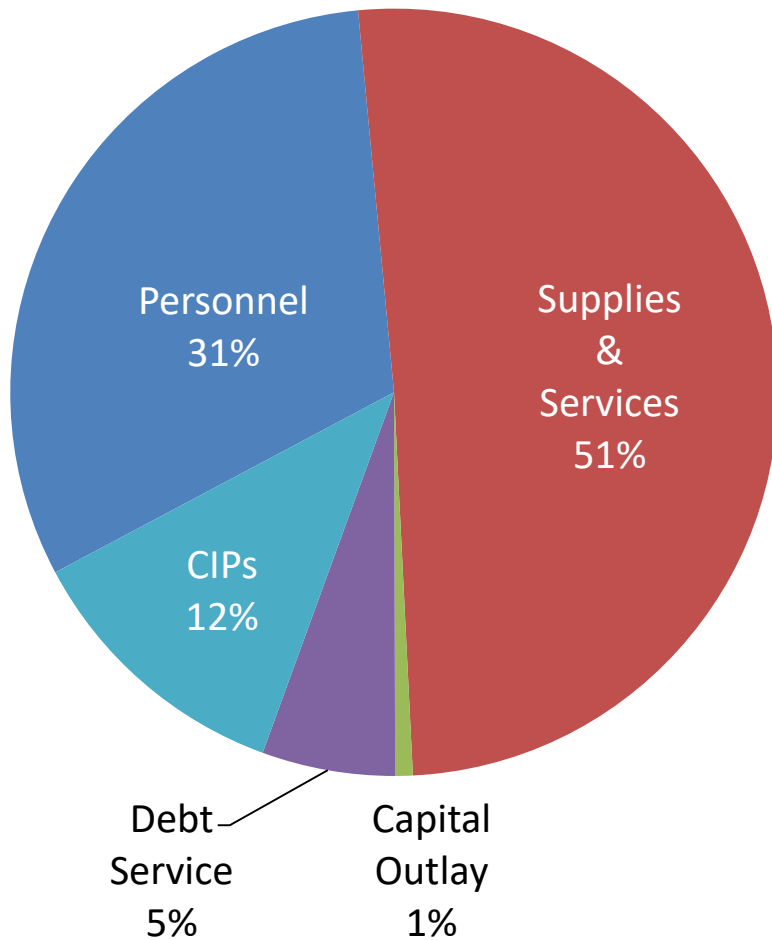
FTE's = Full-time equivalent employees

FY 2019/20

All Funds  
Expenditures & Revenues

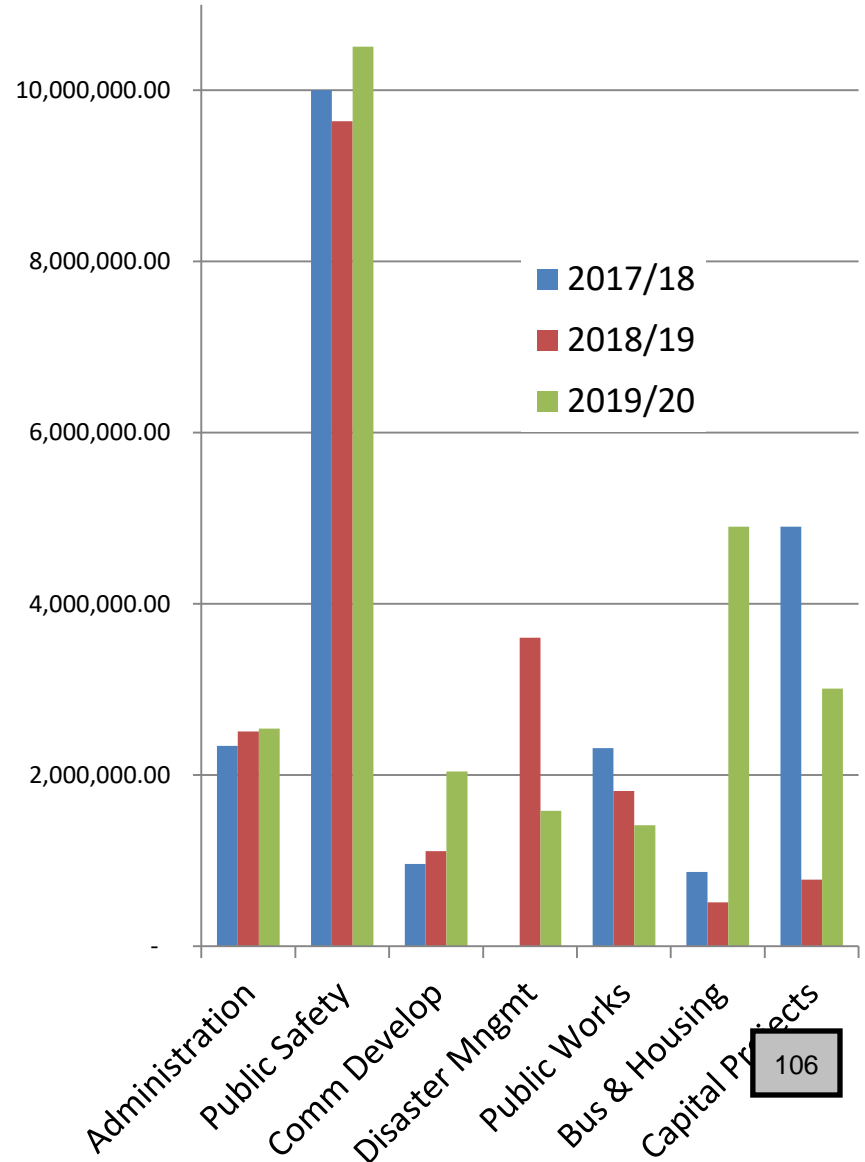
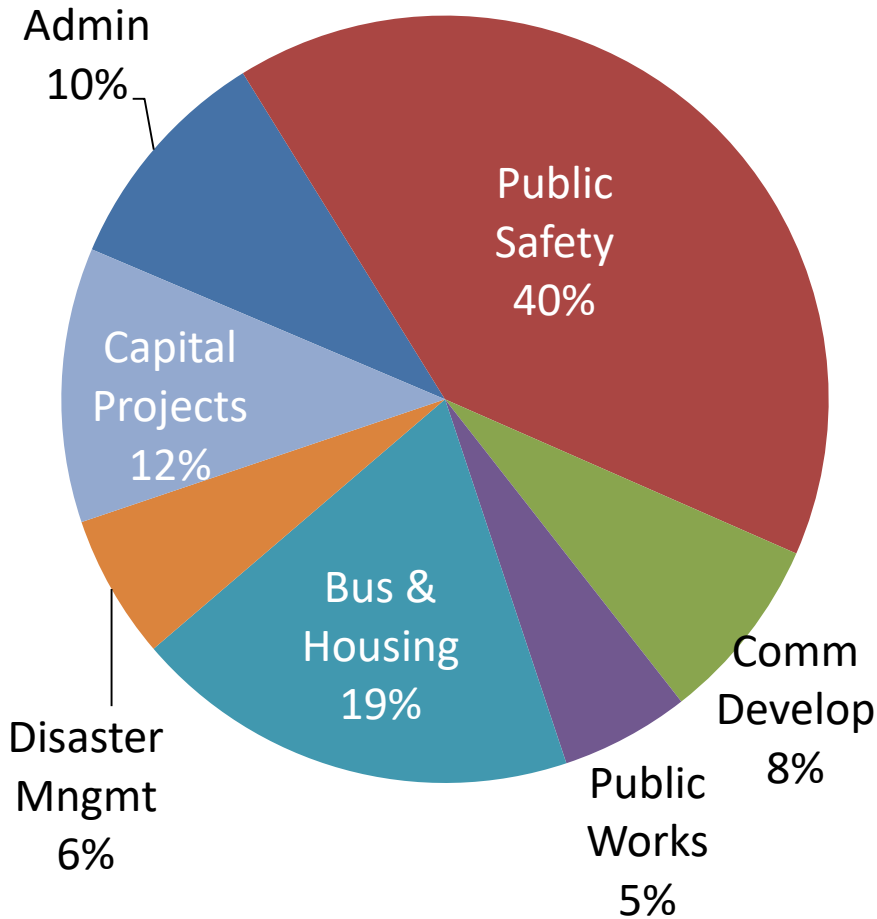
# All Governmental Funds Appropriations by Use

2019/20



# All Governmental Funds Appropriations by Function

2019/20



**TOWN OF PARADISE**  
**Summary of Expenditures and Revenues**

Fiscal Year 2018/19

Fund	Description	Fund Balance 7/1/2018	Projected Revenues	Projected Expenses	Transfers IN	Transfers OUT	Fund Balance 06/30/19
<b>GOVERNMENTAL FUNDS</b>							
1010	General Fund without Measure "C"	2,864,235	10,218,393	10,767,445	557,025	(7,973)	2,864,235
1010	Measure "C"	900,760	1,308,221	852,285		(158,599)	1,198,097
<b>1010</b>	<b>GENERAL FUND</b>	<b>3,764,995</b>	<b>11,526,614</b>	<b>11,619,730</b>	<b>557,025</b>	<b>(166,572)</b>	<b>4,062,332</b>

**SPECIAL REVENUE FUNDS**

**Administration**

2150	Special Projects Fund	255,359					255,359
7615	Asset Replacement and Repairs	95,159	10,224				105,383
7627	Tech Equipment Replacement Fund	14,710	112,000	125,000			1,710
7815	General Miscellaneous Donations	-	1,089,934			(429,328)	660,606
<b>Total Special Revenue Administration Funds</b>		<b>365,228</b>	<b>1,212,158</b>	<b>125,000</b>	<b>-</b>	<b>(429,328)</b>	<b>1,023,058</b>

**Business and Housing Services**

2160	BHS - Economic Development	52,370	300	118,450	294,357	(52,487)	176,090
2161	BHS - HUD Revolving Loan Fund	95,211	315,288	320		(62,538)	347,641
2162	BHS - HOME Loan Fund	43,560	1,463,212	88,146		(165,611)	1,253,015
2163	BHS - Cal Home Loan Fund	47,282	744,981	799		(36,410)	755,054
2315	BHS - 2015 CDBG	-	9,434	9,434			-
2316	BHS - 2016 CDBG	-	12,371	12,371			-
2317	BHS - 2017 CDBG	-	59,328	59,328			-
2318	BHS - 2018 CDBG	-	60,114	60,114			-
2319	BHS - 2019 CDBG	-					-
2420	BHS - 2020 Cal Home DA Grant	-					-
2614	BHS - 2014 HOME Grant	(2,467)	38,872	28,881		(7,524)	(0)
2616	BHS - 2016 HOME Grant	(900)	157,805	134,631		(22,274)	-
2923	Town of Paradise Housing Revolving Loan Fund	60,858	88,052	901	7,973		155,982
<b>Total Special Revenue Business &amp; Housing Service Funds</b>		<b>295,913</b>	<b>2,949,757</b>	<b>513,375</b>	<b>302,330</b>	<b>(346,844)</b>	<b>2,687,781</b>

**TOWN OF PARADISE**  
**Summary of Expenditures and Revenues**

Fiscal Year 2018/19

Fund	Description	Fund Balance 7/1/2018	Projected Revenues	Projected Expenses	Transfers IN	Transfers OUT	Fund Balance 06/30/19
<b>Community Development</b>							
2030	Building Safety & Waste Water Services	606,583	1,565,141	896,162		(199,537)	1,076,025
2215	Abandoned Vehicle Abatement (AVA)	131,124	16,050	998		(6,982)	139,194
7623	Tree Replacement in Lieu Fund	248	2				250
7624	SMIP-Strong Motion Impl Prog	2,223	2,636				4,859
7628	General Plan Update Fund	310,446	115,141				425,587
7640	Disability Access and Education	324	71	7			388
<b>Total Special Revenue Community Development Funds</b>		<b>1,050,947</b>	<b>1,699,041</b>	<b>897,167</b>	<b>-</b>	<b>(206,519)</b>	<b>1,646,302</b>
<b>Disaster Management and Recovery</b>							
2090	Camp Fire Recovery	-	4,523,071	3,604,594	403,164	-	1,321,641
<b>Total Disaster Management and Recovery Funds</b>		<b>-</b>	<b>4,523,071</b>	<b>3,604,594</b>	<b>403,164</b>	<b>-</b>	<b>1,321,641</b>
<b>Public Safety</b>							
2070	Animal Control Fund	(207)	160,858	281,612	175,676	(54,715)	0
2140	Traffic Safety Fines & Fees	1,860	6,602			(7,500)	962
2204	State SLESF Fund	87,654	149,313	171,259			65,708
2206	AB 109 Fund	59,239		42,350			16,889
2240	Asset Seizure Fund	4,499	40				4,539
2540	95 DIF Impact Fee Police Facilities	17,238	3,868				21,106
2550	95 DIF Impact Fee Fire Facilities	30,079	2,999				33,078
7626	Traffic Safety Impound Fund	51,284	4,638				55,922
7629	Hydrant Maintenance Fund	-					-
7808	Canine Protection Unit Donation Fund	17,037	26,455	12,413			31,079
7810	Fire Miscellaneous Donation Fund	7,483	6,525				14,008
7811	Animal Control Misc Donation Fund	-	53,965	472		(35,069)	18,424
7813	Police Misc Donation Fund	13,147	420	400			13,167
<b>Total Special Revenue Public Safety Funds</b>		<b>289,313</b>	<b>415,683</b>	<b>508,506</b>	<b>175,676</b>	<b>(97,284)</b>	<b>274,882</b>



**TOWN OF PARADISE**  
**Summary of Expenditures and Revenues**

Fiscal Year 2018/19

Fund	Description	Fund Balance 7/1/2018	Projected Revenues	Projected Expenses	Transfers IN	Transfers OUT	Fund Balance 06/30/19
<b>Public Works</b>							
2120	Gas Tax	117,997	1,313,303	960,521	48,964	(187,615)	332,128
2505	Memorial Trailway Fund	3,409	30				3,439
2510	95 DIF Impact Fee Road Improvements	616,010	33,379				649,389
2520	95 DIF Impact Fee Signal Improvements	72,979	2,827				75,806
2521	Impact Fees for Signal Along SR 191 (Clark)	6,158	55				6,213
2551	Drainage Impact Fees	716,070	23,969				740,039
5900	Transit Fund	353,257	209,667	532,283			30,641
<b>Total Special Revenue Public Works Funds</b>		<b>1,885,880</b>	<b>1,583,230</b>	<b>1,492,804</b>	<b>48,964</b>	<b>(187,615)</b>	<b>1,837,655</b>
<b>Total Special Revenue Funds</b>		<b>3,887,282</b>	<b>12,382,940</b>	<b>7,141,446</b>	<b>930,134</b>	<b>(1,267,590)</b>	<b>8,791,320</b>
<b>CAPITAL PROJECT FUNDS</b>							
2100	Capital Improvement Projects Fund	0		759,746	759,746		0
2110	Transportation Fund	15,093	763,862	17,439		(107,527)	653,989
2112	Federal Congestigation Management Air Quality	(0)	35,687			(35,687)	(0)
2132	HSIP - Highway Safety Improvement Program	(1)	67,254			(67,253)	0
2133	Active Transportation Program	(90)	602,366			(602,276)	(0)
2299	Grants Misc. One Time	-	627	627			-
<b>Total Capital Project Funds</b>		<b>15,002</b>	<b>1,469,796</b>	<b>777,812</b>	<b>759,746</b>	<b>(812,743)</b>	<b>653,989</b>

**TOWN OF PARADISE**  
**Summary of Expenditures and Revenues**

Fiscal Year 2018/19

Fund	Description	Fund Balance 7/1/2018	Projected Revenues	Projected Expenses	Transfers IN	Transfers OUT	Fund Balance 06/30/19
<b>FIDUCIARY FUNDS</b>							
<b>OTHER EMPLOYEE BENEFIT TRUST FUND</b>							
7611	GASB 45 Retiree Medical Trust	206,817	31,000	23,234			214,583
	<b>Total Other Employee Benefit Trust Funds</b>	<b>206,817</b>	<b>31,000</b>	<b>23,234</b>	-	-	<b>214,583</b>
<b>PRIVATE-PURPOSE TRUST FUNDS</b>							
7610	Town of Paradise General Trust	5,190		5,190			0
7621	Employee Bank	530	38				568
7635	PD Found Money	4,809	232				5,041
7805	VIPS (Volunteers in Police Service)	8,465	1,543	3,229			6,779
	<b>Total Private-Purpose Trust Funds</b>	<b>18,995</b>	<b>1,813</b>	<b>8,419</b>	-	-	<b>12,389</b>
<b>Total Town of Paradise Budget</b>		<b>7,893,091</b>	<b>25,412,163</b>	<b>19,570,641</b>	<b>2,246,905</b>	<b>(2,246,905)</b>	<b>13,734,612</b>
<b>SUCCESSOR AGENCY TO PARADISE REDEVELOPMENT AGENCY FUNDS</b>							
2924	RDA Obligation Retirement Fund	-	473,142			(473,142)	-
7650	Successor Agency to RDA NH	(6,617,378)	10,312	324,794	473,142		(6,458,718)
	<b>Total Successor Agency to Paradise RDA</b>	<b>(6,617,378)</b>	<b>483,454</b>	<b>324,794</b>	<b>473,142</b>	<b>(473,142)</b>	<b>(6,458,718)</b>

**TOWN OF PARADISE**  
**Summary of Expenditures and Revenues**

Fiscal Year 2019/20

Fund	Description	Fund Balance 7/1/2019	Projected Revenues	Projected Expenses	Transfers IN	Transfers OUT	Fund Balance 06/30/20
<b>GOVERNMENTAL FUNDS</b>							
1010	General Fund without Measure "C"	2,864,235	11,460,893	12,030,711	577,652	(7,834)	2,864,235
1010	Measure "C"	1,198,097	700,000	557,704		(197,640)	1,142,753
<b>1010</b>	<b>GENERAL FUND</b>	<b>4,062,332</b>	<b>12,160,893</b>	<b>12,588,415</b>	<b>577,652</b>	<b>(205,474)</b>	<b>4,006,988</b>
<b>SPECIAL REVENUE FUNDS</b>							
<b>Administration</b>							
2150	Special Projects Fund	255,359					255,359
7615	Asset Replacement and Repairs	105,383	10,033	10,900			104,516
7627	Tech Equipment Replacement Fund	1,710	100,000	100,000			1,710
7815	General Miscellaneous Donations	660,606	110,000			(359,670)	410,936
<b>Total Special Revenue Administration Funds</b>		<b>1,023,058</b>	<b>220,033</b>	<b>110,900</b>	<b>-</b>	<b>(359,670)</b>	<b>772,521</b>
<b>Business and Housing Services</b>							
2160	BHS - Economic Development	176,090		606,896	824,613	(79,895)	313,912
2161	BHS - HUD Revolving Loan Fund	347,641	51,100	50		(9,950)	388,741
2162	BHS - HOME Loan Fund	1,253,015	560,500	975,702		(269,754)	568,059
2163	BHS - Cal Home Loan Fund	755,054	300,200	300		(14,700)	1,040,254
2315	BHS - 2015 CDBG	-	18,175	18,175			-
2316	BHS - 2016 CDBG	-	40,000	40,000			-
2317	BHS - 2017 CDBG	-	56,009	56,009			-
2318	BHS - 2018 CDBG	-	6,056	6,056			-
2319	BHS - 2019 CDBG	-	36,447	36,447			-
2420	BHS - 2020 Cal Home DA Grant	-	2,943,125	2,550,708		(392,417)	-
2614	BHS - 2014 HOME Grant	(0)					(0)
2616	BHS - 2016 HOME Grant	-	749,918	612,126		(137,792)	-
2923	Town of Paradise Housing Revolving Loan Fund	155,982	50,600	150	7,834		214,266
<b>Total Special Revenue Business &amp; Housing Funds</b>		<b>2,687,781</b>	<b>4,812,130</b>	<b>4,902,619</b>	<b>832,447</b>	<b>(904,508)</b>	<b>2,525,231</b>

**TOWN OF PARADISE**  
**Summary of Expenditures and Revenues**

Fiscal Year 2019/20

Fund	Description	Fund Balance 7/1/2019	Projected Revenues	Projected Expenses	Transfers IN	Transfers OUT	Fund Balance 06/30/20
<b>Community Development</b>							
2030	Building Safety & Waste Water Services	1,076,025	2,033,095	1,853,594		(191,313)	1,064,213
2215	Abandoned Vehicle Abatement (AVA)	139,194	15,200	1,264		(10,000)	143,130
7623	Tree Replacement in Lieu Fund	250	2				252
7624	SMIP-Strong Motion Impl Prog	4,859	4,032				8,891
7628	General Plan Update Fund	425,587	154,000				579,587
7640	Disability Access and Education	388	103	10			481
<b>Total Special Revenue Community Development Funds</b>		<b>1,646,302</b>	<b>2,206,432</b>	<b>1,854,868</b>	<b>-</b>	<b>(201,313)</b>	<b>1,796,553</b>
<b>Disaster Management and Recovery</b>							
2090	Camp Fire Recovery	1,321,641	1,397,609	1,581,978	256,396	(1,439,200)	(45,532)
<b>Total Disaster Management and Recovery Funds</b>		<b>1,321,641</b>	<b>1,397,609</b>	<b>1,581,978</b>	<b>256,396</b>	<b>(1,439,200)</b>	<b>(45,532)</b>
<b>Public Safety</b>							
2070	Animal Control Fund	0	150,357	305,384	215,388	(60,361)	0
2140	Traffic Safety Fines & Fees	962	6,002			(6,500)	464
2204	State SLESF Fund	65,708	120,800	170,523			15,985
2206	AB 109 Fund	16,889		12,295			4,594
2240	Asset Seizure Fund	4,539	340				4,879
2540	95 DIF Impact Fee Police Facilities	21,106	2,170				23,276
2550	95 DIF Impact Fee Fire Facilities	33,078	1,810				34,888
7626	Traffic Safety Impound Fund	55,922	2,460				58,382
7629	Hydrant Maintenance Fund	-					-
7808	Canine Protection Unit Donation Fund	31,079	5,150	13,500			22,729
7810	Fire Miscellaneous Donation Fund	14,008	1,070				15,078
7811	Animal Control Misc Donation Fund	18,424	6,050			(24,474)	-
7813	Police Misc Donation Fund	13,167	220				13,387
<b>Total Special Revenue Public Safety Funds</b>		<b>274,882</b>	<b>296,429</b>	<b>501,702</b>	<b>215,388</b>	<b>(91,335)</b>	<b>193,662</b>

**TOWN OF PARADISE**  
**Summary of Expenditures and Revenues**

Fiscal Year 2019/20

Fund	Description	Fund Balance 7/1/2019	Projected Revenues	Projected Expenses	Transfers IN	Transfers OUT	Fund Balance 06/30/20
<b>Public Works</b>							
2120	Gas Tax	332,128	1,399,410	1,093,618	20,000	(208,897)	449,023
2505	Memorial Trailway Fund	3,439	30				3,469
2510	95 DIF Impact Fee Road Improvements	649,389	21,000				670,389
2520	95 DIF Impact Fee Signal Improvements	75,806	1,750				77,556
2521	Impact Fees for Signal Along SR 191 (Clark)	6,213	55				6,268
2551	Drainage Impact Fees	740,039	16,800				756,839
5900	Transit Fund	30,641	3,800	1,800			32,641
<b>Total Special Revenue Public Works Funds</b>		<b>1,837,655</b>	<b>1,442,845</b>	<b>1,095,418</b>	<b>20,000</b>	<b>(208,897)</b>	<b>1,996,185</b>
<b>Total Special Revenue Funds</b>		<b>8,791,320</b>	<b>10,375,478</b>	<b>10,047,485</b>	<b>1,324,231</b>	<b>(3,204,923)</b>	<b>7,238,621</b>
<b>CAPITAL PROJECT FUNDS</b>							
2100	Capital Improvement Projects Fund	0		2,990,800	2,990,800		0
2110	Transportation Fund	653,989		18,446		(35,686)	599,857
2112	Federal Congestigation Management Air Quality	(0)					(0)
2132	HSIP - Highway Safety Improvement Program	0	534,000			(534,000)	0
2133	Active Transportation Program	(0)	36,400			(36,400)	(0)
2299	Grants Misc. One Time	-	860,000			(860,000)	-
<b>Total Capital Project Funds</b>		<b>653,989</b>	<b>1,430,400</b>	<b>3,009,246</b>	<b>2,990,800</b>	<b>(1,466,086)</b>	<b>599,857</b>

**TOWN OF PARADISE**  
**Summary of Expenditures and Revenues**

Fiscal Year 2019/20

Fund	Description	Fund Balance 7/1/2019	Projected Revenues	Projected Expenses	Transfers IN	Transfers OUT	Fund Balance 06/30/20
<b>FIDUCIARY FUNDS</b>							
<b>OTHER EMPLOYEE BENEFIT TRUST FUND</b>							
7611	GASB 45 Retiree Medical Trust	214,583	25,000	395			239,188
	<b>Total Other Employee Benefit Trust Funds</b>	<b>214,583</b>	<b>25,000</b>	<b>395</b>	-	-	<b>239,188</b>
<b>PRIVATE-PURPOSE TRUST FUNDS</b>							
7610	Town of Paradise General Trust	0					0
7621	Employee Bank	568	36				604
7635	PD Found Money	5,041	1,000				6,041
7805	VIPS (Volunteers in Police Service)	6,779	15,619	15,893			6,505
	<b>Total Private-Purpose Trust Funds</b>	<b>12,389</b>	<b>16,655</b>	<b>15,893</b>	-	-	<b>13,151</b>
<b>Total Town of Paradise Budget</b>		<b>13,734,612</b>	<b>24,008,426</b>	<b>25,661,434</b>	<b>4,892,683</b>	<b>(4,876,483)</b>	<b>12,097,804</b>
<b>SUCCESSOR AGENCY TO PARADISE REDEVELOPMENT AGENCY FUNDS</b>							
2924	RDA Obligation Retirement Fund	-	474,926			(474,926)	-
7650	Successor Agency to RDA NH	(6,458,718)	8,000	317,857	474,926	(16,200)	(6,309,849)
	<b>Total Successor Agency to Paradise RDA</b>	<b>(6,458,718)</b>	<b>482,926</b>	<b>317,857</b>	<b>474,926</b>	<b>(491,126)</b>	<b>(6,309,849)</b>

**TOWN OF PARADISE  
Budget Transfers Report**

**FISCAL YEAR 2018-19 TRANSFERS ESTIMATED TO 06/30/19**

Account-Transfer Out				Amount	Account - Transfer In				Amount		
2110	5910	120	To Gas Tax	28	2120	3910	110	From Transportation Fund	28	CIP 9377 Almond Street Multi-Modal Improvements	
2110	5910	120	To Gas Tax	90	2120	3910	110	From Transportation Fund	90	CIP 9378 Memorial Trailway Enhancements	
2110	5910	120	To Gas Tax	1,732	2120	3910	110	From Transportation Fund	1,732	CIP 9379 Downtown Paradise Equal Mobility Project	
2110	5910	120	To Gas Tax	68	2120	3910	110	From Transportation Fund	68	CIP 9380 Ponderosa Safe Routes	
2110	5910	120	To Gas Tax	1,302	2120	3910	110	From Transportation Fund	1,302	CIP 9384 Systemic Safety Analysis Report	
2112	5910	120	To Gas Tax	15,990	2120	3910	112	From Federal CMAQ	15,990	CIP 9385 Paradise Gap Closure Complex	
2132	5910	120	To Gas Tax	11,715	2120	3910	132	From Highway Safety Imp Program	11,715	CIP 9384 Systemic Safety Analysis Report	
2133	5910	120	To Gas Tax	1,073	2120	3910	133	From ATP Grant	1,073	CIP 9377 Almond Street Multi-Modal Improvements	
2133	5910	120	To Gas Tax	3,493	2120	3910	133	From ATP Grant	3,493	CIP 9378 Memorial Trailway Enhancements	
2133	5910	120	To Gas Tax	12,937	2120	3910	133	From ATP Grant	12,937	CIP 9379 Downtown Paradise Equal Mobility Project	
2133	5910	120	To Gas Tax	536	2120	3910	133	From ATP Grant	536	CIP 9380 Ponderosa Safe Routes	
<b>Total 2018/19 Transfers Out to Fund 2120</b>				<b>48,964</b>	<b>Total 2018/19 Transfers in to Fund 2120</b>				<b>48,964</b>		

Account-Transfer Out				Amount	Account - Transfer In				Amount		
2110	5910	100	To Capital Projects	288	2100	3910	110	From Transportation Fund	288	CIP 9377 Almond Street Multi-Modal Improvements	
2110	5910	100	To Capital Projects	4,038	2100	3910	110	From Transportation Fund	4,038	CIP 9378 Memorial Trailway Enhancements	
2110	5910	100	To Capital Projects	55,999	2100	3910	110	From Transportation Fund	55,999	CIP 9379 Downtown Paradise Equal Mobility Project	
2110	5910	100	To Capital Projects	1,783	2100	3910	110	From Transportation Fund	1,783	CIP 9380 Ponderosa Safe Routes	
2110	5910	100	To Capital Projects	2,459	2100	3910	110	From Transportation Fund	2,459	CIP 9382 Skyway at Black Olive Signal	
2110	5910	100	To Capital Projects	6,171	2100	3910	110	From Transportation Fund	6,171	CIP 9384 Systemic Safety Analysis Report	
2110	5910	100	To Capital Projects	4,436	2100	3910	110	From Transportation Fund	4,436	CIP 9385 Paradise Gap Closure Complex	
2110	5910	100	To Capital Projects	25,100	2100	3910	110	From Transportation Fund	25,100	CIP 9392 Almond Underground Utility District	
2112	5910	100	To Capital Projects	19,697	2100	3910	112	From Federal CMAQ	19,697	CIP 9385 Paradise Gap Closure Complex	
2132	5910	100	To Capital Projects	55,538	2100	3910	132	From Federal HSIP	55,538	CIP 9384 Systemic Safety Analysis Report	
2133	5910	100	To Capital Projects	11,046	2100	3910	133	From ATP Grant	11,046	CIP 9377 Almond Street Multi-Modal Improvements	
2133	5910	100	To Capital Projects	157,507	2100	3910	133	From ATP Grant	157,507	CIP 9378 Memorial Trailway Enhancements	
2133	5910	100	To Capital Projects	401,500	2100	3910	133	From ATP Grant	401,500	CIP 9379 Downtown Paradise Equal Mobility Project	
2133	5910	100	To Capital Projects	14,184	2100	3910	133	From ATP Grant	14,184	CIP 9380 Ponderosa Safe Routes	
<b>Total 2018/19 Transfers Out to Fund 2100</b>				<b>759,746</b>	<b>Total 2018/2019 Transfers in to Fund 2100</b>				<b>759,746</b>		

Account-Transfer Out				Amount	Account - Transfer In				Amount		
2030	5910	010	To General Fund	117,065	1010	3910	030	From Building Safety Waste Water Fund	117,065	Internal Svcs Allocated Costs	
2030	5910	010	To General Fund	82,472	1010	3910	030	From Building Safety Waste Water Fund	82,472	POB Payment	
2070	5910	010	To General Fund	29,571	1010	3910	070	From Animal Control Fund	29,571	Internal Svcs Allocated Costs	
2070	5910	010	To General Fund	25,144	1010	3910	070	From Animal Control Fund	25,144	POB Payment	
2110	5910	010	To General Fund	2,061	1010	3910	110	From Transportation Fund	2,061	Internal Svcs Allocated Costs	
2110	5910	010	To General Fund	1,972	1010	3910	110	From Transportation Fund	1,972	POB Payment	
2120	5910	010	To General Fund	113,879	1010	3910	120	From Gas Tax	113,879	Internal Svcs Allocated Costs	
2120	5910	010	To General Fund	73,736	1010	3910	120	From Gas Tax	73,736	POB Payment	
2140	5910	010	To General Fund	7,500	1010	3910	140	From Traffic Safety Fund	7,500	Operating Transfer	
2160	5910	010	To General Fund	21,621	1010	3910	160	From BHS Econ Dev Fund	21,621	Internal Svcs Allocated Costs	
2160	5910	010	To General Fund	27,416	1010	3910	160	From BHS Econ Dev Fund	27,416	POB Payment	
2160	5910	010	To General Fund	3,450	1010	3910	160	From BHS Econ Dev Fund	3,450	Legal Services	
2215	5910	010	To General Fund	6,982	1010	3910	215	From AVA Fund	6,982	AVA Activity Reimbursement	
7815	5910	010	To General Fund	44,156	1010	3910	815	From General Miscellaneous Donations	44,156	Vendor Service Donations	
<b>Total 2018/19 Transfers Out to Fund 1010</b>				<b>557,025</b>	<b>Total 2018/19 Transfers in to Fund 1010</b>				<b>557,025</b>		

**TOWN OF PARADISE  
Budget Transfers Report**

<b>Account-Transfer Out</b>				<b>Amount</b>	<b>Account - Transfer In</b>				<b>Amount</b>	
1010	5910	070	To Animal Control Fund	158,599	2070	3910	010	From General Fund	158,599	Measure C Contribution for Operations
1010	5910	923	To TOP Housing Revolving L	7,973	2923	3910	010	From General Fund	7,973	20% RDA Loan Repayment
2161	5910	160	To BHS Econ Dev Fund	62,538	2160	3910	161	From HUD Rev Loan Fund	62,538	Activity Delivery
2162	5910	160	To BHS Econ Dev Fund	165,611	2160	3910	162	From Home Rev Loan Fund	165,611	Activity Delivery
2163	5910	160	To BHS Econ Dev Fund	36,410	2160	3910	163	From CAL-Home Rev Loan Fund	36,410	Activity Delivery
2614	5910	160	To BHS Econ Dev Fund	7,524	2160	3910	614	From 2014 Home Grant	7,524	Activity Delivery
2616	5910	160	To BHS Econ Dev Fund	22,274	2160	3910	616	From 2016 Home Grant	22,274	Activity Delivery
2924	5910	650	To Successor RDA Agency	473,142	7650	3910	924	From RDA Obligation Retirement	473,142	Debt Service & Administration Fee
7811	5910	070	To Animal Control Fund	17,077	2070	3910	811	From Animal Control Donation Fund	17,077	To Partially Fund Operations
7811	5910	090	To Camp Fire Recovery	17,992	2090	3910	811	From Animal Control Donation Fund	17,992	Grant for Animal Shelter Equipment
7815	5910	090	To Camp Fire Recovery	22,263	2090	3910	815	From General Misc Donations	22,263	Grant for Communications and PR
7815	5910	090	To Camp Fire Recovery	320,000	2090	3910	815	From General Misc Donations	320,000	Grant for Community Plan and Vision
7815	5910	090	To Camp Fire Recovery	42,909	2090	3910	815	From General Misc Donations	42,909	Public Assistance Grant Match
<b>Total 2018/19 Other Transfers Out</b>				<b>1,354,312</b>	<b>Total 2018/19 Other Transfers In</b>				<b>1,354,312</b>	
<b>Total 2018/19 Transfers Out</b>				<b>2,720,047</b>	<b>Total 2018/19 Transfers In</b>				<b>2,720,047</b>	



**TOWN OF PARADISE  
Budget Transfers Report**

**FISCAL YEAR 2019/20 TRANSFERS**

Account-Transfer Out				Amount	Account - Transfer In				Amount		
2110	5910	120	To Gas Tax	125	2120	3910	110	From Transportation Fund	125	CIP 9377 Almond Multi-Modal Project	
2110	5910	120	To Gas Tax	1,200	2120	3910	110	From Transportation Fund	1,200	CIP 9380 Ponderosa Safe Routes to School	
2132	5910	120	To Gas Tax	5,000	2120	3910	132	From Federal HSIP	5,000	CIP 9382 Skyway at Black Olive Signal	
2133	5910	120	To Gas Tax	4,875	2120	3910	133	From ATP Grant	4,875	CIP 9377 Almond Multi-Modal Project	
2133	5910	120	To Gas Tax	8,800	2120	3910	133	From ATP Grant	8,800	CIP 9380 Ponderosa Safe Routes to School	
<b>Total 2019/20 Transfers Out to Fund 2120</b>				<b>20,000</b>	<b>Total 2019/2020 Transfers in to Fund 2120</b>				<b>20,000</b>		

Account-Transfer Out				Amount	Account - Transfer In				Amount		
2090	5910	100	To Capital Projects	1,439,200	2100	3910	090	From Camp Fire Recovery	1,439,200	CIP 9395 Public Safety Radio Replacement	
2110	5910	100	To Capital Projects	125	2100	3910	110	From Transportation Fund	125	CIP 9377 Almond Multi-Modal Project	
2110	5910	100	To Capital Projects	2,400	2100	3910	110	From Transportation Fund	2,400	CIP 9380 Ponderosa Safe Routes to School	
2110	5910	100	To Capital Projects	6,650	2100	3910	110	From Transportation Fund	6,650	CIP 9382 Skyway at Black Olive Signal	
2110	5910	100	To Capital Projects	20,700	2100	3910	110	From Transportation Fund	20,700	CIP 9392 Almond Underground Utility District	
2132	5910	100	To Capital Projects	529,000	2100	3910	132	From Federal HSIP	529,000	CIP 9382 Skyway at Black Olive Signal	
2133	5910	100	To Capital Projects	5,125	2100	3910	133	From ATP Grant	5,125	CIP 9377 Almond Multi-Modal Project	
2133	5910	100	To Capital Projects	17,600	2100	3910	133	From ATP Grant	17,600	CIP 9380 Ponderosa Safe Routes to School	
2299	5910	100	To Capital Projects	860,000	2100	3910	299	From One Time Grant Monies	860,000	CIP 9394 Environmental Report for Downtown Sewer	
7815	5910	100	To Capital Projects	110,000	2100	3910	815	From General Donations	110,000	CIP 9393 Resiliency Permit and Housing Center	
<b>Total 2019/20 Transfers Out to Fund 2100</b>				<b>2,990,800</b>	<b>Total 2019/20 Transfers in to Fund 2100</b>				<b>2,990,800</b>		

Account-Transfer Out				Amount	Account - Transfer In				Amount		
2030	5910	010	To General Fund	113,512	1010	3910	030	From Building Safety Waste Water Fund	113,512	Internal Svcs Allocated Costs	
2030	5910	010	To General Fund	77,801	1010	3910	030	From Building Safety Waste Water Fund	77,801	POB Payment	
2070	5910	010	To General Fund	33,046	1010	3910	070	From Animal Control Fund	33,046	Internal Svcs Allocated Costs	
2070	5910	010	To General Fund	27,315	1010	3910	070	From Animal Control Fund	27,315	POB Payment	
2110	5910	010	To General Fund	2,266	1010	3910	100	From Transportation Fund	2,266	Internal Svcs Allocated Costs	
2110	5910	010	To General Fund	2,220	1010	3910	100	From Transportation Fund	2,220	POB Payment	
2120	5910	010	To General Fund	123,173	1010	3910	120	From Gas Tax	123,173	Internal Svcs Allocated Costs	
2120	5910	010	To General Fund	85,724	1010	3910	120	From Gas Tax	85,724	POB Payment	
2140	5910	010	To General Fund	6,500	1010	3910	140	From Traffic Safety Fund	6,500	Operating Transfer	
2160	5910	010	To General Fund	38,738	1010	3910	160	From BHS Econ Dev Fund	38,738	Internal Svcs Allocated Costs	
2160	5910	010	To General Fund	3,450	1010	3910	160	From BHS Econ Dev Fund	3,450	Legal Service Allocated Costs	
2160	5910	010	To General Fund	37,707	1010	3910	160	From BHS Econ Dev Fund	37,707	POB Payment	
2215	5910	010	To General Fund	10,000	1010	3910	215	From AVA Fund	10,000	AVA Activity Reimbursement	
7650	5910	010	To General Fund	16,200	1010	3910	650	From Successor Agency to RDA	16,200	Legal and Central Service Allocated Costs	
<b>Total 2019/20 Transfers Out to Fund 1010</b>				<b>577,652</b>	<b>Total 2019/20 Transfers in to Fund 1010</b>				<b>577,652</b>		

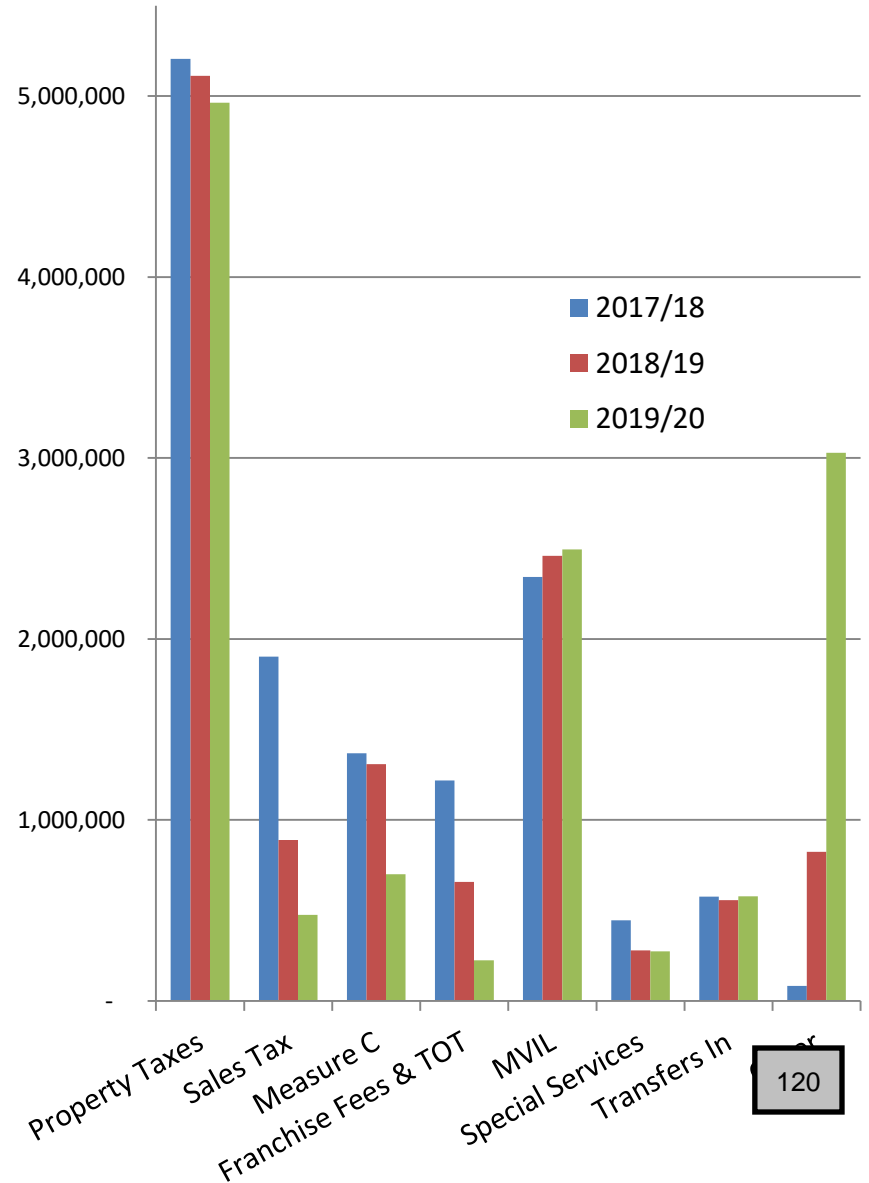
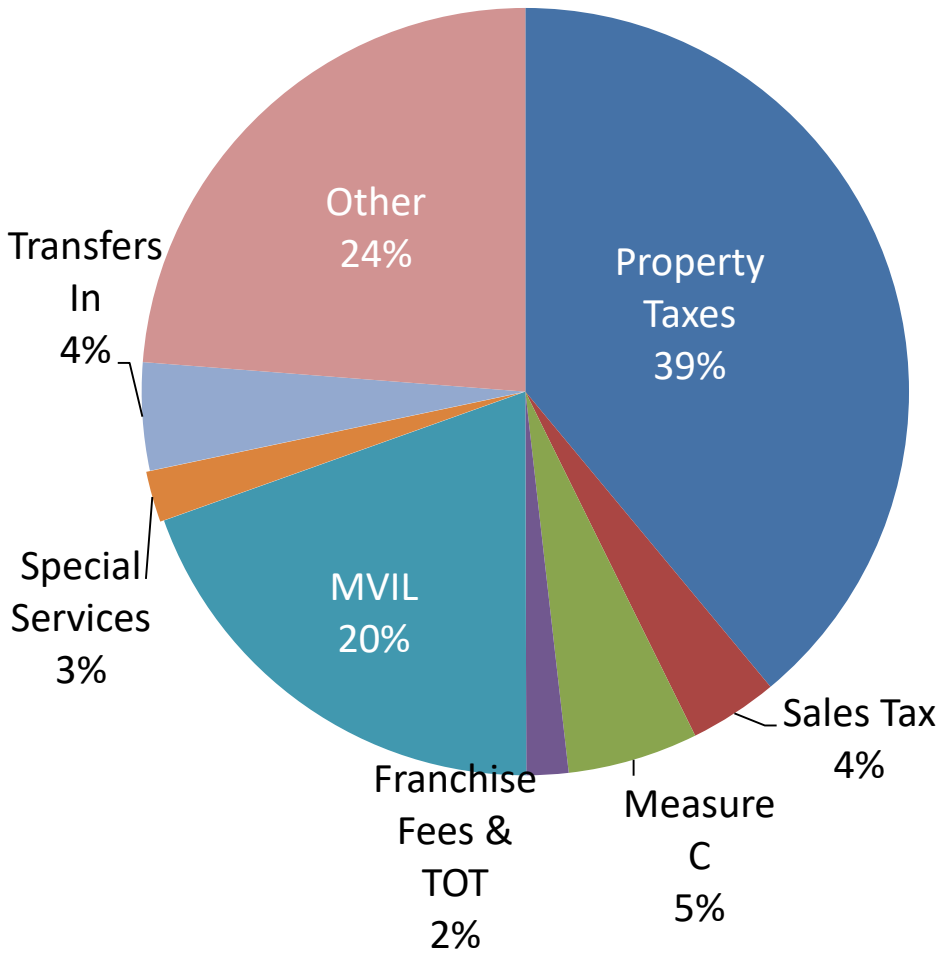
**TOWN OF PARADISE  
Budget Transfers Report**

Account-Transfer Out				Amount	Account - Transfer In				Amount		
1010	5910	070	To Animal Control Fund	197,640	2070	3910	010	From General Fund	197,640	Measure C Funding for Operations	
1010	5910	923	To TOP Housing Revolving L	7,834	2923	3910	010	From General Fund	7,834	20% RDA Loan Repayment	
2161	5910	160	To BHS Econ Dev Fund	9,950	2160	3910	161	From HUD Revolving Loan Fund	9,950	Activity Delivery	
2162	5910	160	To BHS Econ Dev Fund	269,754	2160	3910	162	From Home Loan Repay Fund	269,754	Activity Delivery	
2163	5910	160	To BHS Econ Dev Fund	14,700	2160	3910	163	From BHS CalHome Loan Fund	14,700	Activity Delivery	
2420	5910	160	To BHS Econ Dev Fund	392,417	2160	3910	420	From BHS CalHome Loan Fund	392,417	Activity Delivery	
2616	5910	160	To BHS Econ Dev Fund	137,792	2160	3910	616	From 2016 Home Grant	137,792	Activity Delivery	
2924	5910	650	To Successor RDA Agency	474,926	7650	3910	924	From RDA Obligation Retirement	474,926	Debt Service & Administration Fee	
7811	5910	070	To Animal Control Fund	17,748	2070	3910	811	From Animal Donation Fund	17,748	To Partially Fund Operations	
7811	5910	090	To Camp Fire Recovery	6,726	2090	3910	811	From Animal Control Donation Fund	6,726	Grant for Animal Shelter Equipment	
7815	5910	090	To Camp Fire Recovery	150,000	2090	3910	815	From General Misc Donations	150,000	Grant for Disaster Recovery Manager	
7815	5910	090	To Camp Fire Recovery	79,952	2090	3910	815	From General Misc Donations	79,952	Grant for Communications and PR	
7815	5910	090	To Camp Fire Recovery	19,718	2090	3910	815	From General Misc Donations	19,718	Public Assistance Grant Match	
<b>Total 2019/20 Other Transfers Out</b>				<b>1,779,157</b>	<b>Total 2019/20 Other Transfers In</b>				<b>1,779,157</b>		
<b>Total 2019/20 Transfers Out</b>				<b>5,367,609</b>	<b>Total 2019/20 Transfers In</b>				<b>5,367,609</b>		

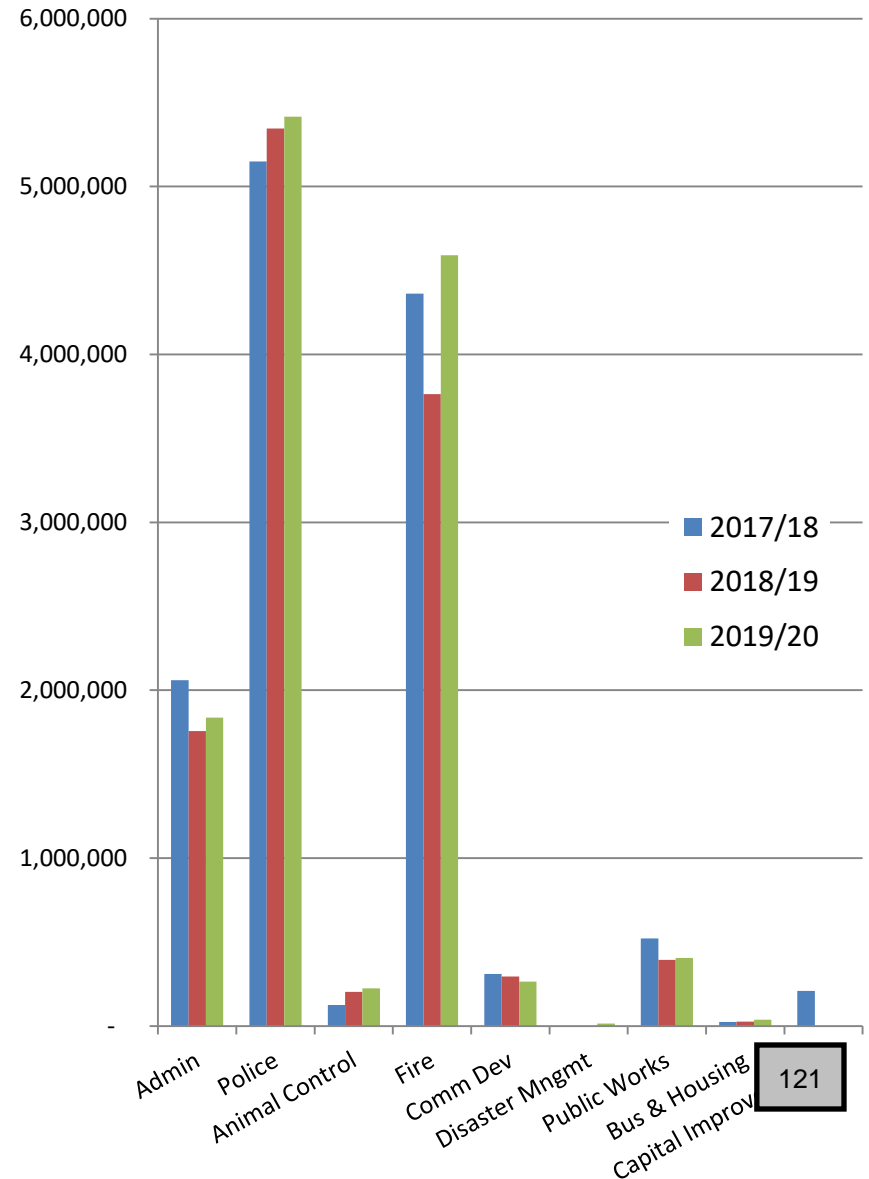
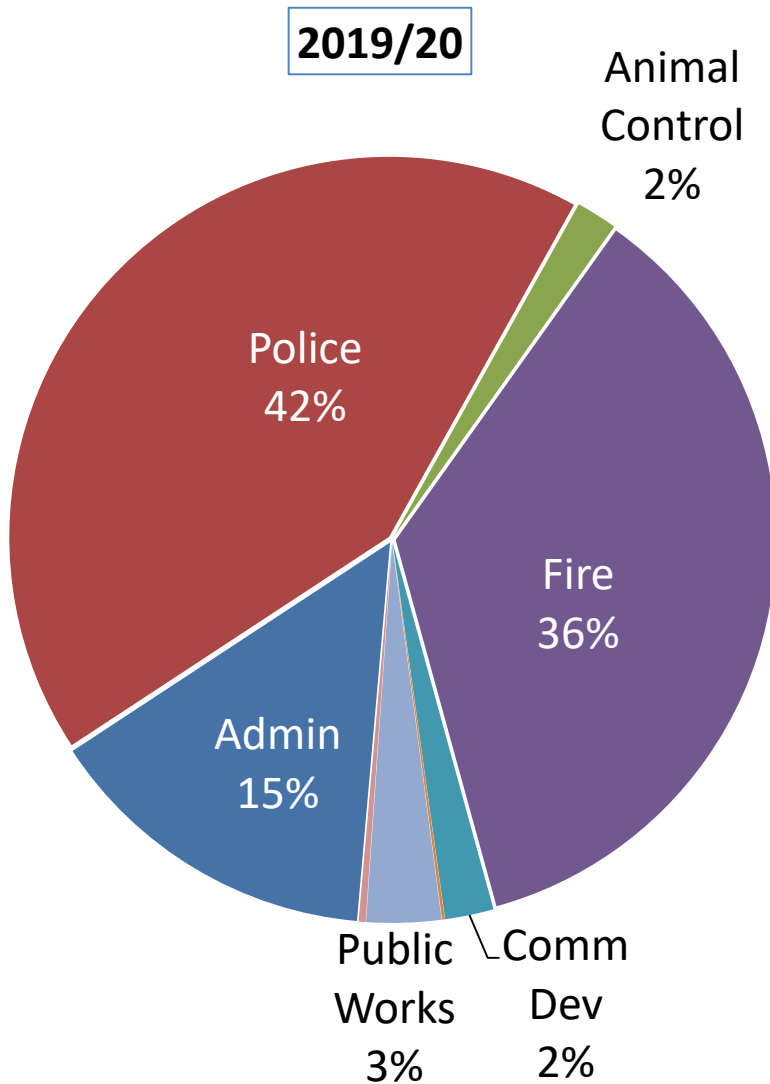
FY 2019/20  
General Fund

# General Fund Revenues by Source

**2019/20**

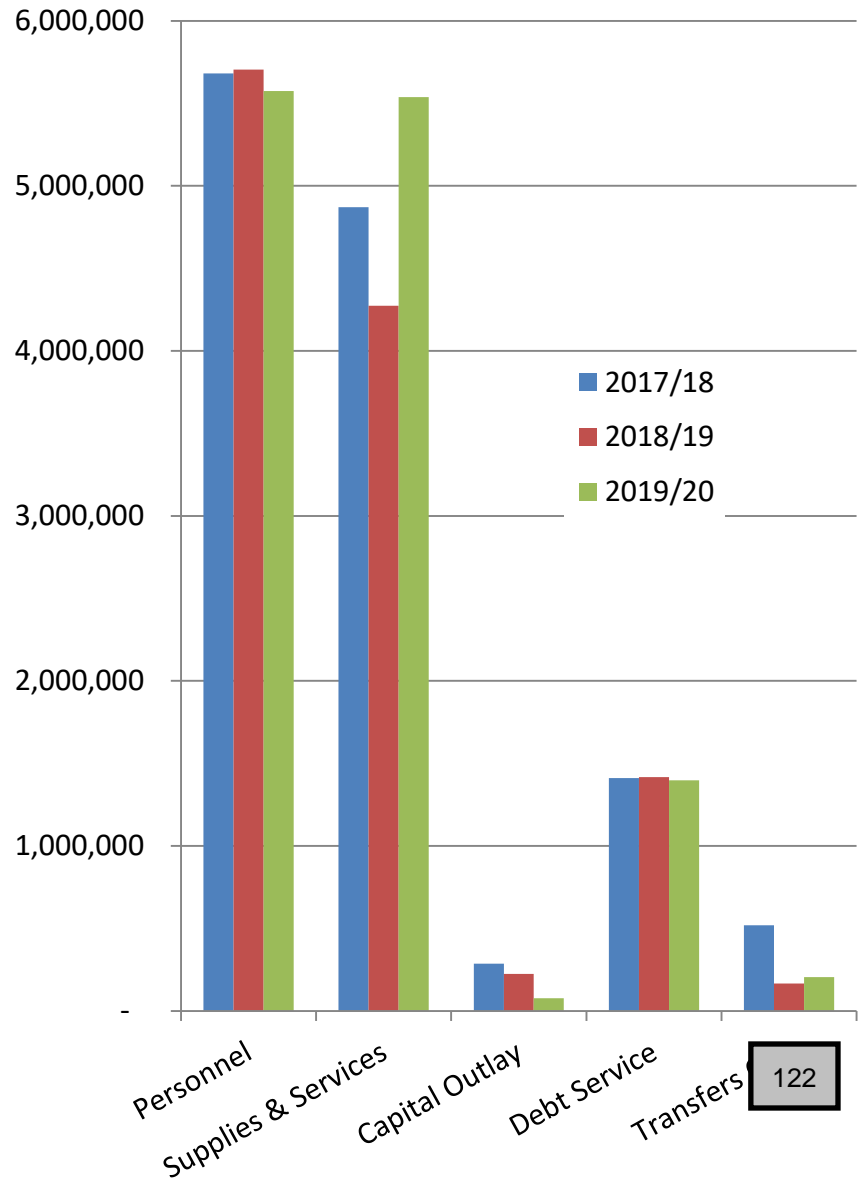
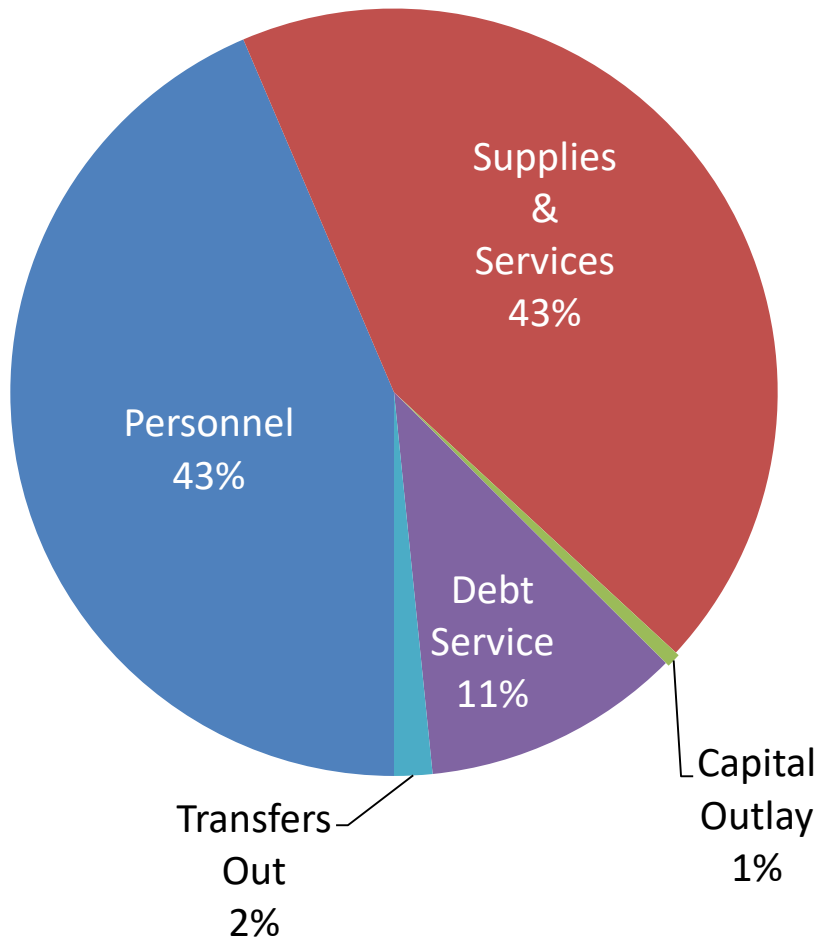


# General Fund Financial Uses by Function (With Measure C)



# General Fund Financial Uses by Use (With Measure C)

2019/20



**TOWN OF PARADISE  
GENERAL FUND SUMMARY  
Fiscal Year 2019/20 Budget**

	Audited Year 2017/18	Estimated Actual Year 2018/19	Budget Year 2019/20
<b>Beginning Fund Balance</b>	<b>3,391,021</b>	<b>3,764,995</b>	<b>4,062,332</b>
<b>Revenues</b>			
<b>Property Taxes - Local</b>			
Property Taxes Secured	4,735,916	4,673,418	4,766,887
Property Taxes Unsecured	233,304	252,099	63,000
Property Taxes Prior Years	8,692	5,500	4,000
Property Taxes Supplemental	69,865	55,626	40,000
Property Transfer Tax	91,983	59,206	30,000
<b>Total</b>	<b>5,139,759</b>	<b>5,045,849</b>	<b>4,903,887</b>
<b>Non Property Taxes - Local</b>			
General Sales and Use Tax	1,901,930	889,353	475,483
Transaction and Use Tax (Measure "C")	1,368,621	1,308,221	700,000
Franchise Taxes	977,312	542,574	144,865
Transient Occupancy Tax	240,589	114,452	80,000
Other Taxes	4,769	1,527	7,500
<b>Total</b>	<b>4,493,222</b>	<b>2,856,127</b>	<b>1,407,848</b>
<b>Shared Taxes - State</b>			
Motor Vehicle In-Lieu Tax	2,342,664	2,459,689	2,494,776
Property Tax Homeowners Apportionment	65,294	65,294	60,000
Other State/Fed - Miscellaneous	2,749	12,777	-
<b>Total</b>	<b>2,410,708</b>	<b>2,537,760</b>	<b>2,554,776</b>
<b>Total All Taxes - Local and State</b>	<b>12,043,689</b>	<b>10,439,736</b>	<b>8,866,511</b>
<b>Charges for Local Services</b>			
Administration Fees and Charges	1,151	1,255	783
Administration Misc Revenues & Reimbursements	40,217	792,198	3,010,058
Police Fees and Charges	69,427	98,685	49,076
Fire Fees and Charges	203,169	39,655	60,600
CDD - Planning Fees and Charges	99,031	55,825	28,770
CDD - Waste Management Fees and Charges	38,316	20,983	8,294
Engineering Fees and Charges	32,026	60,944	124,301
Paradise Community Park Fees and Charges	2,920	2,333	2,500
Investment Earnings	33,585	15,000	10,000

**TOWN OF PARADISE  
GENERAL FUND SUMMARY  
Fiscal Year 2019/20 Budget**

	Audited Year 2017/18	Estimated Actual Year 2018/19	Budget Year 2019/20
<b>Total Charges for Local Services</b>	519,843	1,086,878	3,294,382
<b>Total Revenue</b>	12,563,532	11,526,614	12,160,893
<b>Transfers In From Other Funds</b>	576,667	557,025	577,652
<b>Total Resources</b>	13,140,199	12,083,639	12,738,545
<b>Expenditures</b>			
Non Departmental Expenditures	1,034,887	1,041,000	1,061,300
Transaction and Use Tax Expenses (Measure "C")	930,243	852,285	557,704
Town Council, Manager, Clerk and Legal	606,085	671,969	692,528
Administration	1,001,630	943,381	1,011,729
Police Programs	4,196,298	4,270,483	4,622,508
Fire Programs	3,946,792	3,365,175	4,166,970
Community Development	210,842	191,527	171,764
Public Works - Engineering and Fleet	291,451	265,498	279,960
Parks and Public Facilities	28,706	18,412	23,952
<b>Total Expenditures</b>	12,246,934	11,619,730	12,588,415
<b>Transfers Out to Other Funds</b>			
Animal Control Fund (From Measure "C")		158,599	197,640
Asset Replacement and Repairs Fund	242,581		
Capital Project (From Measure "C")	210,416		
Cluster Septic System (Close Out Fund)	4,339		
GASB 45 Retiree Medical Trust	61,394		
Speical Projects Donations (Balance Fund)	561		
Town Housing Loan Fund (From RDA loan repayments)		7,973	7,834
<b>Total Financial Uses</b>	12,766,225	11,786,302	12,793,889
<b>Subtotal General Fund Net Income</b>	373,974	297,337	(55,344)
<b>Ending Fund Balance</b>	3,764,995	4,062,332	4,006,988
<b>Designated Reserves</b>			
Nonspendable (RDA and Other Loans)	1,334,971	1,295,104	1,255,934
Assigned for Property Abatements	20,000	20,000	20,000
Unassigned - Cash Flow	1,509,264	1,549,131	1,588,301



**TOWN OF PARADISE  
GENERAL FUND SUMMARY  
Fiscal Year 2019/20 Budget**

	Audited Year 2017/18	Estimated Actual Year 2018/19	Budget Year 2019/20
<b>Designated Reserves - Measure C</b>			
Assigned - Police Vehicle Payments	174,637	20,637	20,637
Assigned - Fixed Reserve	203,711		
Unassigned - Contingencies	522,412	1,177,460	1,122,116

**TOWN OF PARADISE**  
**Fiscal Year 2019/20 Budget**

Account Number	Description	2018 Actual Amount	2019 Amended Budget	2019 Estimated Amount	2020 Department Requested	2020 Manager Recommend	2020 Town Council Adopted
Fund: 1010 - General Fund							
REVENUES							
Department: 00 - Non Department Activity							
Program: 0000 - Non Program Activity							
3110.311	Property Tax Current Secured	4,716,372	4,905,026	4,673,418	4,766,887	4,766,887	4,766,887
3110.312	Property Tax Current Unsecured	233,304	249,183	252,099	63,000	63,000	63,000
3110.314	Property Tax Residual	19,544	-	-	-	-	-
3110.315	Property Tax Prior Secured/Unsecured	8,692	6,000	5,500	4,000	4,000	4,000
3110.320	Property Tax General Supplemental	69,865	60,000	55,626	40,000	40,000	40,000
3130.325	General Sales and Use Tax Sales and Use Tax	1,901,930	777,821	889,353	475,483	475,483	475,483
3167.330	Real Property Transfer Tax Real Property Transfer Tax	91,983	44,948	59,206	30,000	30,000	30,000
3182.335	Franchise Taxes Franchise Taxes	977,312	409,765	542,574	144,865	144,865	144,865
3185.340	Transient Occupancy Tax Transient Occupancy Tax	240,589	114,452	114,452	80,000	80,000	80,000
3210.110	Business Licenses and Permits Business Regulation	4,727	1,400	1,527	7,500	7,500	7,500
3210.120	Business Licenses and Permits Bingo Regulation	42	-	-	-	-	-
3215.100	DOJ/FBI Fees Fingerprinting/Processing	(209)	-	-	-	-	-
3320.100	Federal Revenue - Other Refunds and Reimbursements	2,749	-	-	-	-	-
3345.200	State Revenues - Other Miscellaneous	-	12,777	12,777	-	-	-
3351.001	Property Tax Homeowners Apportionment	65,294	65,294	65,294	60,000	60,000	60,000
3356.001	State Motor Vehicle In Lieu Motor Vehicle In Lieu Tax	2,342,664	2,416,196	2,459,689	2,494,776	2,494,776	2,494,776
3410.101	Administrative Services General Administrative Fees	17	-	-	-	-	-
3410.104	Administrative Services Returned Check Processing	102	153	175	150	150	150
3410.107	Administrative Services Electronic Audio Reproduction	18	-	-	-	-	-
3410.112	Administrative Services Printed Material Production/Sale	134	50	65	68	68	68
3410.113	Administrative Services Document Copying	398	100	55	65	65	65
3410.114	Administrative Services Document Certification	433	150	960	500	500	500
3410.150	Administrative Services Late Fees	48	-	-	-	-	-
3610.100	Interest Revenue Investments	33,569	15,000	15,000	10,000	10,000	10,000
3610.200	Interest Revenue Miscellaneous	16	-	-	-	-	-
3630.200	Rents and Royalties Billboard Rents and Leases	441	440	-	-	-	-
3901.100	Refunds and Reimbursements Miscellaneous	6,704	12,565	12,565	10,000	10,000	10,000

**TOWN OF PARADISE**  
**Fiscal Year 2019/20 Budget**

Account Number	Description	2018 Actual Amount	2019 Amended Budget	2019 Estimated Amount	2020	2020	2020 Town
					Department Requested	Manager Recommend	Council Adopted
3901.145	Refunds and Reimbursements Insurance Proceeds	-	-	766,645	2,995,058	2,995,058	2,995,058
3902.100	Miscellaneous Revenue General	12,852	5,000	4,070	5,000	5,000	5,000
3902.110	Miscellaneous Revenue Cash Over and Short	89	-	-	-	-	-
Program Total: 0000 - Non Program Activity		10,729,680	9,096,320	9,931,050	11,187,352	11,187,352	11,187,352
Department: 25 - Finance							
Program: 4420 - Measure C TUT							
3130.326	General Sales and Use Tax Transactions and Use Tax (TUT)	1,368,621	551,675	1,308,221	700,000	700,000	700,000
Program Total: 4420 - Measure C TUT		1,368,621	551,675	1,308,221	700,000	700,000	700,000
Program: 5005 - Rental Properties							
3630.100	Rents and Royalties Commercial Prop Rents & Leases	18,001	9,000	7,500	-	-	-
3901.100	Refunds and Reimbursements Miscellaneous	2,339	1,058	1,418	-	-	-
Program Total: 5005 - Rental Properties		20,340	10,058	8,918	-	-	-
Department: 30 - Police							
Program: 0000 - Non Program Activity							
3320.100	Federal Revenue - Other Refunds and Reimbursements	-	3,000	2,841	2,500	2,500	2,500
3345.004	State Revenues - Other POST Reimbursements	1,166	4,000	13,674	8,000	8,000	8,000
3345.100	State Revenues - Other Refunds & Reimbursements	275	1,000	616	500	500	500
3380.100	Local Government Revenue Fines and Forfeitures	26,273	26,000	31,000	25,000	25,000	25,000
3380.106	Local Government Revenue Administrative Citations Police	-	1,139	1,139	400	400	400
3380.112	Local Government Revenue Property Room Proceeds	848	-	20	100	100	100
3410.113	Administrative Services Document Copying	2	-	-	-	-	-
3421.100	Police Vehicle Repossession	487	250	137	150	150	150
3421.105	Police Cite Sign Off / VIN Verification	1,220	950	804	700	700	700
3421.110	Police DUI Accident & Arrest Processing	4,203	1,500	1,050	1,000	1,000	1,000
3421.111	Police Vehicle Impound Fee	4,018	2,500	2,893	2,500	2,500	2,500
3421.115	Police Police Report (Copy)	8,635	1,500	1,346	25	25	25
3421.120	Police Fingerprint Processing	5,836	2,500	1,902	1,500	1,500	1,500
3421.122	Police Visa/Clearance Letter	95	30	16	16	16	16
3421.128	Police Statutory Registration	277	50	31	50	50	50
3421.130	Police Reproduce/Sale of Tapes & Photos	261	100	95	100	100	100
3421.140	Police Alarm System Registration	4,747	1,400	1,069	2,000	2,000	2,000

**TOWN OF PARADISE**  
**Fiscal Year 2019/20 Budget**

Account Number	Description	2018 Actual Amount	2019 Amended Budget	2019 Estimated Amount	2020	2020	2020
					Department Requested	Manager Recommend	Town Council Adopted
3421.141	Police False Alarm Response	7,560	2,000	1,616	2,000	2,000	2,000
3421.180	Police Special Services	376	32,399	32,399	500	500	500
3421.185	Police Bicycle License	94	12	12	-	-	-
3421.187	Police Subpoena Duces Tecum	46	15	15	15	15	15
3421.235	Police Deer Validation	-	12	12	-	-	-
3901.100	Refunds and Reimbursements Miscellaneous	1,005	500	5,383	1,500	1,500	1,500
3901.140	Refunds and Reimbursements Negligence Cost Recovery Fees	1,972	700	592	500	500	500
3902.100	Miscellaneous Revenue General	32	50	23	20	20	20
Program Total: 0000 - Police		69,427	81,607	98,685	49,076	49,076	49,076
Department: 35 - Fire							
Program: 0000 - Non Program Activity							
3345.100	State Revenues - Other Refunds & Reimbursements	187,836	25,000	29,271	50,000	50,000	50,000
3380.103	Local Government Revenue Fines and Citations Fire	7,325	1,000	2,700	5,000	5,000	5,000
3422.304	Fire Fuel Reduction Burn Permit	2,839	500	2,859	3,000	3,000	3,000
3422.315	Fire Residential Burning Regulation	5,000	2,500	2,178	2,500	2,500	2,500
3422.335	Fire Land Clearing Fire Regulation	76	-	-	-	-	-
3422.339	Fire State Licensed Fire Inspection	93	-	-	-	-	-
3901.100	Refunds and Reimbursements Miscellaneous	-	-	2,647	100	100	100
3902.100	Miscellaneous Revenue General	0	-	-	-	-	-
Department Total: 35 - Fire		203,169	29,000	39,655	60,600	60,600	60,600
Department: 40 - Community Development							
Program: 4720 - CDD Planning							
3380.101	Local Government Revenue Fines and Citations Comm Develop	56,415	3,000	34,032	10,000	10,000	10,000
3400.102	CDD Planning Time Extension Review	401	-	-	-	-	-
3400.104	CDD Planning Tentative Parcel Map	1,755	-	-	-	-	-
3400.109	CDD Planning Street Address Change Review	176	176	176	176	176	176
3400.111	CDD Planning Landscape Plan	849	-	-	565	565	565
3400.123	CDD Planning Tree Pres/Protect Plan Review	-	94	94	112	112	112
3400.130	CDD Planning General Plan Amend and Rezoning	2,907	2,907	2,907	2,907	2,907	2,907
3400.138	CDD Planning Development Agreement	-	1,185	1,185	1,185	1,185	1,185
3400.139	CDD Planning Research on Request	266	-	-	-	-	-

**TOWN OF PARADISE**  
**Fiscal Year 2019/20 Budget**

Account Number	Description	2018 Actual Amount	2019 Amended Budget	2019 Estimated Amount	2020	2020	2020
					Department Requested	Manager Recommend	Town Council Adopted
3400.143	CDD Planning EIR Study Review	574	-	-	-	-	-
3400.170	CDD Planning Use Permit Class A	1,414	707	2,121	3,535	3,535	3,535
3400.171	CDD Planning Use Permit Class B	-	3,500	2,506	1,253	1,253	1,253
3400.173	CDD Planning Temporary Use Permit	141	-	1,686	3,000	3,000	3,000
3400.174	CDD Planning Administrative Permit	3,540	2,500	2,349	2,500	2,500	2,500
3400.176	CDD Planning Home Occupation Permit	1,272	527	527	-	-	-
3400.177	CDD Planning Site Plan/Use Permit Mod Class A	319	-	377	377	377	377
3400.178	CDD Planning Site Plan/Use Permit Mod Class B	1,303	-	-	-	-	-
3400.184	CDD Planning Site Plan Review Class A	660	-	-	660	660	660
3400.185	CDD Planning Site Plan Review Class B	1,002	-	-	-	-	-
3400.186	CDD Planning Site Plan Review Class C	1,554	-	-	-	-	-
3400.200	CDD Planning Tree Felling Permit	19,383	7,000	6,240	1,000	1,000	1,000
3400.307	CDD Planning Design Review Application	2,601	1,800	1,625	1,500	1,500	1,500
3902.100	Miscellaneous Revenue General	2,500	-	-	-	-	-
Program Total: 4720 - CDD Planning		99,031	23,396	55,825	28,770	28,770	28,770
Program: 4780 - CDD - Waste Management							
3182.335	Franchise Taxes Franchise Taxes	40,465	16,817	18,473	7,794	7,794	7,794
3345.200	State Revenues - Other Miscellaneous	(3,159)	-	-	-	-	-
3380.104	Local Government Revenue Fines and Citations Waste Mgmt	1,010	620	2,510	500	500	500
Program Total: 4780 - CDD - Waste Management		38,316	17,437	20,983	8,294	8,294	8,294
Department: 45 - Public Works							
Program: 4740 - Public Works - Engineering							
3402.201	PW Engineering Final Parcel Map	879	-	-	-	-	-
3402.220	PW Engineering Land Divisn/Pvt Develop Projects	2,785	13,994	13,994	10,000	10,000	10,000
3402.223	PW Engineering Engineering Site Plan	352	-	259	700	700	700
3402.224	PW Engineering Grading Check/Inspection	2,632	-	(171)	-	-	-
3402.227	PW Engineering Lot Merger Review	518	-	518	518	518	518
3402.228	PW Engineering Lot Line Adjustment	3,629	398	1,305	2,000	2,000	2,000
3402.230	PW Engineering Engineer Drain Plan/Calc Review	778	130	4,796	8,000	8,000	8,000
3402.232	PW Engineering Erosion Control Plan Review	-	583	583	583	583	583
3402.250	PW Engineering Oversized Vehicle Regulation	1,004	1,500	1,978	2,500	2,500	2,500

**TOWN OF PARADISE**  
**Fiscal Year 2019/20 Budget**

Account Number	Description	2018 Actual Amount	2019 Amended Budget	2019 Estimated Amount	2020	2020	2020
					Department Requested	Manager Recommend	Town Council Adopted
3402.270	PW Engineering Encroachment Permit Fees	19,450	15,500	37,682	100,000	100,000	100,000
Program Total: 4740 - Public Works - Engineering		32,026	32,105	60,944	124,301	124,301	124,301
Program: 4745 - Paradise Community Park							
3470.251	Parks & Recreation Space Rental	2,920	2,500	2,333	2,500	2,500	2,500
Program Total: 4745 - Paradise Community Park		2,920	2,500	2,333	2,500	2,500	2,500
<b>REVENUE GRAND Totals:</b>		<b>12,563,532</b>	<b>9,844,098</b>	<b>11,526,614</b>	<b>12,160,893</b>	<b>12,160,893</b>	<b>12,160,893</b>
General Fund Transfers In							
3910.030	Transfers In From Development Services Fund	208,513	213,678	199,537	191,313	191,313	191,313
3910.070	Transfers In From Animal Control	51,711	56,437	54,715	60,361	60,361	60,361
3910.110	Transfers In From Local Transportation Fund	4,812	4,547	4,033	4,486	4,486	4,486
3910.120	Transfers In From State Gas Tax Fund	192,359	196,090	187,615	208,897	208,897	208,897
3910.132	Transfers In From HSIP Grant	8,621	-	-	-	-	-
3910.133	Transfers In From ATP Grant	24,846	-	-	-	-	-
3910.140	Transfers In From Traffic Safety Fund	5,500	7,500	7,500	6,500	6,500	6,500
3910.160	Transfers In From BHS Development Svcs Fund	40,026	45,866	52,487	79,895	79,895	79,895
3910.215	Transfers In From Aband Vehicle Abate Fund	16,844	16,000	6,982	10,000	10,000	10,000
3910.221	Transfers In From WWAD	6,278	-	-	-	-	-
3910.650	Transfers In From Successor Agency to RDA NH	10,194	8,765	-	16,200	16,200	16,200
3910.710	Transfers In Equipment Replacement Fund	6,963	-	-	-	-	-
3910.815	Transfers In From General Misc Donations	-	-	44,156	-	-	-
Transfers In Total		576,667	548,883	557,025	577,652	577,652	577,652
<b>Total Resources:</b>		<b>13,140,199</b>	<b>10,392,981</b>	<b>12,083,639</b>	<b>12,738,545</b>	<b>12,738,545</b>	<b>12,738,545</b>

**TOWN OF PARADISE**  
**Fiscal Year 2019/20 Budget**

Account Number	Description	2018 Actual Amount	2019 Amended Budget	2019 Estimated Amount	2020 Department Requested	2020 Manager Recommend	2020 Town Council Adopted
Fund: 1010 - General Fund							
EXPENSES							
Department: 00 - Non Department Activity							
Program: 0000 - Non Program Activity							
5225	Bank Fees and Charges	13,855	14,000	11,000	11,000	11,000	11,000
5260	Miscellaneous	201	-	-	-	-	-
5280.100	Bad Debt Write Off Expense	288	300	-	300	300	300
5501	Debt Service Payment - Principal	536,963	523,423	523,423	507,371	507,371	507,371
5502	Debt Service Payment - Interest	448,037	496,577	496,577	542,629	542,629	542,629
5502.201	Debt Service Payment - Interest Tax Anticipation Notes	28,442	-	-	-	-	-
5510.201	Bond Payments - Issuance Costs Tax Anticipation Notes	7,100	10,000	10,000	-	-	-
5910.060	Transfers Out To Cluster Septic System #1	4,339	-	-	-	-	-
5910.299	Transfers Out To Grants Miscellaneous One Time	-	1,514	-	-	-	-
5910.611	Transfers Out GASB 45 Retiree Medical Trust	51,394	-	-	-	-	-
5910.615	Transfers Out Asset Sales Proceeds Fund	242,581	-	-	-	-	-
5910.855	Transfers Out To Special Projects Donations	561	-	-	-	-	-
5910.923	Transfers Out To TOP Housing Loan Fund	-	7,973	7,973	7,834	7,834	7,834
<b>EXPENSE GRAND Totals:</b>		<b>1,333,762</b>	<b>1,053,787</b>	<b>1,048,973</b>	<b>1,069,134</b>	<b>1,069,134</b>	<b>1,069,134</b>



# Town of Paradise

Budget Transactions Report  
Budget Year of 2019/20

G/L Account	Transaction	Number of Units	Cost per Unit	Total Amount
<b>EXPENSES</b>				
Fund 1010 - General Fund				
Department 00 - Non Department Activity				
Program 0000 - Non Program Activity				
Account 5225 - Bank Fees and Charges				
1010.00.0000.5225	Bank Fees	1.0000	13,500.00	13,500.00
		Transactions	1	<u>\$13,500.00</u>
	Account 5225 - Bank Fees and Charges Totals			
Account 5280.100 - Bad Debt Write Off Expense				
1010.00.0000.5280.100	Misc. Accounts Receivable Write Off's	1.0000	300.00	300.00
		Transactions	1	<u>\$300.00</u>
	Account 5280.100 - Bad Debt Write Off Expense Totals			
Account 5501 - Debt Service Payment - Principal				
1010.00.0000.5501	Pension Obligation Bond - Principal	1.0000	523,423.00	523,423.00
		Transactions	1	<u>\$523,423.00</u>
	Account 5501 - Debt Service Payment - Principal Totals			
Account 5502 - Debt Service Payment - Interest				
1010.00.0000.5502	Pension Obligation Bond - Interest	1.0000	496,577.00	496,577.00
		Transactions	1	<u>\$496,577.00</u>
	Account 5502 - Debt Service Payment - Interest Totals			
Account 5502.201 - Debt Service Payment - Interest Tax Anticipation Notes				
1010.00.0000.5502.201	\$2 Million TRAN for 7 months at 2.5%	1.0000	29,167.00	29,167.00
		Transactions	1	<u>\$29,167.00</u>
	Account 5502.201 - Debt Service Payment - Interest Tax Anticipation Notes Totals			
Account 5510.201 - Bond Payments - Issuance Costs Tax Anticipation Notes				
1010.00.0000.5510.201	TRAN Issuance Costs	1.0000	7,100.00	7,100.00
		Transactions	1	<u>\$7,100.00</u>
	Account 5510.201 - Bond Payments - Issuance Costs Tax Anticipation Notes Totals			
Account 5910.611 - Transfers Out GASB 45 Retiree Medical Trust				
1010.00.0000.5910.611	OPEB Trust Contribution	1.0000	7,500.00	7,500.00
		Transactions	1	<u>\$7,500.00</u>
	Account 5910.611 - Transfers Out GASB 45 Retiree Medical Trust Totals			
Account 5910.923 - Transfers Out To TOP Housing Loan Fund				
1010.00.0000.5910.923	20% of RDA Loan Repayment	1.0000	7,834.00	7,834.00
		Transactions	1	<u>\$7,834.00</u>
	Account 5910.923 - Transfers Out To TOP Housing Loan Fund Totals			



**TOWN OF PARADISE**  
**General Fund Expenditure Summary by Division**  
**Fiscal Year 2019/20 Budget**

	2018 Audited Actual	2019 Amended Budget	2019 Estimated Actual	2020 Department Requested	2020 Manager Recommend	2020 Council Adopted
Non Department Activity	1,333,762	1,053,787	1,048,973	1,069,134	1,069,134	1,069,134
Town Council	37,420	39,726	37,929	31,864	31,864	31,864
Town Clerk	180,432	225,121	227,143	232,450	232,450	232,450
Town Manager	205,920	214,678	212,701	233,908	233,908	233,908
Central Services	435,642	398,396	395,132	421,913	421,913	421,913
Information Technology	216,072	248,049	169,986	172,977	172,977	172,977
HR & Risk Management	106,902	119,696	118,439	134,728	134,728	134,728
Legal Services	182,312	199,906	194,196	194,306	194,306	194,306
Finance	212,149	235,640	228,064	270,814	270,814	270,814
Finance - Rental	20,400	17,503	18,836	540	540	540
Police - Administration	884,553	753,280	758,484	887,910	887,910	887,910
Police - Operations	2,613,947	2,649,666	2,791,490	2,985,767	2,985,767	2,985,767
Public Safety Communications	697,798	688,588	720,509	748,831	748,831	748,831
Fleet Management	249,912	240,926	215,801	228,502	228,502	228,502
Emergency Operations Center	10,464	12,997	12,924	10,757	10,757	10,757
Fire - Administration	188,909	164,541	156,875	168,105	168,105	168,105
Fire - Suppression	3,750,244	3,103,236	3,202,748	3,995,218	3,995,218	3,995,218
Fire - Volunteer Program	7,639	8,200	5,552	3,647	3,647	3,647
Planning	161,976	157,803	153,581	157,802	157,802	157,802
Waste Management	48,866	55,992	37,946	13,962	13,962	13,962
Engineering	51,538	50,647	49,697	51,458	51,458	51,458
Community Park	19,654	14,284	10,994	14,952	14,952	14,952
Facilities	9,052	9,300	7,418	9,000	9,000	9,000
Sub Total	11,625,563	10,661,962	10,775,418	12,038,545	12,038,545	12,038,545
Measure "C" Expenses	1,140,659	857,486	1,010,884	755,344	755,344	755,344
Grand Total	12,766,222	11,519,448	11,786,302	12,793,889	12,793,889	12,793,889

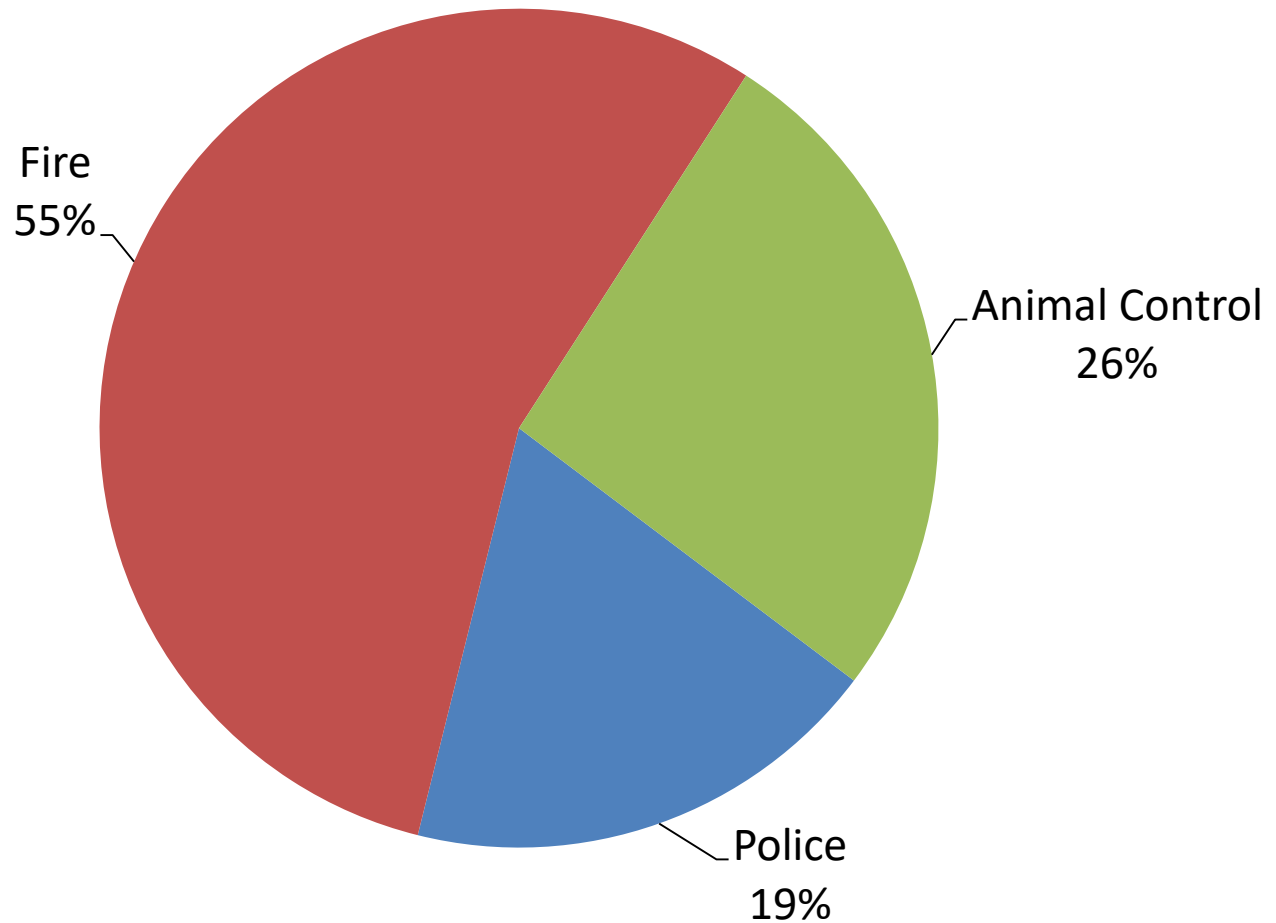
**FY 2019/20**

**Ballot Measure C  
0.50% Transaction and Use Tax – Six Year Term**

April 1, 2015 through March 31, 2021

# Measure C Financial Uses by Function

2019/20 Budget



**Town of Paradise**  
**Measure C (0.50% Transaction and Use Tax) - Post Camp Fire**  
**Financial Plan as of July 23, 2019 - (Proposed)**

Description	2015/16	2016/17	2017/18	2018/19	2019/20	2020/21	Totals
<b>Revenues</b>	<b>1,236,212</b>	<b>1,355,070</b>	<b>1,368,621</b>	<b>1,308,221</b>	<b>700,000</b>	<b>816,666</b>	<b>6,784,790</b>
2nd Investigation Position (with Part-time)	110,238	164,899	112,644	151,324			
Police Cadets (3) (2) (2) (0) (2) (2)	55,241	46,410	47,806	4,335	60,383	60,383	
Lieutenant Transition & Training		22,050					
12 Police Cars	13,597	36,404	75,512	231,002	64,215	37,851	
Body Cameras	14,786	5,917	5,917	5,917	5,917		
K9 Program	9,514	10,516	9,284	10,005	10,005	10,005	
Enhanced PD Training	16,101	14,101	13,454	15,000			
Roof Replacement		1,712	46,670				
LiveScan Machine	11,670						
PD Siding & Repairs	97,251	54,863					
Patrol Cameras & Cases		3,240					
Men's Locker Room Floor		4,102					
Emergency Electrical/Generator		85,718					
<b>Police Totals</b>	<b>328,398</b>	<b>449,932</b>	<b>311,287</b>	<b>417,583</b>	<b>140,520</b>	<b>108,239</b>	<b>1,755,959</b>
Maintain CAL FIRE Contract	144,401	141,120	243,687	218,521	250,000	250,000	
Fire Engine 81 & 82	98,226	125,793	167,183	167,183	167,183	127,033	
Future Apparatus Funding		50,000					
Electrical Panel & Transfer Switch			102	8,250			
Apparatus Equipment		1,788					
SCBA's	24,931	3,048					
Exhaust Extraction	21,674						
Station 81 Storage Wall		1,411					
<b>Fire Totals</b>	<b>289,232</b>	<b>323,160</b>	<b>410,972</b>	<b>393,954</b>	<b>417,183</b>	<b>377,033</b>	<b>2,211,534</b>

**Town of Paradise**  
**Measure C (0.50% Transaction and Use Tax) - Post Camp Fire**  
**Financial Plan as of July 23, 2019 - (Proposed)**

Description	2015/16	2016/17	2017/18	2018/19	2019/20	2020/21	Totals
Support for 2 AC Officers & Rabies Vaccine	25,079	32,230	29,437				
Rendering Setup and Maintenance			251	13,227			
Officer and Supervisor Training		991	-				
Sanitation Unit/Isolation Units	5,405	6,442					
Raised beds, metal bowls, air conditioner, computer		2,497	889				
Online dog licensing program & setup		10,000	3,840				
Washing Machine Cover & Concrete Repairs		2,200	5,990	6,200			
Support to Maintain Operations			63,075	158,599	197,640	160,000	
<b>Animal Control Totals</b>	<b>30,484</b>	<b>54,360</b>	<b>103,482</b>	<b>178,026</b>	<b>197,640</b>	<b>160,000</b>	<b>723,992</b>
Maxwell Drive SR2S			100,014				
Bille Overlay (Fern to Oliver)			110,402				
Fleet Repair Facility Construction & Lift			104,801	21,321			
Pedestrian Safety Crossing	24,779						
Pearson Road Improvements	200,502						
Almond Street Multi-Modal						124,422	
Ponderosa SR2S							
2016 Overlay & Markings		500,913					
<b>Public Works Totals</b>	<b>225,281</b>	<b>500,913</b>	<b>315,217</b>	<b>21,321</b>	<b>-</b>	<b>124,422</b>	<b>1,187,154</b>
<b>Total Expenses</b>	<b>873,395</b>	<b>1,328,365</b>	<b>1,140,958</b>	<b>1,010,884</b>	<b>755,343</b>	<b>769,694</b>	<b>5,878,639</b>
<b>Net Total</b>	<b>362,817</b>	<b>26,705</b>	<b>227,662</b>	<b>297,337</b>	<b>(55,343)</b>	<b>46,972</b>	<b>906,151</b>
<b>Designated Reserves</b>							
10% Fixed Reserve							-
Police Car Payments							20,637
Contingency Reserve							
<b>Unassigned</b>							<b>885,514</b>

**TOWN OF PARADISE**  
**Fiscal Year 2019/20 Budget**

Account Number	Description	2018 Actual Amount	2019 Amended Budget	2019 Estimated Amount	2020 Department Requested	2020 Manager Recommend	2020 Town Council Adopted
<b>Fund: 1010 - General Fund</b>							
<b>Department: 25 - Finance</b>							
<b>Program: 4420 - Measure C TUT</b>							
<b>Expenditures</b>							
	5100 Personnel Services	245,113	105,297	151,324	44,187	44,187	44,187
	5200 Supplies and Services	278,065	166,468	261,088	276,201	276,201	276,201
	5300 Capital Outlay	158,452	189,807	189,771	-	-	-
	5500 Debt Service	248,612	237,315	250,102	237,316	237,316	237,316
Total Expenditures		930,243	698,887	852,285	557,704	557,704	557,704
<b>Revenues</b>							
	Service Fees						
	Fines and Forfeitures						
	Other	1,368,621	551,675	1,308,221	700,000	700,000	700,000
Total Revenues		1,368,621	551,675	1,308,221	700,000	700,000	700,000
Net Income		438,378	(147,212)	455,936	142,296	142,296	142,296
Transfers In							
Transfers (Out)		(210,416)	(158,599)	(158,599)	(197,640)	(197,640)	(197,640)
Ending Fund Balance		900,760	594,949	1,198,097	1,142,753	1,142,753	1,142,753

**TOWN OF PARADISE**  
**Fiscal Year 2019/20 Budget**

Account Number	Description	2018 Actual Amount	2019 Amended Budget	2019 Estimated Amount	2020 Department Requested	2020 Manager Recommend	2020 Town Council Adopted
<b>Fund: 1010 - General Fund</b>							
REVENUES							
<b>Department: 25 - Finance</b>							
<b>Program: 4420 - Measure C TUT</b>							
3130.326	General Sales and Use Tax Transactions and Use Tax (TUT)	1,368,621	551,675	1,308,221	700,000	700,000	700,000
<b>REVENUES Total</b>		<b>1,368,621</b>	<b>551,675</b>	<b>1,308,221</b>	<b>700,000</b>	<b>700,000</b>	<b>700,000</b>
EXPENSES							
<b>Department: 25 - Finance</b>							
<b>Program: 4420 - Measure C TUT</b>							
<b>Cost Center Activity: 300 - Police Administration</b>							
5303	Improvements	46,670	-	-	-	-	-
<b>Cost Center Activity Total: 300 - Police Administration</b>		<b>46,670</b>	<b>-</b>	<b>-</b>	<b>-</b>	<b>-</b>	<b>-</b>
<b>Cost Center Activity: 301 - Police Operations</b>							
5101	Salaries - Permanent	44,061	38,667	65,389	-	-	-
5102	Salaries - Temporary	38,893	16,582	9,928	36,792	36,792	36,792
5103.102	Differential Pay Out of Class	9	-	18	-	-	-
5103.105	Differential Pay Swing/Graveyard Shift	72	-	-	-	-	-
5104	Wages - PS Holiday Pay	2,324	2,012	3,952	-	-	-
5105	Salaries - Overtime/FLSA	17,721	6,800	13,613	-	-	-
5106.101	Incentives & Admin Leave School Incentive	1,694	1,568	2,845	-	-	-
5106.103	Incentives & Admin Leave Team Pay	2,128	-	3,272	-	-	-
5106.200	Incentives & Admin Leave Gym Reimbursement	180	-	-	-	-	-
5109.100	Allowances Uniform Allowance	504	465	853	-	-	-
5111	Medicare	1,591	1,031	1,325	533	533	533
5112.101	Retirement Contribution PERS	9,935	8,927	13,456	2,281	2,281	2,281
5112.102	Retirement Contribution Social Security	948	-	-	-	-	-
5113	Worker's Compensation	21,520	19,764	18,480	4,581	4,581	4,581
5114.101	Health Insurance Medical	11,545	8,997	17,237	-	-	-
5114.102	Health Insurance Dental	1,094	-	-	-	-	-
5114.103	Health Insurance Vision	98	-	-	-	-	-
5116.101	Life and Disability Insurance Life & Disab.	139	484	956	-	-	-
5116.102	Life and Disability Insurance Long Term/Short Term Disability	397	-	-	-	-	-

**TOWN OF PARADISE**  
**Fiscal Year 2019/20 Budget**

Account Number	Description	2018 Actual Amount	2019 Amended Budget	2019 Estimated Amount	2020	2020	2020
					Department Requested	Manager Recommend	Town Council Adopted
5202.100	Operating Supplies General	3,018	3,380	2,980	5,160	5,160	5,160
5213.100	Professional/Contract Services General	589	3,638	4,555	6,000	6,000	6,000
5220.100	Employee Development General	24,728	26,223	21,805	15,041	15,041	15,041
5305	Vehicles	-	154,000	154,000	-	-	-
5501	Debt Service Payment - Principal	81,429	70,132	82,919	70,133	70,133	70,133
<b>Cost Center Activity Total: 301 - Police Operations</b>		264,616	362,670	417,583	140,521	140,521	140,521
<b>Cost Center Activity: 303 - Animal Control</b>							
5101	Salaries - Permanent	13,855	-	-	-	-	-
5104	Wages - PS Holiday Pay	1,012	-	-	-	-	-
5105	Salaries - Overtime/FLSA	681	-	-	-	-	-
5109.100	Allowances Uniform Allowance	328	-	-	-	-	-
5111	Medicare	218	-	-	-	-	-
5112.101	Retirement Contribution PERS	971	-	-	-	-	-
5113	Worker's Compensation	6,126	-	-	-	-	-
5114.101	Health Insurance Medical	2,602	-	-	-	-	-
5114.102	Health Insurance Dental	256	-	-	-	-	-
5114.103	Health Insurance Vision	26	-	-	-	-	-
5116.101	Life and Disability Insurance Life & Disab.	103	-	-	-	-	-
5116.102	Life and Disability Insurance Long Term/Short Term Disability	114	-	-	-	-	-
5122	Accrual Bank Payoff	896	-	-	-	-	-
5199.130	Other Payroll Expenses Interfund Payroll Transfers	63,075	-	-	-	-	-
5213.100	Professional/Contract Services General	2,250	1,014	1,014	-	-	-
5214.100	Repair and Maint Service General	4,091	12,213	12,213	-	-	-
5303	Improvements	5,990	6,200	6,200	-	-	-
5304	Furniture & Equipment	889	-	-	-	-	-
5910.070	Transfers Out To Animal Control Fund	-	158,599	158,599	197,640	197,640	197,640
<b>Cost Center Activity Total: 303 - Animal Control</b>		103,482	178,026	178,026	197,640	197,640	197,640
<b>Cost Center Activity: 325 - Fire Administration</b>							
5303	Improvements	102	8,250	8,250	-	-	-
<b>Cost Center Activity Total: 325 - Fire Administration</b>		102	8,250	8,250	-	-	-
<b>Cost Center Activity: 326 - Fire Suppression</b>							
5213.100	Professional/Contract Services General	243,389	120,000	218,521	250,000	250,000	250,000



**TOWN OF PARADISE**  
**Fiscal Year 2019/20 Budget**

Account Number	Description	2018 Actual Amount	2019 Amended Budget	2019 Estimated Amount	2020	2020	2020
					Department Requested	Manager Recommend	Town Council Adopted
5501	Debt Service Payment - Principal	167,183	167,183	167,183	167,183	167,183	167,183
<b>Cost Center Activity Total: 326 - Fire Suppression</b>		410,572	287,183	385,704	417,183	417,183	417,183
<b>Cost Center Activity: 345 - Public Works Fleet</b>							
5303	Improvements	104,801	21,357	21,321	-	-	-
<b>Cost Center Activity Total: 345 - Public Works Fleet</b>		104,801	21,357	21,321	-	-	-
<b>Cost Center Activity: 350 - Public Works Streets</b>							
5910.100	Transfers Out To Capital Projects	210,416	-	-	-	-	-
<b>Cost Center Activity Total: 350 - Public Works Streets</b>		210,416	-	-	-	-	-
<b>EXPENSES Total</b>		1,140,659	857,486	1,010,884	755,344	755,344	755,344
<b>NET Fund Total</b>		227,962	(305,811)	297,337	(55,344)	(55,344)	(55,344)
<b>ENDING FUND BALANCE</b>		900,760	594,949	1,198,097	1,142,753	1,142,753	1,142,753



# Town Of Paradise

Budget Transactions Report  
Budget Year of 2019/20

G/L Account	Transaction	Number of Units	Cost per Unit	Total Amount
<b>EXPENSES</b>				
Fund	<b>1010 - General Fund</b>			
Department	<b>25 - Finance</b>			
Program	<b>4420 - Measure C TUT</b>			
Cost Center Activity	<b>301 - Police Operations</b>			
Account	<b>5202.100 - Operating Supplies General</b>			
1010.25.4420.301.5202.100	K-9 Food and Supplies	1.0000	1,600.00	1,600.00
1010.25.4420.301.5202.100	Trainee Supplies (Uniform & Ammunition)	1.0000	3,560.00	3,560.00
	Account <b>5202.100 - Operating Supplies General</b> Totals	Transactions	2	\$5,160.00
Account	<b>5213.100 - Professional/Contract Services General</b>			
1010.25.4420.301.5213.100	K9 Program Veterinary Care	1.0000	1,000.00	1,000.00
1010.25.4420.301.5213.100	Trainee Background and Medical	1.0000	5,000.00	5,000.00
	Account <b>5213.100 - Professional/Contract Services General</b> Totals	Transactions	2	\$6,000.00
Account	<b>5220.100 - Employee Development General</b>			
1010.25.4420.301.5220.100	K9 Program Training	1.0000	7,405.00	7,405.00
1010.25.4420.301.5220.100	Trainee Academy Enrollment	1.0000	7,636.00	7,636.00
	Account <b>5220.100 - Employee Development General</b> Totals	Transactions	2	\$15,041.00
Account	<b>5501 - Debt Service Payment - Principal</b>			
1010.25.4420.301.5501	(B) SB (25) Body Cameras, Stations & Hardware - FP 06/20	4.0000	1,479.32	5,917.00
1010.25.4420.301.5501	(B) SB (3) 2016 Ford Interceptors & Equip - FP 06/20	4.0000	575.01	2,300.04
1010.25.4420.301.5501	(C) USBan (3) 2017 Ford Interceptors & Equip - FP 08/21	4.0000	7,552.25	30,209.00
1010.25.4420.301.5501	(E) SB (3) 2017 Ford Interceptors & Equip - FP 06/22	4.0000	7,926.51	31,706.00
	Account <b>5501 - Debt Service Payment - Principal</b> Totals	Transactions	4	\$70,132.04
	Cost Center Activity <b>301 - Police Operations</b> Totals	Transactions	10	\$96,333.04
Cost Center Activity	<b>303 - Animal Control</b>			
Account	<b>5910.070 - Transfers Out To Animal Control Fund</b>			
1010.25.4420.303.5910.070	Fund Animal Control and Shelter Operations	1.0000	197,640.00	197,640.00
	Account <b>5910.070 - Transfers Out To Animal Control Fund</b> Totals	Transactions	1	\$197,640.00
	Cost Center Activity <b>303 - Animal Control</b> Totals	Transactions	1	\$197,640.00
Cost Center Activity	<b>326 - Fire Suppression</b>			



# Town Of Paradise

Budget Transactions Report  
Budget Year of 2019/20

G/L Account	Transaction	Number of Units	Cost per Unit	Total Amount
<b>Account 5213.100 - Professional/Contract Services General</b>				
1010.25.4420.326.5213.100	CAL FIRE Personnel Services	1.0000	250,000.00	250,000.00
<b>Account 5213.100 - Professional/Contract Services General Totals</b>		Transactions	1	<u>\$250,000.00</u>
<b>Account 5501 - Debt Service Payment - Principal</b>				
1010.25.4420.326.5501	(A) SB 2016 Pierce Pumper - Final 06/21	4.0000	21,657.93	86,632.00
1010.25.4420.326.5501	(D) WA 2018 Pierce Pumper - Final 10/23	4.0000	20,137.76	80,551.00
<b>Account 5501 - Debt Service Payment - Principal Totals</b>		Transactions	2	<u>\$167,183.00</u>
<b>Cost Center Activity 326 - Fire Suppression Totals</b>		Transactions	3	<u>\$417,183.00</u>

FY 2019/20  
Town Council

**TOWN OF PARADISE**  
**Fiscal Year 2019/20 Budget**

Account Number	Description	2018 Actual Amount	2019 Amended Budget	2019 Estimated Amount	2020 Department Requested	2020 Manager Recommend	2020 Town Council Adopted
<b>Fund: 1010 - General Fund</b>							
<b>Department: 10 - Legislative</b>							
<b>Program: 4000 - Town Council</b>							
<b>Expenditures</b>							
	5100 Personnel Services	25,052	25,424	25,259	25,429	25,429	25,429
	5200 Supplies and Services	12,368	12,652	11,020	6,435	6,435	6,435
	5300 Capital Outlay	-	1,650	1,650	-	-	-
	5500 Debt Service	-	-	-	-	-	-
Total Expenditures		37,420	39,726	37,929	31,864	31,864	31,864
<b>Revenues</b>							
	Service Fees						
	Fines and Forfeitures						
	Other						
Total Revenues		-	-	-	-	-	-
Net General Fund Support		37,420	39,726	37,929	31,864	31,864	31,864

**Fiscal Year 2019-2020 Personnel Allocation**

Position/Title	Weekly Hours	Percent Allocated	Part Time	Allocated Wages & Benefits
Mayor and Council Members		100%	5	25,429

**TOWN OF PARADISE**  
**Fiscal Year 2019/20 Budget**

Account Number	Description	2018 Actual Amount	2019 Amended Budget	2019 Estimated Amount	2020 Department Requested	2020 Manager Recommend	2020 Town Council Adopted
<b>Fund: 1010 - General Fund</b>							
EXPENSES							
<b>Department: 10 - Legislative</b>							
<b>Program: 4000 - Town Council</b>							
5101	Salaries - Permanent	17,640	18,000	17,835	18,000	18,000	18,000
5107	Car Allowance/Mileage	5,400	5,400	5,400	5,400	5,400	5,400
5111	Medicare	339	339	339	339	339	339
5112.102	Retirement Contribution Social Security	1,451	1,451	1,451	1,451	1,451	1,451
5113	Worker's Compensation	222	234	234	239	239	239
5202.100	Operating Supplies General	-	-	-	265	265	265
5219.100	Printing General	-	27	75	45	45	45
5220.100	Employee Development General	12,368	12,625	10,945	6,125	6,125	6,125
5304	Furniture & Equipment	-	1,650	1,650	-	-	-
EXPENSE GRAND Totals:		37,420	39,726	37,929	31,864	31,864	31,864



# Town of Paradise

Budget Transactions Report  
Budget Year of 2019/20

G/L Account	Transaction	Number of Units	Cost per Unit	Total Amount
<b>EXPENSES</b>				
Fund <b>1010 - General Fund</b>				
Department <b>10 - Legislative</b>				
Program <b>4000 - Town Council</b>				
Account <b>5202.100 - Operating Supplies General</b>				
1010.10.4000.5202.100	Replace Staff Microphone	1.0000	250.00	250.00
1010.10.4000.5202.100	Supplies - Mayor Stamp, Etc.	1.0000	15.00	15.00
Account <b>5202.100 - Operating Supplies General</b> Totals		Transactions	2	<u>\$265.00</u>
Account <b>5219.100 - Printing General</b>				
1010.10.4000.5219.100	Printing - Business Cards	1.0000	45.00	45.00
Account <b>5219.100 - Printing General</b> Totals		Transactions	1	<u>\$45.00</u>
Account <b>5220.100 - Employee Development General</b>				
1010.10.4000.5220.100	Five Annual Conference Registrations	5.0000	525.00	2,625.00
1010.10.4000.5220.100	League of California Cities Membership	1.0000	3,500.00	3,500.00
Account <b>5220.100 - Employee Development General</b> Totals		Transactions	2	<u>\$6,125.00</u>

FY 2019/20

Town Manager  
and Camp Fire Recovery



**TOWN OF PARADISE**  
**Fiscal Year 2019/20 Budget**

Account Number	Description	2018 Actual Amount	2019 Amended Budget	2019 Estimated Amount	2020 Department Requested	2020 Manager Recommend	2020 Town Council Adopted
<b>Fund: 1010 - General Fund</b>							
<b>Department: 20 - Administrative Services</b>							
<b>Program: 4200 - Town Manager</b>							
<b>Expenditures</b>							
	5100 Personnel Services	201,595	211,102	208,932	229,798	229,798	229,798
	5200 Supplies and Services	3,700	3,576	3,769	4,110	4,110	4,110
	5300 Capital Outlay	626	-	-	-	-	-
	5500 Debt Service	-	-	-	-	-	-
Total Expenditures		205,920	214,678	212,701	233,908	233,908	233,908
<b>Revenues</b>							
	Service Fees						
	Fines and Forfeitures						
	Other						
Total Revenues		-	-	-	-	-	-
Net General Fund Support		205,920	214,678	212,701	233,908	233,908	233,908

**Fiscal Year 2019-2020 Personnel Allocation**

Position/Title	Weekly Hours	Percent Allocated	Full Time Equiv	Allocated Wages & Benefits
Town Manager	40	66%	0.66	161,129
Administrative Analyst II	40	35%	0.35	24,124
Total			1.01	185,253
<b>Allocation to Other Programs</b>				
Town Manager	BSWW 4%; BHS 22%; Gas Tax 8%			
Administrative Analyst II	BHS 65%			

**TOWN OF PARADISE**  
**Fiscal Year 2019/20 Budget**

Account Number	Description	2018 Actual Amount	2019 Amended Budget	2019 Estimated Amount	2020 Department Requested	2020 Manager Recommend	2020 Town Council Adopted
Fund: 1010 - General Fund							
EXPENSES							
Department: 20 - Administrative Services							
Program: 4200 - Town Manager							
5101	Salaries - Permanent	115,670	123,018	122,949	126,715	126,715	126,715
5105	Salaries - Overtime/FLSA	707	-	11,279	-	-	-
5106.100	Incentives & Admin Leave Administrative Leave	5,850	6,025	6,025	6,206	6,206	6,206
5107	Car Allowance/Mileage	1,583	1,584	1,584	1,584	1,584	1,584
5111	Medicare	283	270	306	278	278	278
5112.101	Retirement Contribution PERS	31,466	34,778	34,647	50,198	50,198	50,198
5113	Worker's Compensation	1,448	1,578	1,595	1,682	1,682	1,682
5114.101	Health Insurance Medical	5,255	6,449	6,416	6,449	6,449	6,449
5114.102	Health Insurance Dental	1,118	-	-	-	-	-
5114.103	Health Insurance Vision	40	-	-	-	-	-
5116.101	Life and Disability Insurance Life & Disab.	329	1,000	1,561	971	971	971
5116.102	Life and Disability Insurance Long Term/Short Term Disability	1,128	-	-	-	-	-
5119.100	Retiree Costs Medical Insurance	36,718	36,400	35,570	35,715	35,715	35,715
5199.130	Other Payroll Expenses Interfund Payroll Transfers	-	-	(13,000)	-	-	-
5202.100	Operating Supplies General	-	-	-	25	25	25
5210.100	Postage General	-	-	-	4	4	4
5213.100	Professional/Contract Services General	3,700	3,500	3,500	3,500	3,500	3,500
5216.100	Communications General Services	-	72	265	581	581	581
5218.100	Advertising General	-	4	4	-	-	-
5304	Furniture & Equipment	626	-	-	-	-	-
<b>EXPENSE GRAND Totals:</b>		205,920	214,678	212,701	233,908	233,908	233,908



# Town of Paradise

Budget Transactions Report  
Budget Year of 2019/20

G/L Account	Transaction	Number of Units	Cost per Unit	Total Amount
<b>EXPENSES</b>				
Fund 1010 - General Fund				
Department 20 - Administrative Services				
Program 4200 - Town Manager				
Account 5119.100 - Retiree Costs Medical Insurance				
1010.20.4200.5119.100	Retiree Health Premium	1.0000	35,715.00	35,715.00
	Account 5119.100 - Retiree Costs Medical Insurance Totals	Transactions	1	<u>\$35,715.00</u>
Account 5202.100 - Operating Supplies General				
1010.20.4200.5202.100	Various Operating Supplies	1.0000	25.00	25.00
	Account 5202.100 - Operating Supplies General Totals	Transactions	1	<u>\$25.00</u>
Account 5210.100 - Postage General				
1010.20.4200.5210.100	Postage	1.0000	4.00	4.00
	Account 5210.100 - Postage General Totals	Transactions	1	<u>\$4.00</u>
Account 5213.100 - Professional/Contract Services General				
1010.20.4200.5213.100	3Core Economic Development District	1.0000	3,500.00	3,500.00
	Account 5213.100 - Professional/Contract Services General Totals	Transactions	1	<u>\$3,500.00</u>
Account 5216.100 - Communications General Services				
1010.20.4200.5216.100	Cell Phone for Administrative Analyst	12.0000	48.36	580.32
	Account 5216.100 - Communications General Services Totals	Transactions	1	<u>\$580.32</u>

**TOWN OF PARADISE  
Fiscal Year 2019/20 Budget**

Account Number	Description	2018 Actual Amount	2019 Amended Budget	2019 Estimated Amount	2020 Department Requested	2020 Manager Recommend	2020 Town Council Adopted
<b>Fund:</b> 2090 - Camp Fire Recovery							
<b>Department:</b> 65 - Disaster Management							
<b>Program:</b> 4205 - Emergency Response and Disaster Management							
<b>Expenditures</b>							
	FEMA/CalOES Public Assistance	-	1,595,728	2,058,896	1,088,700	1,088,700	1,088,700
	Insurance	-	542,318	1,175,443	1,645,800	1,645,800	1,645,800
	Grants (Foundation & Hazard Mitigation)	-	-	370,255	136,678	136,678	136,678
	Disaster Management	-	-	-	150,000	150,000	150,000
Total Expenditures		-	2,138,046	3,604,594	3,021,178	3,021,178	3,021,178
<b>Revenues</b>							
	Service Fees	-	-	-	-	-	-
	Fines and Forfeitures	-	-	-	-	-	-
	Other	-	-	4,523,071	1,397,609	1,397,609	1,397,609
Total Revenues		-	-	4,523,071	1,397,609	1,397,609	1,397,609
Net Income		-	(2,138,046)	918,477	(1,623,569)	(1,623,569)	(1,623,569)
Transfers In		-	-	403,164	256,396	256,396	256,396
Transfers (Out)		-	-	-	-	-	-
Ending Fund Balance		-	(2,138,046)	1,321,641	(45,532)	(45,532)	(45,532)

**Fiscal Year 2019-2020 Personnel Allocation**

Position/Title	Weekly Hours	Percent Allocated	Full Time Equiv	Allocated Wages & Benefits
Disaster Recovery Manager	40	100%	1.00	131,602
		Total	1.00	131,602

**TOWN OF PARADISE**  
**Fiscal Year 2019/20 Budget**

Account Number	Description	2018 Actual Amount	2019 Amended Budget	2019 Estimated Amount	2020		
					Department Requested	2020 Manager Recommend	2020 Town Council Adopted
<b>Fund: 2090 - Camp Fire Recovery</b>							
<b>REVENUES</b>							
2090.00.0000.3345.100	State Revenues - Other Refunds & Reimbursements	-	-	2,025,454	1,073,983	1,073,983	1,073,983
2090.00.0000.3901.145	Refunds and Reimbursements Insurance Proceeds	-	-	2,497,617	323,626	323,626	323,626
2090.00.0000.3910.811	Transfers In From Animal Control Donations	-	-	17,992	6,726	6,726	6,726
2090.00.0000.3910.815	Transfers In From General Misc Donations	-	-	385,172	249,670	249,670	249,670
<b>REVENUES Total</b>		-	-	<b>4,926,235</b>	<b>1,654,005</b>	<b>1,654,005</b>	<b>1,654,005</b>
<b>EXPENSES</b>							
500 FEMA Emergency Tree Removal - B1							
2090.00.0000.500.5202.100	Operating Supplies General	-	513	736	-	-	-
2090.00.0000.500.5213.100	Professional/Contract Services General	-	307,677	312,444	50,000	50,000	50,000
2090.35.4616.500.5213.100	Professional/Contract Services General	-	187,765	187,765	-	-	-
2090.45.4743.500.5199.130	Other Payroll Expenses Interfund Payroll Transfers	-	-	76	-	-	-
2090.45.4750.500.5199.130	Other Payroll Expenses Interfund Payroll Transfers	-	-	1,558	-	-	-
2090.45.4750.500.5202.100	Operating Supplies General	-	1	1	-	-	-
2090.45.4750.500.5215.131	Rents and Leases Street Maintenance Equipment	-	391	1,626	-	-	-
<b>500 FEMA Emergency Tree Removal - B1</b>		-	<b>496,347</b>	<b>504,206</b>	<b>50,000</b>	<b>50,000</b>	<b>50,000</b>
501 FEMA - TOP Emergency Response B2							
2090.00.0000.501.5202.100	Operating Supplies General	-	19,049	26,505	-	-	-
2090.00.0000.501.5209.101	Auto Fuel Expense Town Vehicles	-	3,443	3,735	-	-	-
2090.00.0000.501.5210.100	Postage General	-	20	20	-	-	-
2090.00.0000.501.5213.100	Professional/Contract Services General	-	1,760	9,029	-	-	-
2090.00.0000.501.5216.100	Communications General Services	-	223	316	-	-	-
2090.00.0000.501.5223.105	Meals and Refreshments Emergencies and Meetings	-	15,000	13,808	-	-	-
2090.15.4100.501.5199.130	Other Payroll Expenses Interfund Payroll Transfers	-	-	2,310	-	-	-
2090.20.4200.501.5102	Salaries - Temporary	-	5,148	5,148	-	-	-
2090.20.4200.501.5105	Salaries - Overtime/FLSA	-	55,000	3,312	-	-	-
2090.20.4200.501.5111	Medicare	-	10,000	123	-	-	-
2090.20.4200.501.5199.130	Other Payroll Expenses Interfund Payroll Transfers	-	-	3,054	-	-	-
2090.20.4200.501.5209.101	Auto Fuel Expense Town Vehicles	-	-	282	-	-	-
2090.20.4201.501.5199.130	Other Payroll Expenses Interfund Payroll Transfers	-	-	1,074	-	-	-
2090.20.4202.501.5199.130	Other Payroll Expenses Interfund Payroll Transfers	-	-	13,790	-	-	-
2090.20.4202.501.5209.101	Auto Fuel Expense Town Vehicles	-	1,000	647	-	-	-
2090.20.4202.501.5223.105	Meals and Refreshments Emergencies and Meetings	-	22	22	-	-	-
2090.20.4203.501.5199.130	Other Payroll Expenses Interfund Payroll Transfers	-	-	2,543	-	-	-
2090.25.4400.501.5199.130	Other Payroll Expenses Interfund Payroll Transfers	-	-	5,672	-	-	-

**TOWN OF PARADISE**  
**Fiscal Year 2019/20 Budget**

Account Number	Description	2018 Actual Amount	2019 Amended Budget	2019 Estimated Amount	2020		
					Department Requested	2020 Manager Recommend	2020 Town Council Adopted
2090.25.4400.501.5218.100	Advertising General	-	68	178	-	-	-
2090.30.4510.501.5199.130	Other Payroll Expenses Interfund Payroll Transfers	-	-	23,691	-	-	-
2090.30.4510.501.5202.100	Operating Supplies General	-	-	193	-	-	-
2090.30.4510.501.5203.100	Repairs and Maint Supplies General	-	67	67	-	-	-
2090.30.4510.501.5209.101	Auto Fuel Expense Town Vehicles	-	-	71	-	-	-
2090.30.4520.501.5105	Salaries - Overtime/FLSA	-	250,000	-	-	-	-
2090.30.4520.501.5199.130	Other Payroll Expenses Interfund Payroll Transfers	-	-	189,027	-	-	-
2090.30.4520.501.5202.100	Operating Supplies General	-	937	1,345	-	-	-
2090.30.4520.501.5203.100	Repairs and Maint Supplies General	-	658	658	-	-	-
2090.30.4520.501.5209.101	Auto Fuel Expense Town Vehicles	-	7,023	13,328	-	-	-
2090.30.4520.501.5304	Furniture & Equipment	-	6,000	4,006	-	-	-
2090.30.4530.501.5199.130	Other Payroll Expenses Interfund Payroll Transfers	-	-	21,968	-	-	-
2090.30.4530.501.5202.100	Operating Supplies General	-	-	51	-	-	-
2090.30.4530.501.5209.101	Auto Fuel Expense Town Vehicles	-	24	24	-	-	-
2090.30.4540.501.5105	Salaries - Overtime/FLSA	-	7,500	-	-	-	-
2090.30.4540.501.5199.130	Other Payroll Expenses Interfund Payroll Transfers	-	-	8,702	-	-	-
2090.30.4540.501.5202.100	Operating Supplies General	-	17	17	-	-	-
2090.30.4540.501.5203.100	Repairs and Maint Supplies General	-	29	29	-	-	-
2090.30.4540.501.5209.101	Auto Fuel Expense Town Vehicles	-	1,500	1,974	-	-	-
2090.30.4540.501.5214.100	Repair and Maint Service General	-	137	137	-	-	-
2090.30.4550.501.5202.100	Operating Supplies General	-	130	130	-	-	-
2090.30.4550.501.5203.100	Repairs and Maint Supplies General	-	2,000	1,533	-	-	-
2090.30.4550.501.5223.105	Meals and Refreshments Emergencies and Meetings	-	309	309	-	-	-
2090.35.4610.501.5105	Salaries - Overtime/FLSA	-	4,300	-	-	-	-
2090.35.4610.501.5199.130	Other Payroll Expenses Interfund Payroll Transfers	-	-	2,174	-	-	-
2090.35.4610.501.5203.100	Repairs and Maint Supplies General	-	61	61	-	-	-
2090.35.4610.501.5211.137	Utilities Electric and Gas	-	9,578	9,578	-	-	-
2090.35.4610.501.5214.100	Repair and Maint Service General	-	533	533	-	-	-
2090.35.4615.501.5199.130	Other Payroll Expenses Interfund Payroll Transfers	-	-	9,467	-	-	-
2090.35.4615.5109.100	Allowances Uniform Allowance	-	244	-	-	-	-
2090.35.4615.5202.100	Operating Supplies General	-	227	-	-	-	-
2090.35.4630.501.5209.101	Auto Fuel Expense Town Vehicles	-	1,000	2,465	-	-	-
2090.35.4630.501.5223.105	Meals and Refreshments Emergencies and Meetings	-	-	130	-	-	-
2090.40.4720.501.5199.130	Other Payroll Expenses Interfund Payroll Transfers	-	-	1,124	-	-	-
2090.40.4720.501.5209.101	Auto Fuel Expense Town Vehicles	-	-	58	-	-	-
2090.40.4730.501.5199.130	Other Payroll Expenses Interfund Payroll Transfers	-	-	36,589	-	-	-
2090.40.4730.501.5209.101	Auto Fuel Expense Town Vehicles	-	438	654	-	-	-

**TOWN OF PARADISE  
Fiscal Year 2019/20 Budget**

Account Number	Description	2018 Actual Amount	2019 Amended Budget	2019 Estimated Amount	2020		
					Department Requested	2020 Manager Recommend	2020 Town Council Adopted
2090.40.4780.501.5199.130	Other Payroll Expenses Interfund Payroll Transfers	-	-	2,783	-	-	-
2090.45.4550.501.5199.130	Other Payroll Expenses Interfund Payroll Transfers	-	-	1,042	-	-	-
2090.45.4550.501.5209.101	Auto Fuel Expense Town Vehicles	-	150	204	-	-	-
2090.45.4740.501.5199.130	Other Payroll Expenses Interfund Payroll Transfers	-	-	2,063	-	-	-
2090.45.4740.501.5202.100	Operating Supplies General	-	599	599	-	-	-
2090.45.4740.501.5209.101	Auto Fuel Expense Town Vehicles	-	235	338	-	-	-
2090.45.4743.501.5199.130	Other Payroll Expenses Interfund Payroll Transfers	-	-	1,403	-	-	-
2090.45.4750.501.5105	Salaries - Overtime/FLSA	-	72,000	-	-	-	-
2090.45.4750.501.5199.130	Other Payroll Expenses Interfund Payroll Transfers	-	-	60,051	-	-	-
2090.45.4750.501.5202.100	Operating Supplies General	-	3,300	3,899	-	-	-
2090.45.4750.501.5209.101	Auto Fuel Expense Town Vehicles	-	1,871	3,662	-	-	-
2090.45.4750.501.5214.100	Repair and Maint Service General	-	-	17,779	-	-	-
2090.45.4750.501.5215.131	Rents and Leases Street Maintenance Equipment	-	9,500	20,341	-	-	-
2090.45.4750.501.5216.100	Communications General Services	-	167	167	-	-	-
2090.45.4750.501.5304	Furniture & Equipment	-	1,294	1,294	-	-	-
2090.55.4800.501.5199.130	Other Payroll Expenses Interfund Payroll Transfers	-	-	19,977	-	-	-
2090.60.4975.501.5199.130	Other Payroll Expenses Interfund Payroll Transfers	-	-	251	-	-	-
501	FEMA - TOP Emergency Response B2	-	492,561	557,514	-	-	-
502	FEMA EMMA Mutual Aid EOC - B3&4	-	-	-	-	-	-
	2090.00.0000.502.5213.100	Professional/Contract Services General	-	155,000	80,000	-	-
	2090.00.0000.502.5224	Travel Expenses - Lodging, Airfare, Incidentals	-	1,500	1,060	-	-
502	FEMA EMMA Mutual Aid EOC - B3&4	-	156,500	81,060	-	-	-
503	FEMA - Firearm Removal	-	-	-	-	-	-
	2090.30.4520.503.5199.130	Other Payroll Expenses Interfund Payroll Transfers	-	-	-	10,000	10,000
	2090.30.4520.503.5202.100	Operating Supplies General	-	-	-	500	500
	2090.30.4520.503.5213.100	Professional/Contract Services General	-	-	-	1,500	1,500
	2090.30.4520.503.5215.100	Rents and Leases Miscellaneous	-	-	-	1,200	1,200
503	FEMA - Firearm Removal	-	-	-	-	13,200	13,200
504	FEMA Safety Assessment (SAP) B10	-	-	-	-	-	-
	2090.00.0000.504.5202.100	Operating Supplies General	-	2,000	2,356	-	-
	2090.00.0000.504.5223.105	Meals and Refreshments Emergencies and Meetings	-	-	96	-	-
	2090.00.0000.504.5224	Travel Expenses - Lodging, Airfare, Incidentals	-	10,000	13,668	-	-
504	FEMA Safety Assessment (SAP) B10	-	12,000	16,120	-	-	-
505	FEMA Toxic Debris Removal A2&3	-	-	-	-	-	-
	2090.45.4750.505.5220.100	Employee Development General	-	4,207	4,877	-	-
505	FEMA Toxic Debris Removal A2&3	-	4,207	4,877	-	-	-
506	FEMA Administrative Costs Z1	-	-	-	-	-	-

**TOWN OF PARADISE**  
**Fiscal Year 2019/20 Budget**

Account Number	Description	2018 Actual Amount	2019 Amended Budget	2019 Estimated Amount	2020		
					Department Requested	2020 Manager Recommend	2020 Town Council Adopted
2090.00.0000.506.5209.105	Auto Fuel Expense Employee Personal Vehicle Use	-	-	5	-	-	-
2090.00.0000.506.5213.100	Professional/Contract Services General	-	-	330,358	300,000	300,000	300,000
2090.25.4400.506.5199.130	Other Payroll Expenses Interfund Payroll Transfers	-	-	8,500	-	-	-
2090.40.4730.506.5199.130	Other Payroll Expenses Interfund Payroll Transfers	-	-	455	-	-	-
2090.45.4740.506.5199.130	Other Payroll Expenses Interfund Payroll Transfers	-	-	835	-	-	-
2090.45.4743.506.5199.130	Other Payroll Expenses Interfund Payroll Transfers	-	-	348	-	-	-
2090.45.4750.506.5199.130	Other Payroll Expenses Interfund Payroll Transfers	-	-	11,094	-	-	-
2090.55.4800.506.5199.130	Other Payroll Expenses Interfund Payroll Transfers	-	-	32	-	-	-
2090.60.4975.506.5199.130	Other Payroll Expenses Interfund Payroll Transfers	-	-	358	-	-	-
506	FEMA Administrative Costs Z1	-	-	351,985	300,000	300,000	300,000
507	FEMA Haz Tree Removal (P2) - A1	-	-	-	300,000	300,000	300,000
2090.00.0000.507.5213.100	Professional/Contract Services General	-	-	-	-	-	-
2090.45.4750.507.5220.100	Employee Development General	-	-	1,300	-	-	-
2090.45.4750.507.5304	Furniture & Equipment	-	-	8,750	-	-	-
507	FEMA Haz Tree Removal (P2) - A1	-	-	10,050	300,000	300,000	300,000
508	FEMA - Culverts - C1-10	-	400,000	319,284	100,000	100,000	100,000
2090.00.0000.508.5213.100	Professional/Contract Services General	-	-	77	-	-	-
2090.45.4740.508.5199.130	Other Payroll Expenses Interfund Payroll Transfers	-	-	23,024	300,000	300,000	300,000
2090.45.4740.508.5213.100	Professional/Contract Services General	-	-	621	500	500	500
2090.45.4740.508.5218.100	Advertising General	-	-	17	-	-	-
2090.45.4743.508.5199.130	Other Payroll Expenses Interfund Payroll Transfers	-	-	1,089	-	-	-
2090.45.4750.508.5199.130	Other Payroll Expenses Interfund Payroll Transfers	-	-	6	-	-	-
2090.45.4750.508.5202.100	Operating Supplies General	-	-	1	-	-	-
2090.45.4750.508.5203.100	Repairs and Maint Supplies General	-	-	446	-	-	-
2090.55.4800.508.5199.130	Other Payroll Expenses Interfund Payroll Transfers	-	-	-	-	-	-
508	FEMA - Culverts - C1-10	-	400,000	344,565	400,500	400,500	400,500
509	FEMA - Non Fed Aid Roads - C2	-	-	24,500	20,000	20,000	20,000
2090.45.4743.509.5213.100	Professional/Contract Services General	-	-	20,801	-	-	-
2090.45.4750.509.5203.100	Repairs and Maint Supplies General	-	-	1,935	-	-	-
2090.45.4750.509.5213.100	Professional/Contract Services General	-	-	47,236	20,000	20,000	20,000
509	FEMA - Non Fed Aid Roads - C2	-	-	-	-	-	-
510	FEMA Town/Public Facilities E1	-	36	36	-	-	-
2090.00.0000.510.5203.100	Repairs and Maint Supplies General	-	1,729	3,711	-	-	-
2090.00.0000.510.5213.100	Professional/Contract Services General	-	1,765	3,747	-	-	-
510	FEMA Town/Public Facilities E1	-	-	-	-	-	-
511	FEMA - Town Equipment - E	-	-	-	5,000	5,000	5,000
2090.00.0000.511.5304	Furniture & Equipment	-	-	-	-	-	-



**TOWN OF PARADISE**  
**Fiscal Year 2019/20 Budget**

Account Number	Description	2018 Actual Amount	2019 Amended Budget	2019 Estimated Amount	2020		
					Department Requested	2020 Manager Recommend	2020 Town Council Adopted
511	FEMA - Town Equipment - E	-	-	-	5,000	5,000	5,000
512	FEMA Barricades, Signs, Poles E						
	2090.00.0000.512.5203.100	Repairs and Maint Supplies General	-	4	-	-	-
	2090.00.0000.512.5304	Furniture & Equipment	9,635	9,635	-	-	-
	2090.45.4750.512.5203.100	Repairs and Maint Supplies General	363	4,892	-	-	-
	2090.45.4750.512.5213.100	Professional/Contract Services General	9,873	110,373	-	-	-
512	FEMA Barricades, Signs, Poles E	-	19,871	124,904	-	-	-
513	FEMA Town Trails & Bikepaths - E						
	2090.45.4740.513.5213.100	Professional/Contract Services General	12,327	12,327	-	-	-
513	FEMA Town Trails & Bikepaths - E	-	12,327	12,327	-	-	-
514	FEMA Irrigation & Entry ways G2						
	2090.45.4750.514.5203.100	Repairs and Maint Supplies General	-	5	-	-	-
	2090.45.4750.514.5213.100	Professional/Contract Services General	150	300	-	-	-
514	FEMA Irrigation & Entry ways G2	-	150	305	-	-	-
551	Insurance - Facilities Lost Use						
	2090.00.0000.551.5202.100	Operating Supplies General	664	664	-	-	-
	2090.00.0000.551.5213.100	Professional/Contract Services General	6,591	6,929	-	-	-
	2090.00.0000.551.5214.100	Repair and Maint Service General	-	400	-	-	-
	2090.00.0000.551.5215.100	Rents and Leases Miscellaneous	7,775	7,831	-	-	-
	2090.20.4202.551.5202.100	Operating Supplies General	64	64	-	-	-
	2090.20.4202.551.5213.100	Professional/Contract Services General	584	584	-	-	-
	2090.20.4202.551.5216.100	Communications General Services	3,076	5,922	-	-	-
	2090.20.4202.551.5304	Furniture & Equipment	4,728	4,728	-	-	-
	2090.30.4530.551.5202.100	Operating Supplies General	1,222	435	-	-	-
	2090.30.4530.551.5210.100	Postage General	-	100	-	-	-
	2090.30.4530.551.5304	Furniture & Equipment	-	2,148	-	-	-
	2090.45.4750.551.5203.100	Repairs and Maint Supplies General	714	714	-	-	-
	2090.45.4750.551.5215.100	Rents and Leases Miscellaneous	1,023	-	-	-	-
551	Insurance - Facilities Lost Use	-	26,441	30,519	-	-	-
552	Insurance Facility Rest & Repair						
	2090.00.0000.552.5202.100	Operating Supplies General	215	280	-	-	-
	2090.00.0000.552.5203.100	Repairs and Maint Supplies General	10	10	-	-	-
	2090.00.0000.552.5213.100	Professional/Contract Services General	-	82,255	-	-	-
	2090.00.0000.552.5214.100	Repair and Maint Service General	350,000	502,344	-	-	-
	2090.00.0000.552.5304	Furniture & Equipment	1,500	791	-	-	-
	2090.20.4202.552.5202.100	Operating Supplies General	-	262	-	-	-
	2090.20.4202.552.5304	Furniture & Equipment	-	7,309	-	-	-

**TOWN OF PARADISE**  
**Fiscal Year 2019/20 Budget**

Account Number	Description	2018 Actual Amount	2019 Amended Budget	2019 Estimated Amount	2020		
					Department Requested	2020 Manager Recommend	2020 Town Council Adopted
2090.30.4510.552.5214.100	Repair and Maint Service General	-	-	175	-	-	-
2090.45.4740.552.5218.100	Advertising General	-	-	146	-	-	-
552	Insurance Facility Rest & Repair	-	351,725	593,572	-	-	-
553	Insurance Facility Contents Repl	-	-	-	-	-	-
2090.20.4202.553.5304	Furniture & Equipment	-	2,069	2,069	-	-	-
2090.30.4540.553.5202.100	Operating Supplies General	-	-	115	-	-	-
2090.45.4750.553.5201.100	Office Supplies General	-	-	38	-	-	-
2090.45.4750.553.5202.100	Operating Supplies General	-	1,981	12,105	-	-	-
553	Insurance Facility Contents Repl	-	4,050	14,327	-	-	-
554	Insurance Facility Yard Equip	-	-	-	-	-	-
2090.45.4750.554.5202.100	Operating Supplies General	-	-	2,976	10,000	10,000	10,000
2090.45.4750.554.5203.100	Repairs and Maint Supplies General	-	15,000	1,905	-	-	-
2090.45.4750.554.5215.100	Rents and Leases Miscellaneous	-	-	12,205	-	-	-
2090.45.4750.554.5304	Furniture & Equipment	-	50,000	5,832	50,000	50,000	50,000
554	Insurance Facility Yard Equip	-	65,000	22,918	60,000	60,000	60,000
556	Insurance Veh & Equip Repair/Rep	-	-	-	-	-	-
Insura 2090.00.0000.556.5214.100	Repair and Maint Service General	-	-	6,919	-	-	-
Insura 2090.00.0000.556.5910.100	Transfers Out To Capital Projects	-	-	-	1,439,200	1,439,200	1,439,200
Insura 2090.30.4520.556.5214.100	Repair and Maint Service General	-	-	1,566	-	-	-
Insura 2090.30.4530.556.5203.116	Repairs and Maint Supplies Communications	-	19,895	19,895	-	-	-
Insura 2090.30.4550.556.5203.100	Repairs and Maint Supplies General	-	-	1,037	-	-	-
Insura 2090.30.4550.556.5214.100	Repair and Maint Service General	-	-	-	50,000	50,000	50,000
Insura 2090.40.4730.556.5202.100	Operating Supplies General	-	17	17	-	-	-
Insura 2090.45.4550.556.5203.100	Repairs and Maint Supplies General	-	-	1,767	-	-	-
Insura 2090.45.4550.556.5214.100	Repair and Maint Service General	-	-	5,092	-	-	-
Insura 2090.45.4743.556.5203.100	Repairs and Maint Supplies General	-	174	174	-	-	-
Insura 2090.45.4750.556.5202.100	Operating Supplies General	-	10,000	6,019	-	-	-
Insura 2090.45.4750.556.5203.100	Repairs and Maint Supplies General	-	16	9,251	-	-	-
Insura 2090.45.4750.556.5214.100	Repair and Maint Service General	-	30,000	23,017	-	-	-
Insura 2090.45.4750.556.5304	Furniture & Equipment	-	10,000	21,131	-	-	-
556	Insurance Veh & Equip Repair/Rep	-	70,102	95,885	1,489,200	1,489,200	1,489,200
557	Insurance - Hrly Payroll Replace	-	-	-	-	-	-
2090.40.4730.557.5213.100	Professional/Contract Services General	-	-	127	-	-	-
557	Insurance - Hrly Payroll Replace	-	-	127	-	-	-
558	Insurance Extra Expense	-	-	-	-	-	-
2090.00.0000.558.5202.100	Operating Supplies General	-	-	225	-	-	-
2090.00.0000.558.5213.100	Professional/Contract Services General	-	25,000	25,230	-	-	-

**TOWN OF PARADISE**  
**Fiscal Year 2019/20 Budget**

Account Number	Description	2018 Actual Amount	2019 Amended Budget	2019 Estimated Amount	2020		
					Department Requested	2020 Manager Recommend	2020 Town Council Adopted
2090.00.0000.558.5218.100	Advertising General	-	-	829	-	-	-
2090.00.0000.558.5304	Furniture & Equipment	-	-	579	-	-	-
2090.35.4610.558.5213.100	Professional/Contract Services General	-	-	2,473	-	-	-
2090.40.4730.558.5213.100	Professional/Contract Services General	-	-	108,027	-	-	-
2090.45.4747.558.5214.100	Repair and Maint Service General	-	-	8,300	16,600	16,600	16,600
558	Insurance Extra Expense	-	25,000	145,663	16,600	16,600	16,600
559	Insurance - Infrastructure	-	-	-	-	-	-
2090.45.4740.559.5213.100	Professional/Contract Services General	-	-	52,197	-	-	-
2090.45.4750.559.5203.100	Repairs and Maint Supplies General	-	-	625	-	-	-
559	Insurance - Infrastructure	-	-	52,822	-	-	-
560	Insurance Claim Preparation	-	-	-	-	-	-
2090.00.0000.560.5213.100	Professional/Contract Services General	-	-	180,475	80,000	80,000	80,000
560	Insurance Claim Preparation	-	-	180,475	80,000	80,000	80,000
561	HMGP Administration	-	-	-	-	-	-
2090.00.0000.561.5213.100	Professional/Contract Services General	-	-	10,000	50,000	50,000	50,000
561	HMGP Administration	-	-	10,000	50,000	50,000	50,000
562	Insurance - Water Purity Project	-	-	-	-	-	-
2090.00.0000.562.5202.100	Operating Supplies General	-	-	2,194	-	-	-
2090.00.0000.562.5203.100	Repairs and Maint Supplies General	-	-	620	-	-	-
2090.00.0000.562.5213.100	Professional/Contract Services General	-	-	33,688	-	-	-
2090.00.0000.562.5304	Furniture & Equipment	-	-	2,633	-	-	-
562	Insurance - Water Purity Project	-	-	39,135	-	-	-
570	NV Grant-Community Plan & Vision	-	-	-	-	-	-
2090.00.0000.570.5213.100	Professional/Contract Services General	-	-	320,000	-	-	-
570	NV Grant-Community Plan & Vision	-	-	320,000	-	-	-
571	NV Grant - Communication & PR	-	-	-	-	-	-
2090.00.0000.571.5213.100	Professional/Contract Services General	-	-	22,263	79,952	79,952	79,952
571	NV Grant - Communication & PR	-	-	22,263	79,952	79,952	79,952
572	NV Grant-Animal Control & Shelte	-	-	-	-	-	-
2090.30.4540.572.5304	Furniture & Equipment	-	-	17,992	6,726	6,726	6,726
572	NV Grant-Animal Control & Shelte	-	-	17,992	6,726	6,726	6,726
590	Disaster Management	-	-	-	-	-	-
2090.65.4205.590.5101	Salaries - Permanent	-	-	-	96,096	96,096	96,096
2090.65.4205.590.5106.100	Incentives & Admin Leave Administrative Leave	-	-	-	5,544	5,544	5,544
2090.65.4205.590.5107	Car Allowance/Mileage	-	-	-	2,400	2,400	2,400
2090.65.4205.590.5111	Medicare	-	-	-	1,509	1,509	1,509
2090.65.4205.590.5112.101	Retirement Contribution PERS	-	-	-	7,660	7,660	7,660

**TOWN OF PARADISE**  
**Fiscal Year 2019/20 Budget**

Account Number	Description	2018 Actual Amount	2019 Amended Budget	2019 Estimated Amount	2020		
					Department Requested	2020 Manager Recommend	2020 Town Council Adopted
2090.65.4205.590.5113	Worker's Compensation	-	-	-	1,276	1,276	1,276
2090.65.4205.590.5114.101	Health Insurance Medical	-	-	-	15,797	15,797	15,797
2090.65.4205.590.5116.101	Life and Disability Insurance Life & Disab.	-	-	-	946	946	946
2090.65.4205.590.5202.100	Operating Supplies General	-	-	-	1,500	1,500	1,500
2090.65.4205.590.5220.100	Employee Development General	-	-	-	15,272	15,272	15,272
2090.65.4205.590.5304	Furniture & Equipment	-	-	-	2,000	2,000	2,000
590	Disaster Management	-	-	-	150,000	150,000	150,000
<b>EXPENSES Total</b>		-	2,138,046	3,604,594	3,021,178	3,021,178	3,021,178
<b>Fund Total: 2090 - Camp Fire Recovery</b>		-	(2,138,046)	1,321,641	(1,367,173)	(1,367,173)	(1,367,173)
<b>ENDING FUND BALANCE</b>		-	(2,138,046)	1,321,641	(45,532)	(45,532)	(45,532)

FY 2019/20

Town Clerk

**TOWN OF PARADISE  
Fiscal Year 2019/20 Budget**

Account Number	Description	2018 Actual Amount	2019 Amended Budget	2019 Estimated Amount	2020 Department Requested	2020 Manager Recommend	2020 Town Council Adopted
<b>Fund: 1010 - General Fund</b>							
<b>Department: 15 - Town Clerk</b>							
<b>Program: 4100 - Town Clerk</b>							
<b>Expenditures</b>							
	5100 Personnel Services	168,664	190,075	187,762	208,178	208,178	208,178
	5200 Supplies and Services	11,769	35,046	39,381	24,272	24,272	24,272
	5300 Capital Outlay	-	-	-	-	-	-
	5500 Debt Service	-	-	-	-	-	-
Total Expenditures		180,432	225,121	227,143	232,450	232,450	232,450
<b>Revenues</b>							
	Service Fees						
	Fines and Forfeitures						
	Other						
Total Revenues		-	-	-	-	-	-
Net General Fund Support		180,432	225,121	227,143	232,450	232,450	232,450

**Fiscal Year 2019-2020 Personnel Allocation**

Position/Title	Weekly Hours	Percent Allocated	Part Time	Allocated Wages & Benefits
Town Clerk	40	100%	1.00	139,909
Administrative Analyst	40	100%	1.00	51,073
	Total		2	190,982

**TOWN OF PARADISE**  
**Fiscal Year 2019/20 Budget**

Account Number	Description	2018 Actual Amount	2019 Amended Budget	2019 Estimated Amount	2020 Department Requested	2020 Manager Recommend	2020 Town Council Adopted
Fund: 1010 - General Fund							
EXPENSES							
Department: 15 - Town Clerk							
Program: 4100 - Town Clerk							
5101	Salaries - Permanent	105,311	121,680	119,378	128,875	128,875	128,875
5105	Salaries - Overtime/FLSA	44	-	2,922	-	-	-
5106.100	Incentives & Admin Leave Administrative Leave	3,324	3,631	3,631	3,741	3,741	3,741
5111	Medicare	1,481	1,817	1,719	1,923	1,923	1,923
5112.101	Retirement Contribution PERS	25,734	29,499	29,109	43,071	43,071	43,071
5113	Worker's Compensation	1,401	1,561	1,578	1,711	1,711	1,711
5114.101	Health Insurance Medical	15,510	17,126	16,939	17,126	17,126	17,126
5114.102	Health Insurance Dental	1,187	-	-	-	-	-
5114.103	Health Insurance Vision	128	-	-	-	-	-
5116.101	Life and Disability Insurance Life & Disab.	487	1,601	1,585	1,581	1,581	1,581
5116.102	Life and Disability Insurance Long Term/Short Term Disability	1,009	-	-	-	-	-
5119.100	Retiree Costs Medical Insurance	13,048	13,160	13,211	10,150	10,150	10,150
5199.130	Other Payroll Expenses Interfund Payroll Transfers	-	-	(2,310)	-	-	-
5201.100	Office Supplies General	57	250	325	175	175	175
5202.100	Operating Supplies General	261	175	172	235	235	235
5204	Subscriptions and Code Books	843	200	59	155	155	155
5210.100	Postage General	118	50	85	150	150	150
5213.100	Professional/Contract Services General	8,020	8,148	7,600	14,118	14,118	14,118
5214.100	Repair and Maint Service General	427	3,333	3,310	3,499	3,499	3,499
5218.100	Advertising General	2,026	2,075	4,400	5,000	5,000	5,000
5219.100	Printing General	17	-	-	-	-	-
5220.100	Employee Development General	-	-	330	940	940	940
5221	Election-County Services	-	20,815	23,100	-	-	-
EXPENSE GRAND Totals:		180,432	225,121	227,143	232,450	232,450	232,450



# Town of Paradise

## Budget Transactions Report

### Budget Year of 2019/20

G/L Account	Transaction	Number of Units	Cost per Unit	Total Amount
<b>EXPENSES</b>				
Fund 1010 - General Fund				
Department 15 - Town Clerk				
Program 4100 - Town Clerk				
Account 5119.100 - Retiree Costs Medical Insurance				
1010.15.4100.5119.100	Retiree Health Premium	1.0000	10,150.00	10,150.00
	Account 5119.100 - Retiree Costs Medical Insurance Totals	Transactions	1	<u>\$10,150.00</u>
Account 5201.100 - Office Supplies General				
1010.15.4100.5201.100	Employee Recognitions, Notebooks, Name Plates, Labels, Misc.	1.0000	175.00	175.00
	Account 5201.100 - Office Supplies General Totals	Transactions	1	<u>\$175.00</u>
Account 5202.100 - Operating Supplies General				
1010.15.4100.5202.100	Election Supplies	1.0000	60.00	60.00
1010.15.4100.5202.100	Supplies for Clerk's Bizhub	1.0000	175.00	175.00
	Account 5202.100 - Operating Supplies General Totals	Transactions	2	<u>\$235.00</u>
Account 5204 - Subscriptions and Code Books				
1010.15.4100.5204	Election Code	1.0000	55.00	55.00
1010.15.4100.5204	Local Newspaper	1.0000	100.00	100.00
	Account 5204 - Subscriptions and Code Books Totals	Transactions	2	<u>\$155.00</u>
Account 5210.100 - Postage General				
1010.15.4100.5210.100	Postage	1.0000	150.00	150.00
	Account 5210.100 - Postage General Totals	Transactions	1	<u>\$150.00</u>
Account 5213.100 - Professional/Contract Services General				
1010.15.4100.5213.100	AgendaPal	12.0000	399.00	4,788.00
1010.15.4100.5213.100	Municipal Code - Admin Support Fee	1.0000	350.00	350.00
1010.15.4100.5213.100	Municipal Code - Online Web Hosting Services	1.0000	500.00	500.00
1010.15.4100.5213.100	Municipal Code - Supplement/Electronic Updates	1.0000	3,000.00	3,000.00
1010.15.4100.5213.100	Munimetrix	12.0000	39.99	480.00
1010.15.4100.5213.100	Public Records Request Management Software	1.0000	5,000.00	5,000.00
	Account 5213.100 - Professional/Contract Services General Totals	Transactions	6	<u>\$14,118.00</u>
Account 5214.100 - Repair and Maint Service General				





# Town of Paradise

Budget Transactions Report  
Budget Year of 2019/20

G/L Account	Transaction	Number of Units	Cost per Unit	Total Amount
1010.15.4100.5214.100	Accela Maintenance Renewal	1.0000	2,700.00	2,700.00
1010.15.4100.5214.100	Adobe Acrobat Renewal	2.0000	207.50	415.00
1010.15.4100.5214.100	Clerk's Bizhub Maintenance	12.0000	32.00	384.00
	Account 5214.100 - Repair and Maint Service General Totals	Transactions	3	<u>\$3,499.00</u>
	Account 5218.100 - Advertising General			
1010.15.4100.5218.100	Legal Notices	1.0000	1,000.00	1,000.00
1010.15.4100.5218.100	Ordinance Publications	1.0000	4,000.00	4,000.00
	Account 5218.100 - Advertising General Totals	Transactions	2	<u>\$5,000.00</u>
	Account 5220.100 - Employee Development General			
1010.15.4100.5220.100	2nd Notary certification	1.0000	600.00	600.00
1010.15.4100.5220.100	City Clerks Association - Dues	1.0000	130.00	130.00
1010.15.4100.5220.100	International Institute of Municipal Clerks - Dues	1.0000	210.00	210.00
	Account 5220.100 - Employee Development General Totals	Transactions	3	<u>\$940.00</u>

FY 2019/20  
Legal Services

**TOWN OF PARADISE**  
**Fiscal Year 2019/20 Budget**

Account Number	Description	2018 Actual Amount	2019 Amended Budget	2019 Estimated Amount	2020 Department Requested	2020 Manager Recommend	2020 Town Council Adopted
<b>Fund: 1010 - General Fund</b>							
<b>Department: 20 - Administrative Services</b>							
<b>Program: 4300 - Legal Services</b>							
<b>Expenditures</b>							
	5100 Personnel Services	-	-	-	-	-	-
	5200 Supplies and Services	182,312	199,906	194,196	194,306	194,306	194,306
	5300 Capital Outlay	-	-	-	-	-	-
	5500 Debt Service	-	-	-	-	-	-
Total Expenditures		182,312	199,906	194,196	194,306	194,306	194,306
<b>Revenues</b>							
	Service Fees						
	Fines and Forfeitures						
	Other						
Total Revenues		-	-	-	-	-	-
Net General Fund Support		182,312	199,906	194,196	194,306	194,306	194,306

**TOWN OF PARADISE  
Fiscal Year 2019/20 Budget**

<b>Account Number</b>	<b>Description</b>	<b>2018 Actual Amount</b>	<b>2019 Amended Budget</b>	<b>2019 Estimated Amount</b>	<b>2020 Department Requested</b>	<b>2020 Manager Recommend</b>	<b>2020 Town Council Adopted</b>
Fund: 1010 - General Fund							
EXPENSES							
Department: 20 - Administrative Services							
Program: 4300 - Legal Services							
5210.100	Postage General	-	10	-	10	10	10
5213.100	Professional/Contract Services General	182,312	199,896	194,196	194,296	194,296	194,296
EXPENSE GRAND Totals:		182,312	199,906	194,196	194,306	194,306	194,306



# Town of Paradise

Budget Transactions Report  
Budget Year of 2019/20

G/L Account	Transaction	Number of Units	Cost per Unit	Total Amount	
<b>EXPENSES</b>					
Fund 1010 - General Fund					
Department 20 - Administrative Services					
Program 4300 - Legal Services					
Account 5210.100 - Postage General					
1010.20.4300.5210.100	Postage	1.0000	10.00	10.00	
		Account 5210.100 - Postage General Totals	Transactions	1	<u>\$10.00</u>
Account 5213.100 - Professional/Contract Services General					
1010.20.4300.5213.100	Liebert Cassidy Whitmore Consortium	1.0000	4,500.00	4,500.00	
1010.20.4300.5213.100	Other Legal Costs	1.0000	4,000.00	4,000.00	
1010.20.4300.5213.100	Town Attorney contract	12.0000	15,483.00	185,796.00	
		Account 5213.100 - Professional/Contract Services General Totals	Transactions	3	<u>\$194,296.00</u>

FY 2019/20

## Administrative Services

Central Services, Information Technology, Finance, Human Resources,  
Facility Rentals, Emergency Operations & Business and Housing

**TOWN OF PARADISE**  
**Fiscal Year 2019/20 Budget**

Account Number	Description	2018 Actual Amount	2019 Amended Budget	2019 Estimated Amount	2020 Department Requested	2020 Manager Recommend	2020 Town Council Adopted
<b>Fund: 1010 - General Fund</b>							
<b>Department: 20 - Administrative Services</b>							
<b>Program: 4201 - Central Services</b>							
<b>Expenditures</b>							
	5100 Personnel Services	55,341	56,728	56,492	58,353	58,353	58,353
	5200 Supplies and Services	355,362	337,418	334,441	359,310	359,310	359,310
	5300 Capital Outlay	20,688	-	-	-	-	-
	5500 Debt Service	4,250	4,250	4,199	4,250	4,250	4,250
Total Expenditures		435,642	398,396	395,132	421,913	421,913	421,913
<b>Revenues</b>							
	Service Fees						
	Fines and Forfeitures						
	Other						
Total Revenues		-	-	-	-	-	-
Net General Fund Support		435,642	398,396	395,132	421,913	421,913	421,913

**Fiscal Year 2019-2020 Personnel Allocation**

Position/Title	Weekly Hours	Percent Allocated	Full Time Equiv	Allocated Wages & Benefits
Financial Services Analyst	36	100%	0.90	58,517
		Total	0.90	58,517

**TOWN OF PARADISE  
Fiscal Year 2019/20 Budget**

Account Number	Description	2018 Actual Amount	2019 Amended Budget	2019 Estimated Amount	2020		
					Department Requested	2020 Manager Recommend	2020 Town Council Adopted
Fund: 1010 - General Fund							
EXPENSES							
Department: 20 - Administrative Services							
Program: 4201 - Central Services							
5101	Salaries - Permanent	39,049	40,154	40,621	41,352	41,352	41,352
5105	Salaries - Overtime/FLSA	-	-	654	-	-	-
5111	Medicare	469	582	543	600	600	600
5112.101	Retirement Contribution PERS	3,081	2,895	2,930	3,286	3,286	3,286
5113	Worker's Compensation	483	515	521	549	549	549
5114.101	Health Insurance Medical	10,410	11,922	11,732	11,922	11,922	11,922
5114.102	Health Insurance Dental	1,196	-	-	-	-	-
5114.103	Health Insurance Vision	124	-	-	-	-	-
5116.101	Life and Disability Insurance Life & Disab.	159	660	565	644	644	644
5116.102	Life and Disability Insurance Long Term/Short Term Disability	371	-	-	-	-	-
5199.130	Other Payroll Expenses Interfund Payroll Transfers	-	-	(1,074)	-	-	-
5202.100	Operating Supplies General	2,950	2,840	2,898	3,240	3,240	3,240
5203.100	Repairs and Maint Supplies General	2,420	2,000	1,356	1,750	1,750	1,750
5209.101	Auto Fuel Expense Town Vehicles	-	-	2,500	2,500	2,500	2,500
5210.100	Postage General	41	30	-	50	50	50
5211.135	Utilities Water and Sewer	905	940	570	528	528	528
5211.137	Utilities Electric and Gas	26,285	30,000	24,000	29,500	29,500	29,500
5212.100	Insurance General	217,180	209,918	210,229	221,961	221,961	221,961
5213.100	Professional/Contract Services General	57,698	39,935	42,920	45,301	45,301	45,301
5214.100	Repair and Maint Service General	14,301	14,318	12,102	14,454	14,454	14,454
5215.100	Rents and Leases Miscellaneous	1,593	1,593	1,618	1,552	1,552	1,552
5218.100	Advertising General	248	50	-	100	100	100
5219.100	Printing General	1,282	500	954	1,000	1,000	1,000
5223.105	Meals and Refreshments Emergencies and Meetings	115	-	-	-	-	-
5225	Bank Fees and Charges	2	-	-	-	-	-
5260	Miscellaneous	30,342	35,294	35,294	37,374	37,374	37,374
5303	Improvements	20,688	-	-	-	-	-
5500	Bond Payments - Fiscal Agent	4,250	4,250	4,199	4,250	4,250	4,250
EXPENSE GRAND Totals:		435,642	398,396	395,132	421,913	421,913	421,913





# Town of Paradise

Budget Transactions Report  
Budget Year of 2019/20

G/L Account	Transaction	Number of Units	Cost per Unit	Total Amount
<b>EXPENSES</b>				
Fund	1010 - General Fund			
Department	20 - Administrative Services			
Program	4201 - Central Services			
Account	5202.100 - Operating Supplies General			
1010.20.4201.5202.100	Bottled Water for Town Hall	1.0000	1,000.00	1,000.00
1010.20.4201.5202.100	Copy/Printer Paper	1.0000	1,900.00	1,900.00
1010.20.4201.5202.100	Credit Card Machine Supplies	1.0000	40.00	40.00
1010.20.4201.5202.100	Postage Meter Supplies	1.0000	300.00	300.00
	Account 5202.100 - Operating Supplies General Totals	Transactions	4	<u>\$3,240.00</u>
Account	5203.100 - Repairs and Maint Supplies General			
1010.20.4201.5203.100	Town Hall Facility Repairs	1.0000	750.00	750.00
1010.20.4201.5203.100	Town Hall Janitorial Supplies	1.0000	1,000.00	1,000.00
	Account 5203.100 - Repairs and Maint Supplies General Totals	Transactions	2	<u>\$1,750.00</u>
Account	5209.101 - Auto Fuel Expense Town Vehicles			
1010.20.4201.5209.101	Fuel for errands in Town Hall vehicle	1.0000	2,500.00	2,500.00
	Account 5209.101 - Auto Fuel Expense Town Vehicles Totals	Transactions	1	<u>\$2,500.00</u>
Account	5210.100 - Postage General			
1010.20.4201.5210.100	Postage	1.0000	50.00	50.00
	Account 5210.100 - Postage General Totals	Transactions	1	<u>\$50.00</u>
Account	5211.135 - Utilities Water and Sewer			
1010.20.4201.5211.135	Town Hall Water Service	12.0000	43.98	527.76
	Account 5211.135 - Utilities Water and Sewer Totals	Transactions	1	<u>\$527.76</u>
Account	5211.137 - Utilities Electric and Gas			
1010.20.4201.5211.137	Town Hall Electric and Gas Service	1.0000	29,500.00	29,500.00
	Account 5211.137 - Utilities Electric and Gas Totals	Transactions	1	<u>\$29,500.00</u>
Account	5212.100 - Insurance General			
1010.20.4201.5212.100	Crime Premium	1.0000	2,025.00	2,025.00
1010.20.4201.5212.100	General Liability Insurance	1.0000	186,425.00	186,425.00
1010.20.4201.5212.100	Mobile Equipment Program Premium	1.0000	13,511.00	13,511.00



# Town of Paradise

## Budget Transactions Report

### Budget Year of 2019/20

G/L Account	Transaction	Number of Units	Cost per Unit	Total Amount
1010.20.4201.5212.100	Property Insurance Program	1.0000	20,000.00	20,000.00
	Account 5212.100 - Insurance General Totals	Transactions	4	\$221,961.00
	Account 5213.100 - Professional/Contract Services General			
1010.20.4201.5213.100	2018/19 Independent Financial Audit	1.0000	34,200.00	34,200.00
1010.20.4201.5213.100	Collection Agency Fees	1.0000	1,000.00	1,000.00
1010.20.4201.5213.100	HDL - Sales Tax Audit	1.0000	3,100.00	3,100.00
1010.20.4201.5213.100	OPEB Actuarial Report	1.0000	2,500.00	2,500.00
1010.20.4201.5213.100	Pension Obligation Actuarial Report	1.0000	2,100.00	2,100.00
1010.20.4201.5213.100	Town Property Appraisals	1.0000	2,401.00	2,401.00
	Account 5213.100 - Professional/Contract Services General Totals	Transactions	6	\$45,301.00
	Account 5214.100 - Repair and Maint Service General			
1010.20.4201.5214.100	Facility Repairs	1.0000	500.00	500.00
1010.20.4201.5214.100	Fire Extinguisher Maintenance	1.0000	390.00	390.00
1010.20.4201.5214.100	Heating and Air-Conditioning Maintenance	1.0000	3,500.00	3,500.00
1010.20.4201.5214.100	Pest Control Services	1.0000	380.00	380.00
1010.20.4201.5214.100	Town Hall - Alarm Monitoring and Maintenance	1.0000	774.00	774.00
1010.20.4201.5214.100	Town Hall - Generator Permit	1.0000	260.00	260.00
1010.20.4201.5214.100	Town Hall - Janitorial Services	1.0000	8,400.00	8,400.00
1010.20.4201.5214.100	Town Hall - Postage Machine Maintenance	1.0000	250.00	250.00
	Account 5214.100 - Repair and Maint Service General Totals	Transactions	8	\$14,454.00
	Account 5215.100 - Rents and Leases Miscellaneous			
1010.20.4201.5215.100	Postage Machine Rental	12.0000	129.31	1,551.72
	Account 5215.100 - Rents and Leases Miscellaneous Totals	Transactions	1	\$1,551.72
	Account 5218.100 - Advertising General			
1010.20.4201.5218.100	Bid Advertising	1.0000	100.00	100.00
	Account 5218.100 - Advertising General Totals	Transactions	1	\$100.00
	Account 5219.100 - Printing General			
1010.20.4201.5219.100	Envelopes	1.0000	700.00	700.00
1010.20.4201.5219.100	Stationary	1.0000	300.00	300.00



# Town of Paradise

Budget Transactions Report  
Budget Year of 2019/20

G/L Account	Transaction	Number of Units	Cost per Unit	Total Amount
	Account 5219.100 - Printing General Totals	Transactions	2	\$1,000.00
	Account 5260 - Miscellaneous			
1010.20.4201.5260	Butte Local Agency Formation Commission (LAFCO)	1.0000	36,779.00	36,779.00
1010.20.4201.5260	Town's Annual Septic Operating Permit Fees	1.0000	595.00	595.00
	Account 5260 - Miscellaneous Totals	Transactions	2	\$37,374.00
	Account 5500 - Bond Payments - Fiscal Agent			
1010.20.4201.5500	Pension Obligation Bond (POB) Fiscal Agent Fees	1.0000	4,250.00	4,250.00
	Account 5500 - Bond Payments - Fiscal Agent Totals	Transactions	1	\$4,250.00

**TOWN OF PARADISE**  
**Fiscal Year 2019/20 Budget**

Account Number	Description	2018 Actual Amount	2019 Amended Budget	2019 Estimated Amount	2020 Department Requested	2020 Manager Recommend	2020 Town Council Adopted
<b>Fund: 1010 - General Fund</b>							
<b>Department: 20 - Administrative Services</b>							
<b>Program: 4202 - Information Technology</b>							
<b>Expenditures</b>							
	5100 Personnel Services	40,937	29,831	(19,070)	(100,000)	(100,000)	(100,000)
	5200 Supplies and Services	135,871	173,748	154,220	226,977	226,977	226,977
	5300 Capital Outlay	2,633	10,000	-	19,000	19,000	19,000
	5500 Debt Service	36,631	34,470	34,836	27,000	27,000	27,000
Total Expenditures		216,072	248,049	169,986	172,977	172,977	172,977
<b>Revenues</b>							
	Service Fees						
	Fines and Forfeitures						
	Other						
Total Revenues		-	-	-	-	-	-
Net Income							
Transfers In							
Transfers (Out)		-	-	-	-	-	-
Net General Fund Support		216,072	248,049	169,986	172,977	172,977	172,977

**TOWN OF PARADISE**  
**Fiscal Year 2019/20 Budget**

Account Number	Description	2018 Actual Amount	2019 Amended Budget	2019 Estimated Amount	2020 Department Requested	2020 Manager Recommend	2020 Town Council Adopted
Fund: 1010 - General Fund							
EXPENSES							
Department: 20 - Administrative Services							
Program: 4202 - Information Technology							
5101	Salaries - Permanent	92,526	49,335	51,168	-	-	-
5102	Salaries - Temporary	-	160	160	-	-	-
5105	Salaries - Overtime/FLSA	-	-	17,354	-	-	-
5106.100	Incentives & Admin Leave Administrative Leave	3,916	2,205	2,205	-	-	-
5111	Medicare	1,494	715	1,310	-	-	-
5112.101	Retirement Contribution PERS	20,723	26,814	27,010	-	-	-
5113	Worker's Compensation	1,146	1,289	1,289	-	-	-
5114.101	Health Insurance Medical	5,205	3,036	3,036	-	-	-
5116.101	Life and Disability Insurance Life & Disab.	243	566	477	-	-	-
5116.102	Life and Disability Insurance Long Term/Short Term Disability	684	-	-	-	-	-
5122	Accrual Bank Payoff	-	15,711	15,711	-	-	-
5199.130	Other Payroll Expenses Interfund Payroll Transfers	-	-	(13,790)	-	-	-
5199.199	Other Fund Support IT-Serv from Tech Fee	(85,000)	(70,000)	(125,000)	(100,000)	(100,000)	(100,000)
5202.100	Operating Supplies General	12,806	5,000	3,747	4,560	4,560	4,560
5203.100	Repairs and Maint Supplies General	8	-	-	-	-	-
5209.101	Auto Fuel Expense Town Vehicles	1,160	49	223	-	-	-
5209.105	Auto Fuel Expense Employee Personal Vehicle Use	-	8	8	-	-	-
5210.100	Postage General	32	100	29	100	100	100
5213.100	Professional/Contract Services General	17,331	63,250	31,877	106,522	106,522	106,522
5214.100	Repair and Maint Service General	56,936	61,022	68,515	72,065	72,065	72,065
5215.106	Rents and Leases Copiers	4,730	4,730	4,713	4,713	4,713	4,713
5216.100	Communications General Services	37,283	37,730	43,749	36,117	36,117	36,117
5218.100	Advertising General	191	69	69	-	-	-
5220.100	Employee Development General	3,625	280	280	1,800	1,800	1,800
5223.105	Meals and Refreshments Emergencies and Meetings	-	10	10	-	-	-
5225	Bank Fees and Charges	1,770	1,500	1,000	1,100	1,100	1,100
5304	Furniture & Equipment	2,633	10,000	-	19,000	19,000	19,000
5501	Debt Service Payment - Principal	36,631	34,470	34,836	27,000	27,000	27,000
EXPENSE GRAND Totals:		216,072	248,049	169,986	172,977	172,977	172,977



# Town of Paradise

## Budget Transactions Report

### Budget Year of 2019/20

G/L Account	Transaction	Number of Units	Cost per Unit	Total Amount
<b>EXPENSES</b>				
Fund	1010 - General Fund			
Department	20 - Administrative Services			
Program	4202 - Information Technology			
Account	5202.100 - Operating Supplies General			
1010.20.4202.5202.100	Cables/Extensions/Peripheral Supplies	1.0000	1,000.00	1,000.00
1010.20.4202.5202.100	Keyboard/Mouse/Monitors/Various Accessories	1.0000	3,000.00	3,000.00
1010.20.4202.5202.100	UPS Replacements	1.0000	500.00	500.00
1010.20.4202.5202.100	USB 3.0 Flash Drives	1.0000	60.00	60.00
	Account 5202.100 - Operating Supplies General Totals	Transactions	4	\$4,560.00
Account	5210.100 - Postage General			
1010.20.4202.5210.100	Postage for Returns	1.0000	100.00	100.00
	Account 5210.100 - Postage General Totals	Transactions	1	\$100.00
Account	5213.100 - Professional/Contract Services General			
1010.20.4202.5213.100	Electronic Sign Maintenance	1.0000	750.00	750.00
1010.20.4202.5213.100	GIC Annual Contract Services	1.0000	11,500.00	11,500.00
1010.20.4202.5213.100	IT Professional Support - Public Safety	12.0000	4,284.00	51,408.00
1010.20.4202.5213.100	IT Professional Support - Town Hall	12.0000	3,572.00	42,864.00
	Account 5213.100 - Professional/Contract Services General Totals	Transactions	4	\$106,522.00
Account	5214.100 - Repair and Maint Service General			
1010.20.4202.5214.100	Accela - Allocated Directly to Programs	1.0000	.01	.00
1010.20.4202.5214.100	Copier/Printer Maintenance	1.0000	9,000.00	9,000.00
1010.20.4202.5214.100	Journyx Renewal	1.0000	3,360.00	3,360.00
1010.20.4202.5214.100	Network Email Solutions - Make it Paradise	12.0000	46.50	558.00
1010.20.4202.5214.100	New World Systems Renewal	1.0000	50,689.00	50,689.00
1010.20.4202.5214.100	Shortel Renewal	1.0000	3,000.00	3,000.00
1010.20.4202.5214.100	Simplivity Hardware/Software Maintenance	1.0000	3,382.00	3,382.00
1010.20.4202.5214.100	Webroot Secure Anywhere Renewal	1.0000	2,076.00	2,076.00
	Account 5214.100 - Repair and Maint Service General Totals	Transactions	8	\$72,065.00
Account	5215.106 - Rents and Leases Copiers			



# Town of Paradise

Budget Transactions Report  
Budget Year of 2019/20

G/L Account	Transaction	Number of Units	Cost per Unit	Total Amount
1010.20.4202.5215.106	Town Hall Copiers (2)	1.0000	4,713.00	4,713.00
	Account 5215.106 - Rents and Leases Copiers Totals	Transactions	1	\$4,713.00
	Account 5216.100 - Communications General Services			
1010.20.4202.5216.100	AT&T Cellular Connections	12.0000	89.46	1,073.52
1010.20.4202.5216.100	AT&T Local and Long Distance Telephone	12.0000	1,000.00	12,000.00
1010.20.4202.5216.100	AT&T Repeater Circuits	12.0000	231.40	2,776.80
1010.20.4202.5216.100	AT&T Site-to Site Fiber	12.0000	1,113.66	13,363.92
1010.20.4202.5216.100	Comcast Internet Service	12.0000	501.32	6,015.84
1010.20.4202.5216.100	Livestream Renewal	1.0000	499.00	499.00
1010.20.4202.5216.100	Website Hosting - Business, Sewer & Town	1.0000	387.00	387.00
	Account 5216.100 - Communications General Services Totals	Transactions	7	\$36,116.08
	Account 5220.100 - Employee Development General			
1010.20.4202.5220.100	Accela Training	1.0000	1,800.00	1,800.00
	Account 5220.100 - Employee Development General Totals	Transactions	1	\$1,800.00
	Account 5225 - Bank Fees and Charges			
1010.20.4202.5225	Online Processing Fees	1.0000	1,100.00	1,100.00
	Account 5225 - Bank Fees and Charges Totals	Transactions	1	\$1,100.00
	Account 5304 - Furniture & Equipment			
1010.20.4202.5304	Logs-LIVE/TEST SQL Server OS Upgrade	1.0000	19,000.00	19,000.00
	Account 5304 - Furniture & Equipment Totals	Transactions	1	\$19,000.00
	Account 5501 - Debt Service Payment - Principal			
1010.20.4202.5501	(B) SB IT Infrastructure Consolidation & Replacement - FP 06/20	4.0000	6,187.44	24,749.76
1010.20.4202.5501	(I) WA Virtualize Accela Hosts - final pmt 09/19	1.0000	2,249.92	2,249.92
	Account 5501 - Debt Service Payment - Principal Totals	Transactions	2	\$26,999.68

**TOWN OF PARADISE  
Fiscal Year 2019/20 Budget**

Account Number	Description	2018 Actual Amount	2019 Amended Budget	2019 Estimated Amount	2020 Department Requested	2020 Manager Recommend	2020 Town Council Adopted
<b>Fund: 1010 - General Fund</b>							
<b>Department: 25 - Finance</b>							
<b>Program: 4400 - Finance</b>							
<b>Expenditures</b>							
	5100 Personnel Services	206,661	228,680	223,267	264,743	264,743	264,743
	5200 Supplies and Services	5,276	4,507	4,165	4,421	4,421	4,421
	5300 Capital Outlay	-	2,400	579	1,650	1,650	1,650
	5500 Debt Service	212	53	53	-	-	-
<b>Total Expenditures</b>		<b>212,149</b>	<b>235,640</b>	<b>228,064</b>	<b>270,814</b>	<b>270,814</b>	<b>270,814</b>
<b>Revenues</b>							
	Service Fees						
	Fines and Forfeitures						
	Other						
<b>Total Revenues</b>		<b>-</b>	<b>-</b>	<b>-</b>	<b>-</b>	<b>-</b>	<b>-</b>
<b>Net General Fund Support</b>		<b>212,149</b>	<b>235,640</b>	<b>228,064</b>	<b>270,814</b>	<b>270,814</b>	<b>270,814</b>

**Fiscal Year 2019-2020 Personnel Allocation**

Position/Title	Weekly Hours	Percent Allocated	Full Time Equiv	Allocated Wages & Benefits
Finance/Administrative Services Director	40	90%	0.90	161,841
Senior Accountant	40	78%	0.78	71,180
Financial Services Analyst	36	0%	0.00	-
	<b>Total</b>		<b>1.68</b>	<b>233,021</b>

**Allocation to Other Programs**

Finance/Administrative Services Director	BSWW 4%; Gas Tax 4%; Transp 2%
Senior Accountant	BSWW 4%; BHS 5%; Gas Tax 10%; Transp 3%
Financial Services Analyst	Cent Svcs 100%



**TOWN OF PARADISE  
Fiscal Year 2019/20 Budget**

Account Number	Description	2018 Actual Amount	2019 Amended Budget	2019 Estimated Amount	2020		
					Department Requested	2020 Manager Recommend	2020 Town Council Adopted
Fund: 1010 - General Fund							
EXPENSES							
Department: 25 - Finance							
Program: 4400 - Finance							
5101	Salaries - Permanent	134,220	146,411	146,901	157,997	157,997	157,997
5105	Salaries - Overtime/FLSA	110	-	5,729	-	-	-
5106.100	Incentives & Admin Leave Administrative Leave	4,845	5,309	5,309	5,718	5,718	5,718
5106.200	Incentives & Admin Leave Gym Reimbursement	70	-	-	-	-	-
5107	Car Allowance/Mileage	2,040	2,066	2,063	2,160	2,160	2,160
5111	Medicare	2,071	2,230	2,293	2,405	2,405	2,405
5112.101	Retirement Contribution PERS	24,536	33,945	33,295	50,192	50,192	50,192
5113	Worker's Compensation	1,663	1,878	1,899	2,097	2,097	2,097
5114.101	Health Insurance Medical	8,484	11,010	15,107	18,796	18,796	18,796
5114.102	Health Insurance Dental	2,173	-	-	-	-	-
5114.103	Health Insurance Vision	198	-	-	-	-	-
5116.101	Life and Disability Insurance Life & Disab.	503	1,689	1,620	1,689	1,689	1,689
5116.102	Life and Disability Insurance Long Term/Short Term Disability	1,028	-	-	-	-	-
5119.100	Retiree Costs Medical Insurance	24,722	24,142	23,223	23,689	23,689	23,689
5199.130	Other Payroll Expenses Interfund Payroll Transfers	-	-	(14,172)	-	-	-
5201.100	Office Supplies General	111	50	30	50	50	50
5202.100	Operating Supplies General	741	230	100	230	230	230
5210.100	Postage General	1,524	1,550	1,200	1,400	1,400	1,400
5213.100	Professional/Contract Services General	1,044	1,075	1,310	1,216	1,216	1,216
5218.100	Advertising General	109	150	112	100	100	100
5219.100	Printing General	1,389	1,200	1,161	1,165	1,165	1,165
5220.100	Employee Development General	357	252	252	260	260	260
5304	Furniture & Equipment	-	2,400	579	1,650	1,650	1,650
5501	Debt Service Payment - Principal	212	53	53	-	-	-
EXPENSE GRAND Totals:		212,149	235,640	228,064	270,814	270,814	270,814



# Town of Paradise

## Budget Transactions Report

### Budget Year of 2019/20

G/L Account	Transaction	Number of Units	Cost per Unit	Total Amount
<b>EXPENSES</b>				
Fund 1010 - General Fund				
Department 25 - Finance				
Program 4400 - Finance				
Account 5119.100 - Retiree Costs Medical Insurance				
1010.25.4400.5119.100	Retiree Health Premium	1.0000	23,689.00	23,689.00
	Account 5119.100 - Retiree Costs Medical Insurance Totals	Transactions	1	<u>\$23,689.00</u>
Account 5201.100 - Office Supplies General				
1010.25.4400.5201.100	Office Supplies (Batteries, Lead, Highlighters, etc.)	1.0000	50.00	50.00
	Account 5201.100 - Office Supplies General Totals	Transactions	1	<u>\$50.00</u>
Account 5202.100 - Operating Supplies General				
1010.25.4400.5202.100	Folders, Labels & Other Supplies	1.0000	50.00	50.00
1010.25.4400.5202.100	Toner	1.0000	180.00	180.00
	Account 5202.100 - Operating Supplies General Totals	Transactions	2	<u>\$230.00</u>
Account 5210.100 - Postage General				
1010.25.4400.5210.100	Postage for AR & AP	1.0000	1,400.00	1,400.00
	Account 5210.100 - Postage General Totals	Transactions	1	<u>\$1,400.00</u>
Account 5213.100 - Professional/Contract Services General				
1010.25.4400.5213.100	Locate Plus - AR Person Finder	1.0000	700.00	700.00
1010.25.4400.5213.100	Shred Service	12.0000	43.00	516.00
	Account 5213.100 - Professional/Contract Services General Totals	Transactions	2	<u>\$1,216.00</u>
Account 5218.100 - Advertising General				
1010.25.4400.5218.100	Bid Ad for services or products	1.0000	100.00	100.00
	Account 5218.100 - Advertising General Totals	Transactions	1	<u>\$100.00</u>
Account 5219.100 - Printing General				
1010.25.4400.5219.100	Print AP Checks	1.0000	920.00	920.00
1010.25.4400.5219.100	Print Payroll Checks	1.0000	245.00	245.00
	Account 5219.100 - Printing General Totals	Transactions	2	<u>\$1,165.00</u>
Account 5220.100 - Employee Development General				
1010.25.4400.5220.100	CSMFO Dues	1.0000	110.00	110.00



# Town of Paradise

Budget Transactions Report  
Budget Year of 2019/20

G/L Account	Transaction	Number of Units	Cost per Unit	Total Amount
1010.25.4400.5220.100	New World User Group Meeting	1.0000	150.00	150.00
	Account 5220.100 - Employee Development General Totals	Transactions	2	\$260.00
	Account 5304 - Furniture & Equipment			
1010.25.4400.5304	Finance Director Laptop Replacement	1.0000	1,650.00	1,650.00
	Account 5304 - Furniture & Equipment Totals	Transactions	1	\$1,650.00

**TOWN OF PARADISE  
Fiscal Year 2019/20 Budget**

Account Number	Description	2018 Actual Amount	2019 Amended Budget	2019 Estimated Amount	2020 Department Requested	2020 Manager Recommend	2020 Town Council Adopted
<b>Fund: 1010 - General Fund</b>							
<b>Department: 20 - Administrative Services</b>							
<b>Program: 4203 - HR and Risk Management</b>							
<b>Expenditures</b>							
	5100 Personnel Services	100,197	114,015	112,781	129,044	129,044	129,044
	5200 Supplies and Services	6,705	5,681	5,658	5,684	5,684	5,684
	5300 Capital Outlay	-	-	-	-	-	-
	5500 Debt Service	-	-	-	-	-	-
Total Expenditures		106,902	119,696	118,439	134,728	134,728	134,728
<b>Revenues</b>							
	Service Fees						
	Fines and Forfeitures						
	Other						
Total Revenues		-	-	-	-	-	-
Net General Fund Support		106,902	119,696	118,439	134,728	134,728	134,728

**Fiscal Year 2019-2020 Personnel Allocation**

Position/Title	Weekly Hours	Percent Allocated	Full Time Equiv	Allocated Wages & Benefits
HR/Risk Manager	36	100%	0.90	120,017

**TOWN OF PARADISE**  
**Fiscal Year 2019/20 Budget**

Account Number	Description	2018 Actual Amount	2019 Amended Budget	2019 Estimated Amount	2020		
					Department Requested	2020 Manager Recommend	2020 Town Council Adopted
Fund: 1010 - General Fund							
EXPENSES							
Department: 20 - Administrative Services							
Program: 4203 - HR and Risk Management							
5101	Salaries - Permanent	62,149	67,294	67,764	71,516	71,516	71,516
5105	Salaries - Overtime/FLSA	-	-	1,680	-	-	-
5106.100	Incentives & Admin Leave Administrative Leave	1,825	3,216	2,449	3,480	3,480	3,480
5111	Medicare	796	1,022	965	1,087	1,087	1,087
5112.101	Retirement Contribution PERS	13,959	21,342	21,392	31,998	31,998	31,998
5113	Worker's Compensation	770	863	873	949	949	949
5114.101	Health Insurance Medical	13,532	15,871	15,805	15,871	15,871	15,871
5114.102	Health Insurance Dental	2,092	-	-	-	-	-
5114.103	Health Insurance Vision	177	-	-	-	-	-
5116.101	Life and Disability Insurance Life & Disab.	260	932	921	943	943	943
5116.102	Life and Disability Insurance Long Term/Short Term Disability	575	-	-	-	-	-
5119.120	Retiree Costs PERS 1959 Survivor Benefits	4,061	3,475	3,475	3,200	3,200	3,200
5199.130	Other Payroll Expenses Interfund Payroll Transfers	-	-	(2,543)	-	-	-
5201.100	Office Supplies General	-	14	14	20	20	20
5202.100	Operating Supplies General	390	284	270	285	285	285
5204	Subscriptions and Code Books	4,830	3,500	3,500	3,500	3,500	3,500
5210.100	Postage General	16	30	21	25	25	25
5213.100	Professional/Contract Services General	1,469	1,853	1,853	1,854	1,854	1,854
EXPENSE GRAND Totals:		106,902	119,696	118,439	134,728	134,728	134,728



# Town of Paradise

## Budget Transactions Report

### Budget Year of 2019/20

G/L Account	Transaction	Number of Units	Cost per Unit	Total Amount
<b>EXPENSES</b>				
Fund	1010 - General Fund			
Department	20 - Administrative Services			
Program	4203 - HR and Risk Management			
Account	5119.120 - Retiree Costs PERS 1959 Survivor Benefits			
1010.20.4203.5119.120	PERS Survivor Benefits	1.0000	3,200.00	3,200.00
	Account 5119.120 - Retiree Costs PERS 1959 Survivor Benefits Totals	Transactions	1	<u>\$3,200.00</u>
Account	5201.100 - Office Supplies General			
1010.20.4203.5201.100	Office Supplies - Pens, Notebooks, Post its	1.0000	20.00	20.00
	Account 5201.100 - Office Supplies General Totals	Transactions	1	<u>\$20.00</u>
Account	5202.100 - Operating Supplies General			
1010.20.4203.5202.100	Cal Biz Government Posters	1.0000	80.00	80.00
1010.20.4203.5202.100	Printer Cartridges	1.0000	180.00	180.00
1010.20.4203.5202.100	Safety Supplies	1.0000	25.00	25.00
	Account 5202.100 - Operating Supplies General Totals	Transactions	3	<u>\$285.00</u>
Account	5204 - Subscriptions and Code Books			
1010.20.4203.5204	CalOpps Applicant Recruiting and Tracking	1.0000	3,500.00	3,500.00
	Account 5204 - Subscriptions and Code Books Totals	Transactions	1	<u>\$3,500.00</u>
Account	5210.100 - Postage General			
1010.20.4203.5210.100	Postage for Employee and Applicant Letters	1.0000	25.00	25.00
	Account 5210.100 - Postage General Totals	Transactions	1	<u>\$25.00</u>
Account	5213.100 - Professional/Contract Services General			
1010.20.4203.5213.100	Employee Assistance Program (All Employees)	4.0000	463.32	1,853.28
	Account 5213.100 - Professional/Contract Services General Totals	Transactions	1	<u>\$1,853.28</u>

**TOWN OF PARADISE**  
**Fiscal Year 2019/20 Budget**

Account Number	Description	2018 Actual Amount	2019 Amended Budget	2019 Estimated Amount	2020 Department Requested	2020 Manager Recommend	2020 Town Council Adopted
<b>Fund: 1010 - General Fund</b>							
<b>Department: 25 - Finance</b>							
<b>Program: 5005 - Rental Properties</b>							
<b>Expenditures</b>							
	5100 Personnel Services	-	-	-	-	-	-
	5200 Supplies and Services	3,198	1,734	1,634	540	540	540
	5300 Capital Outlay	-	-	-	-	-	-
	5500 Debt Service	17,202	15,769	17,202	-	-	-
Total Expenditures		20,400	17,503	18,836	540	540	540
<b>Revenues</b>							
	Service Fees						
	Fines and Forfeitures						
	Other						
Total Revenues		-	-	-	-	-	-
Net General Fund Support		20,400	17,503	18,836	540	540	540

**TOWN OF PARADISE**  
**Fiscal Year 2019/20 Budget**

Account Number	Description	2018 Actual Amount	2019 Amended Budget	2019 Estimated Amount	2020		
					Department Requested	2020 Manager Recommend	2020 Town Council Adopted
Fund: 1010 - General Fund							
EXPENSES							
Department: 25 - Finance							
Program: 5005 - Rental Properties							
5203.100	Repairs and Maint Supplies General	13	(1,346)	-	-	-	-
5211.175	Utilities Rental Properties	2,705	2,600	1,474	540	540	540
5214.100	Repair and Maint Service General	480	480	160	-	-	-
5501	Debt Service Payment - Principal	17,202	15,769	17,202	-	-	-
EXPENSE GRAND Totals:		20,400	17,503	18,836	540	540	540





# Town of Paradise

Budget Transactions Report  
Budget Year of 2019/20

G/L Account	Transaction	Number of Units	Cost per Unit	Total Amount
<b>EXPENSES</b>				
Fund 1010 - General Fund				
Department 25 - Finance				
Program 5005 - Rental Properties				
Account 5211.175 - Utilities Rental Properties				
1010.25.5005.5211.175	Water - 5619 Black Olive	12.0000	45.00	540.00
	Account 5211.175 - Utilities Rental Properties Totals	Transactions	1	<u>\$540.00</u>

**TOWN OF PARADISE**  
**Fiscal Year 2019/20 Budget**

Account Number	Description	2018 Actual Amount	2019 Amended Budget	2019 Estimated Amount	2020 Department Requested	2020 Manager Recommend	2020 Town Council Adopted
<b>Fund: 1010 - General Fund</b>							
<b>Department: 35 - Fire</b>							
<b>Program: 4615 - Emergency Operations Center</b>							
<b>Expenditures</b>							
	5100 Personnel Services	-	-	-	-	-	-
	5200 Supplies and Services	10,464	12,997	12,954	10,757	10,757	10,757
	5300 Capital Outlay	-	-	(30)	-	-	-
	5500 Debt Service	-	-	-	-	-	-
Total Expenditures		10,464	12,997	12,924	10,757	10,757	10,757
<b>Revenues</b>							
	Service Fees						
	Fines and Forfeitures						
	Other						
Total Revenues		-	-	-	-	-	-
Net General Fund Support		10,464	12,997	12,924	10,757	10,757	10,757

**TOWN OF PARADISE  
Fiscal Year 2019/20 Budget**

Account Number	Description	2020				
		2018 Actual Amount	2019 Amended Budget	2019 Estimated Amount	Department Requested	2020 Manager Recommend
Fund: 1010 - General Fund						
EXPENSES						
Department: 35 - Fire						
Program: 4615 - Fire - EOC						
5202.100	Operating Supplies General	-	150	89	150	150
5203.100	Repairs and Maint Supplies General	-	2,100	2,100	-	-
5209.101	Auto Fuel Expense Town Vehicles	-	220	220	-	-
5214.100	Repair and Maint Service General	4,760	4,760	4,760	4,760	4,760
5216.100	Communications General Services	5,527	5,588	5,606	5,672	5,672
5223.105	Meals and Refreshments Emergencies and Meetings	177	179	179	175	175
5304	Furniture & Equipment	-	-	(30)	-	-
EXPENSE GRAND Totals:		10,464	12,997	12,924	10,757	10,757



# Town of Paradise

Budget Transactions Report  
Budget Year of 2019/20

G/L Account	Transaction	Number of Units	Cost per Unit	Total Amount
<b>EXPENSES</b>				
Fund 1010 - General Fund				
Department 35 - Fire				
Program 4615 - Fire - EOC				
Account 5202.100 - Operating Supplies General				
1010.35.4615.5202.100	EOC Supplies	1.0000	150.00	150.00
	Account 5202.100 - Operating Supplies General Totals	Transactions	1	<u>\$150.00</u>
Account 5214.100 - Repair and Maint Service General				
1010.35.4615.5214.100	Emergency Contact Notification System	1.0000	4,760.00	4,760.00
	Account 5214.100 - Repair and Maint Service General Totals	Transactions	1	<u>\$4,760.00</u>
Account 5216.100 - Communications General Services				
1010.35.4615.5216.100	AM 1500	1.0000	120.00	120.00
1010.35.4615.5216.100	EOC Cell Phone	1.0000	4.32	4.32
1010.35.4615.5216.100	EOC Telephone Line	1.0000	248.16	248.16
1010.35.4615.5216.100	Equipment Tower Rental	1.0000	1,742.04	1,742.04
1010.35.4615.5216.100	Three Repeaters	1.0000	3,557.40	3,557.40
	Account 5216.100 - Communications General Services Totals	Transactions	5	<u>\$5,671.92</u>
Account 5223.105 - Meals and Refreshments Emergencies and Meetings				
1010.35.4615.5223.105	EOC Meals for Training or Incident	1.0000	175.00	175.00
	Account 5223.105 - Meals and Refreshments Emergencies and Meetings Totals	Transactions	1	<u>\$175.00</u>

**TOWN OF PARADISE**  
**Fiscal Year 2019/20 Budget**

Account Number	Description	2018 Actual Amount	2019 Amended Budget	2019 Estimated Amount	2020 Department Requested	2020 Manager Recommend	2020 Town Council Adopted
<b>Fund:</b> 2160 - Business & Housing Services							
<b>Department:</b> 55 - Business & Housing Services							
<b>Program:</b> 4800 - Development Services							
<b>Expenditures</b>							
	5100 Personnel Services	81,421	68,954	104,767	(426,022)	(426,022)	(426,022)
	5200 Supplies and Services	22,799	33,380	13,683	1,023,500	1,023,500	1,023,500
	5300 Capital Outlay	-	-	-	9,418	9,418	9,418
	5500 Debt Service	-	-	-	-	-	-
Total Expenditures		104,220	102,334	118,450	606,896	606,896	606,896
<b>Revenues</b>							
	Service Fees	-	-	-	-	-	-
	Fines and Forfeitures	-	-	-	-	-	-
	Other	1,941	100	300	-	-	-
Total Revenues		1,941	100	300	-	-	-
Net Income		(102,279)	(102,234)	(118,150)	(606,896)	(606,896)	(606,896)
Transfers In		104,077	105,162	294,357	824,613	824,613	824,613
Transfers (Out)		(42,526)	(48,366)	(52,487)	(79,895)	(79,895)	(79,895)
Ending Fund Balance		52,370	6,932	176,090	313,912	313,912	313,912

**Fiscal Year 2019-2020 Personnel Allocation**

Position/Title	Weekly Hours	Percent Allocated	Full Time Equiv	Allocated Wages & Benefits
Town Manager	40	22%	0.22	53,710
Housing Supervisor	40	100%	1.00	133,944
Housing Program Analyst	40	100%	1.00	41,752
Administrative Analyst II	40	65%	0.65	44,802
Senior Accountant	40	5%	0.05	4,563
		<b>Total</b>	<b>2.92</b>	<b>278,771</b>

**Allocation to Other Programs**

Town Manager    Tw'n Mngr 66%; BSWW 4%; Gas Tax 8%

Administrative Analyst II                              Tw'n Mngr 35%

Senior Accountant                                      Fin 78% ; BSWW 4%; Gas Tax 10%; Transp 3%

**TOWN OF PARADISE**  
**Fiscal Year 2019/20 Budget**

Account Number	Description	2020				
		2018 Actual Amount	2019 Amended Budget	2019 Estimated Amount	Department Requested	2020 Manager Recommend
Fund: 2160 - Business & Housing Services						
<b>REVENUES</b>						
Department: 55 - Business & Housing Services						
Program: 4800 - Development Services						
3320.100	Federal Revenue - Other Refunds and Reimbursements	83	-	-	-	-
3610.100	Interest Revenue Investments	1,072	100	-	-	-
3902.100	Miscellaneous Revenue General	785	-	300	-	-
3910.161	Transfers In From BHS HUD Revolving Loan Fund	2,750	3,557	62,538	9,950	9,950
3910.162	Transfers In From BHS Home Loan Repay Fund	41,487	17,662	165,611	269,754	269,754
3910.163	Transfers In From BHS Cal Home Loan Fund	8,613	3,500	36,410	14,700	14,700
3910.420	Transfers In From 2020 CalHome DA Grant	-	-	-	392,417	392,417
3910.614	Transfers In From 2014 Home Grant	46,028	-	7,524	-	-
3910.616	Transfers In From 2016 Home Grant	5,200	80,443	22,274	137,792	137,792
<b>REVENUES Total</b>		106,018	105,262	294,657	824,613	824,613
<b>EXPENSES</b>						
Department: 55 - Business & Housing Services						
Program: 4800 - Development Services						
5101	Salaries - Permanent	140,600	151,558	151,434	184,925	184,925
5102	Salaries - Temporary	-	19,814	5,047	-	-
5105	Salaries - Overtime/FLSA	7	-	10,126	-	-
5106.100	Incentives & Admin Leave Administrative Leave	5,047	5,358	5,357	5,518	5,518
5106.200	Incentives & Admin Leave Gym Reimbursement	5	-	-	-	-
5107	Car Allowance/Mileage	528	528	528	528	528
5111	Medicare	1,520	2,029	1,952	2,212	2,212
5112.101	Retirement Contribution PERS	26,562	38,878	38,869	58,098	58,098
5113	Worker's Compensation	1,736	1,944	1,966	2,455	2,455
5114.101	Health Insurance Medical	18,321	22,238	22,128	32,173	32,173
5114.102	Health Insurance Dental	3,296	-	-	-	-
5114.103	Health Insurance Vision	161	-	-	-	-
5116.101	Life and Disability Insurance Life & Disab.	497	1,771	1,080	2,206	2,206
5116.102	Life and Disability Insurance Long Term/Short Term Disability	583	-	-	-	-
5199.130	Other Payroll Expenses Interfund Payroll Transfers	(117,440)	(175,164)	(133,720)	(714,137)	(714,137)
5201.100	Office Supplies General	641	750	483	1,500	1,500
5202.100	Operating Supplies General	-	300	-	2,500	2,500

**TOWN OF PARADISE**  
**Fiscal Year 2019/20 Budget**

Account Number	Description	2020					
		2018 Actual Amount	2019 Amended Budget	2019 Estimated Amount	Department Requested	2020 Manager Recommend	2020 Town Council Adopted
5209.105	Auto Fuel Expense Employee Personal Vehicle Use	120	150	150	500	500	500
5210.100	Postage General	441	500	550	1,000	1,000	1,000
5213.100	Professional/Contract Services General	19,970	30,000	11,000	1,015,000	1,015,000	1,015,000
5214.100	Repair and Maint Service General	1,500	1,500	1,500	1,500	1,500	1,500
5219.100	Printing General	27	30	-	1,500	1,500	1,500
5260	Miscellaneous	100	150	-	-	-	-
5304	Furniture & Equipment	-	-	-	9,418	9,418	9,418
5910.010	Transfers Out To General Fund	40,026	45,866	52,487	79,895	79,895	79,895
5910.611	Transfers Out GASB 45 Retiree Medical Trust	2,500	2,500	-	-	-	-
<b>EXPENSES Total</b>		<b>146,746</b>	<b>150,700</b>	<b>170,937</b>	<b>686,791</b>	<b>686,791</b>	<b>686,791</b>
Fund Total: 2160 - Business & Housing Services		(40,728)	(45,438)	123,720	137,822	137,822	137,822
<b>ENDING FUND BALANCE</b>		<b>52,370</b>	<b>6,932</b>	<b>176,090</b>	<b>313,912</b>	<b>313,912</b>	<b>313,912</b>





# Town of Paradise

## Budget Transactions Report

### Budget Year of 2019/20

G/L Account	Transaction	Number of Units	Cost per Unit	Total Amount
<b>EXPENSES</b>				
Fund 2160 - Business & Housing Services				
Department 55 - Business & Housing Services				
Program 4800 - Development Services				
Account 5201.100 - Office Supplies General				
2160.55.4800.5201.100	Office Supplies For Housing Rebuilds	1.0000	1,500.00	1,500.00
		Transactions	1	<u>\$1,500.00</u>
	Account 5201.100 - Office Supplies General Totals			
Account 5202.100 - Operating Supplies General				
2160.55.4800.5202.100	Operating Supplies for Housing Rebuilds	1.0000	2,500.00	2,500.00
		Transactions	1	<u>\$2,500.00</u>
	Account 5202.100 - Operating Supplies General Totals			
Account 5209.105 - Auto Fuel Expense Employee Personal Vehicle Use				
2160.55.4800.5209.105	Personal Vehicle Use	1.0000	500.00	500.00
		Transactions	1	<u>\$500.00</u>
	Account 5209.105 - Auto Fuel Expense Employee Personal Vehicle Use Totals			
Account 5210.100 - Postage General				
2160.55.4800.5210.100	Misc postage	1.0000	1,000.00	1,000.00
		Transactions	1	<u>\$1,000.00</u>
	Account 5210.100 - Postage General Totals			
Account 5213.100 - Professional/Contract Services General				
2160.55.4800.5213.100	Consultants for Housing Grant Rebuild	1.0000	1,000,000.00	1,000,000.00
2160.55.4800.5213.100	Notary and Closing Fees	1.0000	15,000.00	15,000.00
		Transactions	2	<u>\$1,015,000.00</u>
	Account 5213.100 - Professional/Contract Services General Totals			
Account 5214.100 - Repair and Maint Service General				
2160.55.4800.5214.100	CDM Renewal	1.0000	1,500.00	1,500.00
		Transactions	1	<u>\$1,500.00</u>
	Account 5214.100 - Repair and Maint Service General Totals			
Account 5219.100 - Printing General				
2160.55.4800.5219.100	Printing Materials for Housing Rebuilds	1.0000	1,500.00	1,500.00
		Transactions	1	<u>\$1,500.00</u>
	Account 5219.100 - Printing General Totals			
Account 5304 - Furniture & Equipment				
2160.55.4800.5304	Computers & Monitors for Consultants	6.0000	1,569.60	9,417.60
		Transactions	1	<u>\$9,417.60</u>
	Account 5304 - Furniture & Equipment Totals			
Account 5910.010 - Transfers Out To General Fund				



# Town of Paradise

Budget Transactions Report  
Budget Year of 2019/20

G/L Account	Transaction	Number of Units	Cost per Unit	Total Amount
2160.55.4800.5910.010	Central Services Allocation	1.0000	38,738.00	38,738.00
2160.55.4800.5910.010	Legal Services	1.0000	3,450.00	3,450.00
2160.55.4800.5910.010	Pension Obligation Bond	1.0000	37,707.00	37,707.00
	Account 5910.010 - Transfers Out To General Fund Totals	Transactions	3	\$79,895.00

FY 2019/20

## Police Department

Administration, Operations, Public Safety  
Communications & Animal Control

**TOWN OF PARADISE  
Fiscal Year 2019/20 Budget**

Account Number	Description	2018 Actual Amount	2019 Amended Budget	2019 Estimated Amount	2020 Department Requested	2020 Manager Recommend	2020 Town Council Adopted
<b>Fund: 1010 - General Fund</b>							
<b>Department: 30 - Police</b>							
<b>Program: 4510 - Police Administration</b>							
<b>Expenditures</b>							
5100	Personnel Services	722,709	633,288	649,447	772,631	772,631	772,631
5200	Supplies and Services	121,216	111,621	100,666	115,279	115,279	115,279
5300	Capital Outlay	40,205	7,861	7,861	-	-	-
5500	Debt Service	424	510	510	-	-	-
<b>Total Expenditures</b>		<b>884,553</b>	<b>753,280</b>	<b>758,484</b>	<b>887,910</b>	<b>887,910</b>	<b>887,910</b>
<b>Revenues</b>							
	Service Fees						
	Fines and Forfeitures						
	Other						
<b>Total Revenues</b>		<b>-</b>	<b>-</b>	<b>-</b>	<b>-</b>	<b>-</b>	<b>-</b>
<b>Net General Fund Support</b>		<b>884,553</b>	<b>753,280</b>	<b>758,484</b>	<b>887,910</b>	<b>887,910</b>	<b>887,910</b>

**Fiscal Year 2019-2020 Personnel Allocation**

Position/Title	Weekly Hours	Percent Allocated	Full Time Equiv	Allocated Wages & Benefits
Police Chief	40	100%	1.00	452,684
Police Lieutenant	40	100%	1.00	172,575
Administrative Assistant III	36	100%	0.90	78,676
		Total	2.90	703,935

**TOWN OF PARADISE  
Fiscal Year 2019/20 Budget**

Account Number	Description	2018 Actual Amount	2019 Amended Budget	2019 Estimated Amount	2020 Department Requested	2020 Manager Recommend	2020 Town Council Adopted
Fund: 1010 - General Fund							
EXPENSES							
Department: 30 - Police							
Program: 4510 - Police Administration							
5101	Salaries - Permanent	307,051	251,102	256,859	266,358	266,358	266,358
5103.102	Differential Pay Out of Class	1,648	-	-	-	-	-
5104	Wages - PS Holiday Pay	13,748	10,788	11,331	11,629	11,629	11,629
5105	Salaries - Overtime/FLSA	496	-	21,982	-	-	-
5106.100	Incentives & Admin Leave Administrative Leave	15,059	12,447	19,507	13,418	13,418	13,418
5106.101	Incentives & Admin Leave School Incentive	16,916	13,474	12,995	14,275	14,275	14,275
5106.200	Incentives & Admin Leave Gym Reimbursement	540	240	90	90	90	90
5109.100	Allowances Uniform Allowance	2,480	1,860	1,860	1,860	1,860	1,860
5111	Medicare	5,278	4,204	4,670	4,527	4,527	4,527
5112.101	Retirement Contribution PERS	202,973	199,359	200,202	329,445	329,445	329,445
5113	Worker's Compensation	44,837	49,418	49,418	32,608	32,608	32,608
5114.101	Health Insurance Medical	32,964	28,471	28,959	35,188	35,188	35,188
5114.102	Health Insurance Dental	5,219	-	-	-	-	-
5114.103	Health Insurance Vision	457	-	-	-	-	-
5116.101	Life and Disability Insurance Life & Disab.	941	2,806	2,797	2,709	2,709	2,709
5116.102	Life and Disability Insurance Long Term/Short Term Disability	2,214	-	-	-	-	-
5119.100	Retiree Costs Medical Insurance	56,979	59,119	62,468	55,840	55,840	55,840
5122	Accrual Bank Payoff	12,908	-	-	4,684	4,684	4,684
5199.130	Other Payroll Expenses Interfund Payroll Transfers	-	-	(23,691)	-	-	-
5201.100	Office Supplies General	1,615	2,000	1,904	2,000	2,000	2,000
5202.100	Operating Supplies General	8,285	7,654	5,228	8,550	8,550	8,550
5203.100	Repairs and Maint Supplies General	2,305	3,000	1,837	2,000	2,000	2,000
5204	Subscriptions and Code Books	198	-	-	100	100	100
5210.100	Postage General	2,421	2,000	2,518	2,335	2,335	2,335
5211.135	Utilities Water and Sewer	1,111	1,010	900	1,036	1,036	1,036
5211.137	Utilities Electric and Gas	23,994	25,500	20,043	23,000	23,000	23,000
5211.139	Utilities Propane	135	800	879	1,436	1,436	1,436
5213.100	Professional/Contract Services General	31,021	27,522	24,198	12,810	12,810	12,810
5214.100	Repair and Maint Service General	29,085	25,797	27,981	28,779	28,779	28,779
5215.100	Rents and Leases Miscellaneous	565	566	565	565	565	565
5215.106	Rents and Leases Copiers	4,134	4,020	4,119	4,119	4,119	4,119

**TOWN OF PARADISE  
Fiscal Year 2019/20 Budget**

<b>Account Number</b>	<b>Description</b>	<b>2018 Actual Amount</b>	<b>2019 Amended Budget</b>	<b>2019 Estimated Amount</b>	<b>2020 Department Requested</b>	<b>2020 Manager Recommend</b>	<b>2020 Town Council Adopted</b>
5216.100	Communications General Services	7,472	7,600	8,903	24,454	24,454	24,454
5218.100	Advertising General	4,640	300	-	-	-	-
5219.100	Printing General	491	400	200	400	400	400
5220.100	Employee Development General	2,441	2,500	625	2,625	2,625	2,625
5223.105	Meals and Refreshments Emergencies and Meetings	708	400	335	550	550	550
5225	Bank Fees and Charges	520	552	431	520	520	520
5260	Miscellaneous	77	-	-	-	-	-
5303	Improvements	37,506	7,036	7,036	-	-	-
5304	Furniture & Equipment	2,699	825	825	-	-	-
5501	Debt Service Payment - Principal	424	510	510	-	-	-
<b>EXPENSE GRAND Totals:</b>		<b>884,553</b>	<b>753,280</b>	<b>758,484</b>	<b>887,910</b>	<b>887,910</b>	<b>887,910</b>



# Town of Paradise

## Budget Transactions Report

### Budget Year of 2019/20

G/L Account	Transaction	Number of Units	Cost per Unit	Total Amount
<b>EXPENSES</b>				
Fund 1010 - General Fund				
Department 30 - Police				
Program 4510 - Police Administration				
Account 5119.100 - Retiree Costs Medical Insurance				
1010.30.4510.5119.100	Retiree Health Premium	1.0000	59,119.00	59,119.00
	Account 5119.100 - Retiree Costs Medical Insurance Totals	Transactions	1	<u>\$59,119.00</u>
Account 5201.100 - Office Supplies General				
1010.30.4510.5201.100	General Office Supplies	1.0000	2,000.00	2,000.00
	Account 5201.100 - Office Supplies General Totals	Transactions	1	<u>\$2,000.00</u>
Account 5202.100 - Operating Supplies General				
1010.30.4510.5202.100	Camp Fire - Commemorative Pens & Hats	1.0000	2,500.00	2,500.00
1010.30.4510.5202.100	Cell Phone Equipment	1.0000	400.00	400.00
1010.30.4510.5202.100	Computer/Equipment Accessories	1.0000	250.00	250.00
1010.30.4510.5202.100	Copy Paper/Stationary	1.0000	1,200.00	1,200.00
1010.30.4510.5202.100	Department Meeting Photos	1.0000	600.00	600.00
1010.30.4510.5202.100	General Operating Supplies	1.0000	2,500.00	2,500.00
1010.30.4510.5202.100	Hazardous Disposal Containers	1.0000	500.00	500.00
1010.30.4510.5202.100	Special Awards/Plaques	1.0000	350.00	350.00
1010.30.4510.5202.100	Uniform Allowance - Admin. Assist.	1.0000	200.00	200.00
1010.30.4510.5202.100	VIPS Academy Supplies	1.0000	50.00	50.00
	Account 5202.100 - Operating Supplies General Totals	Transactions	10	<u>\$8,550.00</u>
Account 5203.100 - Repairs and Maint Supplies General				
1010.30.4510.5203.100	Facility & Equipment Supplies	1.0000	500.00	500.00
1010.30.4510.5203.100	Janitorial Supplies	1.0000	1,500.00	1,500.00
	Account 5203.100 - Repairs and Maint Supplies General Totals	Transactions	2	<u>\$2,000.00</u>
Account 5204 - Subscriptions and Code Books				
1010.30.4510.5204	Newspaper Renewal	1.0000	100.00	100.00
	Account 5204 - Subscriptions and Code Books Totals	Transactions	1	<u>\$100.00</u>
Account 5209.101 - Auto Fuel Expense Town Vehicles				



# Town of Paradise

Budget Transactions Report  
Budget Year of 2019/20

G/L Account	Transaction		Number of Units	Cost per Unit	Total Amount
1010.30.4510.5209.101	Fuel for Generator - Diesel		1.0000	100.00	100.00
		Account 5209.101 - Auto Fuel Expense Town Vehicles Totals	Transactions	1	<u>100.00</u>
	Account 5210.100 - Postage General				
1010.30.4510.5210.100	Postage/Shipping		1.0000	2,500.00	2,500.00
		Account 5210.100 - Postage General Totals	Transactions	1	<u>2,500.00</u>
	Account 5211.135 - Utilities Water and Sewer				
1010.30.4510.5211.135	Water - Black Olive Drive/Sierra Park		12.0000	86.32	1,035.84
		Account 5211.135 - Utilities Water and Sewer Totals	Transactions	1	<u>1,035.84</u>
	Account 5211.137 - Utilities Electric and Gas				
1010.30.4510.5211.137	Electricity - Black Olive Drive/Sierra Park		1.0000	23,000.00	23,000.00
		Account 5211.137 - Utilities Electric and Gas Totals	Transactions	1	<u>23,000.00</u>
	Account 5211.139 - Utilities Propane				
1010.30.4510.5211.139	Propane - Sawmill Peak		1.0000	800.00	800.00
		Account 5211.139 - Utilities Propane Totals	Transactions	1	<u>800.00</u>
	Account 5213.100 - Professional/Contract Services General				
1010.30.4510.5213.100	Biometrics - Livescan Relay Fees		1.0000	60.00	60.00
1010.30.4510.5213.100	Blood Draws		1.0000	1,500.00	1,500.00
1010.30.4510.5213.100	Certifion/Entersect		12.0000	109.95	1,319.40
1010.30.4510.5213.100	Evidence Recycle/Disposal		1.0000	500.00	500.00
1010.30.4510.5213.100	Generator Permit		1.0000	260.00	260.00
1010.30.4510.5213.100	Shred Service		12.0000	45.00	540.00
1010.30.4510.5213.100	Stericycle - Hazardous Waste Disposal		1.0000	400.00	400.00
1010.30.4510.5213.100	TB Testing Per OSHA Sworn/PSD/CSO/AC		1.0000	2,680.00	2,680.00
1010.30.4510.5213.100	Valley Toxicology -Drug/Alcohol Analysis		1.0000	5,550.00	5,550.00
		Account 5213.100 - Professional/Contract Services General Totals	Transactions	9	<u>12,809.40</u>
	Account 5214.100 - Repair and Maint Service General				
1010.30.4510.5214.100	APB Net (Critical Reach) 2019		1.0000	299.00	299.00
1010.30.4510.5214.100	Biometrics Annual 1/1/19-12/31/19		1.0000	1,411.00	1,411.00
1010.30.4510.5214.100	Citrix (group of 5 licenses)		1.0000	380.00	380.00





# Town of Paradise

Budget Transactions Report  
Budget Year of 2019/20

G/L Account	Transaction	Number of Units	Cost per Unit	Total Amount
1010.30.4510.5214.100	Cloud Badging License Renewal	1.0000	185.00	185.00
1010.30.4510.5214.100	Copier/Printer Maintenance	1.0000	2,700.00	2,700.00
1010.30.4510.5214.100	CopWare 2/2019 - 1/2020	1.0000	633.00	633.00
1010.30.4510.5214.100	Digital Persona (50 Lic Renewal) 5/1/19 - 4/30/20	1.0000	1,159.00	1,159.00
1010.30.4510.5214.100	Dragon Dictation License Renewal 2019 - 2020	1.0000	1,297.00	1,297.00
1010.30.4510.5214.100	Drinking Water Service	12.0000	45.00	540.00
1010.30.4510.5214.100	Entrance Mat Replacement	12.0000	67.78	813.36
1010.30.4510.5214.100	Esri 4/1/19 - 3/31/20	1.0000	1,236.00	1,236.00
1010.30.4510.5214.100	Facility Maintenance/Repairs/Septic Tank/Carpets/Floors	1.0000	750.00	750.00
1010.30.4510.5214.100	Fire Extinguisher Maintenance/Certification Annual	1.0000	800.00	800.00
1010.30.4510.5214.100	Janitorial Service	12.0000	1,110.00	13,320.00
1010.30.4510.5214.100	NetMotion 10/29/19 - 10/28/20	1.0000	1,350.00	1,350.00
1010.30.4510.5214.100	Pest Control	4.0000	55.00	220.00
1010.30.4510.5214.100	QuickBooks	1.0000	185.00	185.00
1010.30.4510.5214.100	Radio - Repairs/Maintenance - Mobile/Console	1.0000	1,000.00	1,000.00
1010.30.4510.5214.100	Voice Recorder Cleaning	1.0000	500.00	500.00
	Account 5214.100 - Repair and Maint Service General Totals	Transactions	19	\$28,778.36
	Account 5215.100 - Rents and Leases Miscellaneous			
1010.30.4510.5215.100	Postage Meter and Scale	1.0000	564.00	564.00
1010.30.4510.5215.100	Sawmill Peak Propane Tank	1.0000	1.00	1.00
	Account 5215.100 - Rents and Leases Miscellaneous Totals	Transactions	2	\$565.00
	Account 5215.106 - Rents and Leases Copiers			
1010.30.4510.5215.106	Copy Machines	1.0000	4,119.00	4,119.00
	Account 5215.106 - Rents and Leases Copiers Totals	Transactions	1	\$4,119.00
	Account 5216.100 - Communications General Services			
1010.30.4510.5216.100	Cell Service	1.0000	8,200.00	8,200.00
1010.30.4510.5216.100	Public Safety Radio Service (43 Units)(Admin, Opps, AC)	9.0000	1,806.00	16,254.00
	Account 5216.100 - Communications General Services Totals	Transactions	2	\$24,454.00
	Account 5219.100 - Printing General			



# Town of Paradise

## Budget Transactions Report Budget Year of 2019/20

G/L Account	Transaction	Number of Units	Cost per Unit	Total Amount
1010.30.4510.5219.100	Business Cards/Forms	1.0000	400.00	400.00
	Account 5219.100 - Printing General Totals	Transactions	1	<u>400.00</u>
	Account 5220.100 - Employee Development General			
1010.30.4510.5220.100	Cal Chief's Renewal	1.0000	625.00	625.00
1010.30.4510.5220.100	Training Chief/Lieutenant	1.0000	2,000.00	2,000.00
	Account 5220.100 - Employee Development General Totals	Transactions	2	<u>\$2,625.00</u>
	Account 5223.105 - Meals and Refreshments Emergencies and Meetings			
1010.30.4510.5223.105	Bi-Annual Department Meeting	1.0000	250.00	250.00
1010.30.4510.5223.105	New Employee/Oral Boards/Meetings	1.0000	300.00	300.00
	Account 5223.105 - Meals and Refreshments Emergencies and Meetings Totals	Transactions	2	<u>\$550.00</u>
	Account 5225 - Bank Fees and Charges			
1010.30.4510.5225	Bank Fees	1.0000	520.00	520.00
	Account 5225 - Bank Fees and Charges Totals	Transactions	1	<u>\$520.00</u>
	Account 5303 - Improvements			
1010.30.4510.5303	Desktop Replacement	1.0000	1,500.00	1,500.00
	Account 5303 - Improvements Totals	Transactions	1	<u>\$1,500.00</u>

**TOWN OF PARADISE  
Fiscal Year 2019/20 Budget**

Account Number	Description	2018 Actual Amount	2019 Amended Budget	2019 Estimated Amount	2020 Department Requested	2020 Manager Recommend	2020 Town Council Adopted
<b>Fund: 1010 - General Fund</b>							
<b>Department: 30 - Police</b>							
<b>Program: 4520 - Police Operations</b>							
<b>Expenditures</b>							
5100	Personnel Services	2,469,768	2,536,180	2,699,956	2,826,949	2,826,949	2,826,949
5200	Supplies and Services	129,028	112,661	90,709	127,268	127,268	127,268
5300	Capital Outlay	15,152	825	825	31,550	31,550	31,550
5500	Debt Service	-	-	-	-	-	-
Total Expenditures		2,613,947	2,649,666	2,791,490	2,985,767	2,985,767	2,985,767
<b>Revenues</b>							
Service Fees							
Fines and Forfeitures							
Other							
Total Revenues		-	-	-	-	-	-
Net General Fund Support		2,613,947	2,649,666	2,791,490	2,985,767	2,985,767	2,985,767

**Fiscal Year 2019-2020 Personnel Allocation**

Position/Title	Weekly Hours	Percent Allocated	Full Time Equiv	Allocated Wages & Benefits
Police Officer (9.91)	40	100%	9.60	1,067,305
AB 109 Officer (.09)	40	100%	0.09	7,795
Officer Detective (1)	40	100%	1.00	132,352
Police Sergeant (4)	40	100%	4.00	952,207
Community Services Officer III	40	100%	1.00	95,097
		Total	15.69	2,254,757

**TOWN OF PARADISE  
Fiscal Year 2019/20 Budget**

Account Number	Description	2018 Actual Amount	2019 Amended Budget	2019 Estimated Amount	2020		
					Department Requested	2020 Manager Recommend	2020 Town Council Adopted
Fund: 1010 - General Fund							
EXPENSES							
Department: 30 - Police							
Program: 4520 - Police Operations							
5101	Salaries - Permanent	1,007,223	1,095,923	1,138,216	1,144,132	1,144,132	1,144,132
5102	Salaries - Temporary	29,137	4,612	15,198	-	-	-
5103.102	Differential Pay Out of Class	5,076	-	-	-	-	-
5103.105	Differential Pay Swing/Graveyard Shift	33,869	-	-	-	-	-
5103.108	Differential Pay Canine Maintenance	7,599	-	-	-	-	-
5104	Wages - PS Holiday Pay	50,952	52,161	58,833	54,392	54,392	54,392
5105	Salaries - Overtime/FLSA	229,563	90,000	365,171	201,000	201,000	201,000
5106.101	Incentives & Admin Leave School Incentive	36,782	36,405	43,639	45,306	45,306	45,306
5106.103	Incentives & Admin Leave Team Pay	6,178	-	-	-	-	-
5106.200	Incentives & Admin Leave Gym Reimbursement	-	180	450	450	450	450
5106.205	Incentives & Admin Leave PS Recruitment Incentive	-	1,000	1,000	30,000	30,000	30,000
5109.100	Allowances Uniform Allowance	18,529	16,050	17,511	16,182	16,182	16,182
5111	Medicare	19,524	19,414	23,553	21,314	21,314	21,314
5112.101	Retirement Contribution PERS	589,483	751,559	758,530	879,950	879,950	879,950
5112.102	Retirement Contribution Social Security	1,091	-	-	-	-	-
5113	Worker's Compensation	157,149	151,308	152,591	156,306	156,306	156,306
5114.101	Health Insurance Medical	212,794	233,749	237,407	202,845	202,845	202,845
5114.102	Health Insurance Dental	28,627	-	-	-	-	-
5114.103	Health Insurance Vision	2,470	-	-	-	-	-
5115	Unemployment Compensation	682	-	-	500	500	500
5116.101	Life and Disability Insurance Life & Disab.	4,344	14,655	14,795	13,891	13,891	13,891
5116.102	Life and Disability Insurance Long Term/Short Term Disability	10,035	-	-	-	-	-
5119.100	Retiree Costs Medical Insurance	165,836	168,451	161,533	163,196	163,196	163,196
5122	Accrual Bank Payoff	-	47,373	30,551	7,426	7,426	7,426
5199.130	Other Payroll Expenses Interfund Payroll Transfers	(147,176)	(146,660)	(319,022)	(109,941)	(109,941)	(109,941)
5202.100	Operating Supplies General	31,229	19,378	10,350	30,270	30,270	30,270
5204	Subscriptions and Code Books	420	457	457	474	474	474
5209.101	Auto Fuel Expense Town Vehicles	54,769	40,000	44,000	44,000	44,000	44,000
5213.100	Professional/Contract Services General	19,310	15,000	13,901	15,000	15,000	15,000
5214.100	Repair and Maint Service General	2,534	4,450	800	2,420	2,420	2,420

**TOWN OF PARADISE  
Fiscal Year 2019/20 Budget**

Account Number	Description	2020					
		2018 Actual Amount	2019 Amended Budget	2019 Estimated Amount	Department Requested	2020 Manager Recommend	2020 Town Council Adopted
5216.100	Communications General Services	5,005	5,207	7,583	6,604	6,604	6,604
5218.100	Advertising General	195	300	160	200	200	200
5220.100	Employee Development General	15,521	27,319	13,458	28,000	28,000	28,000
5220.110	Employee Development Education Reimb MOU Program	-	550	-	300	300	300
5223.101	Meals and Refreshments Employee Meals-MOU Overtime	45	-	-	-	-	-
5304	Furniture & Equipment	15,152	825	825	31,550	31,550	31,550
EXPENSE GRAND Totals:		2,613,947	2,649,666	2,791,490	2,985,767	2,985,767	2,985,767



# Town of Paradise

Budget Transactions Report  
Budget Year of 2019/20

G/L Account	Transaction	Number of Units	Cost per Unit	Total Amount
<b>EXPENSES</b>				
Fund 1010 - General Fund				
Department 30 - Police				
Program 4520 - Police Operations				
Account 5105 - Salaries - Overtime/FLSA				
1010.30.4520.5105	Overtime	1.0000	201,000.00	201,000.00
		Transactions	1	<u>\$201,000.00</u>
	Account 5105 - Salaries - Overtime/FLSA Totals			
Account 5119.100 - Retiree Costs Medical Insurance				
1010.30.4520.5119.100	Retiree Health Premium	1.0000	168,451.00	168,451.00
		Transactions	1	<u>\$168,451.00</u>
	Account 5119.100 - Retiree Costs Medical Insurance Totals			
Account 5199.130 - Other Payroll Expenses Interfund Payroll Transfers				
1010.30.4520.5199.130	AB 109 Grant - Crisis Intervention Training	1.0000	(4,500.00)	(4,500.00)
1010.30.4520.5199.130	AB 109 Grant - Officer	1.0000	(7,795.46)	(7,795.46)
1010.30.4520.5199.130	Firearm Removal - FEMA PA	1.0000	(10,000.00)	(10,000.00)
1010.30.4520.5199.130	SLESF (COPS Grant) CSO Jordan	1.0000	(87,646.00)	(87,646.00)
		Transactions	4	<u>(\$109,941.46)</u>
	Account 5199.130 - Other Payroll Expenses Interfund Payroll Transfers Totals			
Account 5202.100 - Operating Supplies General				
1010.30.4520.5202.100	ATD Equipment	1.0000	302.00	302.00
1010.30.4520.5202.100	Bulletproof Vests	8.0000	950.00	7,600.00
1010.30.4520.5202.100	Cell Phones for IRIMS	10.0000	400.00	4,000.00
1010.30.4520.5202.100	CSI Equipment/Supplies	1.0000	600.00	600.00
1010.30.4520.5202.100	Defensive Tactics Equipment/Supplies	1.0000	225.00	225.00
1010.30.4520.5202.100	Narcotic Testing Kits	1.0000	600.00	600.00
1010.30.4520.5202.100	New/Current Officer Supplies/Equipment	1.0000	4,000.00	4,000.00
1010.30.4520.5202.100	PAS Units	1.0000	2,543.00	2,543.00
1010.30.4520.5202.100	Patrol Ammunitions and Targets	1.0000	10,000.00	10,000.00
1010.30.4520.5202.100	Radio Batteries	1.0000	400.00	400.00
		Transactions	10	<u>\$30,270.00</u>
	Account 5202.100 - Operating Supplies General Totals			
Account 5204 - Subscriptions and Code Books				
1010.30.4520.5204	Penal/Vehicle Code Books	1.0000	470.00	470.00



# Town of Paradise

## Budget Transactions Report

### Budget Year of 2019/20

G/L Account	Transaction	Number of Units	Cost per Unit	Total Amount
	Account 5204 - Subscriptions and Code Books Totals	Transactions	1	\$470.00
1010.30.4520.5209.101	Account 5209.101 - Auto Fuel Expense Town Vehicles Department Vehicles	1.0000	44,000.00	44,000.00
	Account 5209.101 - Auto Fuel Expense Town Vehicles Totals	Transactions	1	\$44,000.00
1010.30.4520.5213.100	Account 5213.100 - Professional/Contract Services General Officer Exams/Hep B	1.0000	1,000.00	1,000.00
1010.30.4520.5213.100	Pre-employment Background	1.0000	7,500.00	7,500.00
1010.30.4520.5213.100	SART/Fingerprint/Gunshot Exams	1.0000	6,000.00	6,000.00
1010.30.4520.5213.100	Towing Evidence	1.0000	500.00	500.00
	Account 5213.100 - Professional/Contract Services General Totals	Transactions	4	\$15,000.00
1010.30.4520.5214.100	Account 5214.100 - Repair and Maint Service General Body Camera Repairs	1.0000	500.00	500.00
1010.30.4520.5214.100	MDC Repairs	1.0000	500.00	500.00
1010.30.4520.5214.100	Radar Calibration	1.0000	700.00	700.00
1010.30.4520.5214.100	Speedometer Calibration	1.0000	720.00	720.00
	Account 5214.100 - Repair and Maint Service General Totals	Transactions	4	\$2,420.00
1010.30.4520.5216.100	Account 5216.100 - Communications General Services MDC Service	12.0000	550.28	6,603.36
	Account 5216.100 - Communications General Services Totals	Transactions	1	\$6,603.36
1010.30.4520.5218.100	Account 5218.100 - Advertising General Bids	1.0000	200.00	200.00
	Account 5218.100 - Advertising General Totals	Transactions	1	\$200.00
1010.30.4520.5220.100	Account 5220.100 - Employee Development General Training for Officers, Sergeants and CSO	1.0000	28,000.00	28,000.00
	Account 5220.100 - Employee Development General Totals	Transactions	1	\$28,000.00
1010.30.4520.5220.110	Account 5220.110 - Employee Development Education Reimb MOU Program Education Reimbursement Per MOU	1.0000	300.00	300.00
	Account 5220.110 - Employee Development Education Reimb MOU Program Totals	Transactions	1	\$300.00
Account 5304 - Furniture & Equipment				



# Town of Paradise

Budget Transactions Report  
Budget Year of 2019/20

G/L Account	Transaction	Number of Units	Cost per Unit	Total Amount
1010.30.4520.5304	CSI Camera	2.0000	1,250.00	2,500.00
1010.30.4520.5304	Desktop Replacements	3.0000	1,500.00	4,500.00
1010.30.4520.5304	Le5 Body Cameras	10.0000	1,000.00	10,000.00
1010.30.4520.5304	Tasers	10.0000	1,455.00	14,550.00
Account 5304 - Furniture & Equipment Totals		Transactions	4	\$31,550.00



**TOWN OF PARADISE  
Fiscal Year 2019/20 Budget**

Account Number	Description	2018 Actual Amount	2019 Amended Budget	2019 Estimated Amount	2020 Department Requested	2020 Manager Recommend	2020 Town Council Adopted
<b>Fund: 1010 - General Fund</b>							
<b>Department: 30 - Police</b>							
<b>Program: 4530 - Public Safety Communications</b>							
<b>Expenditures</b>							
	5100 Personnel Services	632,792	612,747	646,350	396,116	396,116	396,116
	5200 Supplies and Services	62,577	74,577	72,895	347,715	347,715	347,715
	5300 Capital Outlay	674	825	825	5,000	5,000	5,000
	5500 Debt Service	1,755	439	439	-	-	-
Total Expenditures		697,798	688,588	720,509	748,831	748,831	748,831
<b>Revenues</b>							
	Service Fees						
	Fines and Forfeitures						
	Other						
Total Revenues		-	-	-	-	-	-
Net General Fund Support		697,798	688,588	720,509	748,831	748,831	748,831

**Fiscal Year 2019-2020 Personnel Allocation**

Position/Title	Weekly Hours	Percent Allocated	Full Time Equiv	Allocated Wages & Benefits
Comm. Records Supervisor	40	100%	1.00	85,524
Public Safety Dispatcher (2.42 FT)	40	100%	2.42	167,321
Community Services Officer III	36	100%	0.90	7,883
		Total	4.32	260,727

**TOWN OF PARADISE  
Fiscal Year 2019/20 Budget**

Account Number	Description	2018 Actual Amount	2019 Amended Budget	2019 Estimated Amount	2020 Department Requested	2020 Manager Recommend	2020 Town Council Adopted
Fund: 1010 - General Fund							
EXPENSES							
Department: 30 - Police							
Program: 4530 - Public Safety Communications							
5101	Salaries - Permanent	303,887	328,551	341,315	224,595	224,595	224,595
5102	Salaries - Temporary	40,412	23,242	20,886	9,000	9,000	9,000
5103.102	Differential Pay Out of Class	301	-	-	-	-	-
5103.105	Differential Pay Swing/Graveyard Shift	10,298	-	-	-	-	-
5104	Wages - PS Holiday Pay	14,192	14,674	16,546	8,672	8,672	8,672
5105	Salaries - Overtime/FLSA	56,394	36,000	48,427	26,000	26,000	26,000
5106.101	Incentives & Admin Leave School Incentive	13,191	10,612	10,866	5,247	5,247	5,247
5106.200	Incentives & Admin Leave Gym Reimbursement	360	270	360	360	360	360
5106.205	Incentives & Admin Leave PS Recruitment Incentive	600	1,100	1,100	-	-	-
5109.100	Allowances Uniform Allowance	5,875	5,371	7,780	3,041	3,041	3,041
5111	Medicare	6,160	6,289	6,558	4,077	4,077	4,077
5112.101	Retirement Contribution PERS	54,233	65,477	65,666	36,856	36,856	36,856
5113	Worker's Compensation	28,862	31,680	31,680	19,093	19,093	19,093
5114.101	Health Insurance Medical	72,749	83,436	87,515	53,897	53,897	53,897
5114.102	Health Insurance Dental	8,825	-	-	-	-	-
5114.103	Health Insurance Vision	716	-	-	-	-	-
5116.101	Life and Disability Insurance Life & Disab.	1,671	5,118	4,991	3,133	3,133	3,133
5116.102	Life and Disability Insurance Long Term/Short Term Disability	3,143	-	-	-	-	-
5119.100	Retiree Costs Medical Insurance	57,627	55,995	63,986	68,007	68,007	68,007
5122	Accrual Bank Payoff	3,296	15,042	30,752	4,248	4,248	4,248
5199.130	Other Payroll Expenses Interfund Payroll Transfers	(50,000)	(70,110)	(92,078)	(70,110)	(70,110)	(70,110)
5202.100	Operating Supplies General	748	2,100	1,805	2,000	2,000	2,000
5204	Subscriptions and Code Books	149	149	149	149	149	149
5213.100	Professional/Contract Services General	3,861	9,000	9,873	274,123	274,123	274,123
5214.100	Repair and Maint Service General	35,668	38,652	37,205	46,825	46,825	46,825
5216.100	Communications General Services	19,701	20,000	20,877	21,518	21,518	21,518
5218.100	Advertising General	181	-	5	100	100	100
5220.100	Employee Development General	1,720	4,676	2,981	3,000	3,000	3,000
5220.110	Employee Development Education Reimb MOU Program	550	-	-	-	-	-
5304	Furniture & Equipment	674	825	825	5,000	5,000	5,000

**TOWN OF PARADISE  
Fiscal Year 2019/20 Budget**

Account Number	Description	2018 Actual Amount	2019 Amended Budget	2019 Estimated Amount	2020 Department Requested	2020 Manager Recommend	2020 Town Council Adopted
5501	Debt Service Payment - Principal	1,755	439	439	-	-	-
EXPENSE GRAND Totals:		697,798	688,588	720,509	748,831	748,831	748,831



# Town of Paradise

## Budget Transactions Report

### Budget Year of 2019/20

G/L Account	Transaction	Number of Units	Cost per Unit	Total Amount
<b>EXPENSES</b>				
Fund 1010 - General Fund				
Department 30 - Police				
Program 4530 - Public Safety Communications				
Account 5105 - Salaries - Overtime/FLSA				
1010.30.4530.5105	Overtime	1.0000	26,000.00	26,000.00
		Transactions	1	<u>\$26,000.00</u>
	Account 5105 - Salaries - Overtime/FLSA Totals			
Account 5119.100 - Retiree Costs Medical Insurance				
1010.30.4530.5119.100	Retiree Health Premium	1.0000	55,995.00	55,995.00
		Transactions	1	<u>\$55,995.00</u>
	Account 5119.100 - Retiree Costs Medical Insurance Totals			
Account 5199.130 - Other Payroll Expenses Interfund Payroll Transfers				
1010.30.4530.5199.130	SLESF (COPS Grant) CSO	1.0000	(70,110.00)	(70,110.00)
		Transactions	1	<u>(\$70,110.00)</u>
	Account 5199.130 - Other Payroll Expenses Interfund Payroll Transfers Totals			
Account 5202.100 - Operating Supplies General				
1010.30.4530.5202.100	Desktop Scanners	1.0000	500.00	500.00
1010.30.4530.5202.100	Dispatch Supplies	1.0000	500.00	500.00
1010.30.4530.5202.100	Property/Evidence Supplies	1.0000	1,000.00	1,000.00
		Transactions	3	<u>\$2,000.00</u>
	Account 5202.100 - Operating Supplies General Totals			
Account 5204 - Subscriptions and Code Books				
1010.30.4530.5204	2018 National Law Enforcement Directory	1.0000	149.00	149.00
		Transactions	1	<u>\$149.00</u>
	Account 5204 - Subscriptions and Code Books Totals			
Account 5213.100 - Professional/Contract Services General				
1010.30.4530.5213.100	Butte County Sheriff Dispatch Service - 2.5 FTE	2.5000	109,649.00	274,122.50
		Transactions	1	<u>\$274,122.50</u>
	Account 5213.100 - Professional/Contract Services General Totals			
Account 5214.100 - Repair and Maint Service General				
1010.30.4530.5214.100	Console Cleaning Service	1.0000	1,200.00	1,200.00
1010.30.4530.5214.100	Mobile RIMS - IRims	1.0000	8,540.00	8,540.00
1010.30.4530.5214.100	RIMS Annual Maintenance/Support	1.0000	37,085.00	37,085.00
		Transactions	3	<u>\$46,825.00</u>
	Account 5214.100 - Repair and Maint Service General Totals			
Account 5216.100 - Communications General Services				



# Town of Paradise

## Budget Transactions Report Budget Year of 2019/20

G/L Account	Transaction	Number of Units	Cost per Unit	Total Amount
1010.30.4530.5216.100	Circuit to Butte County Sheriff	12.0000	108.98	1,307.76
1010.30.4530.5216.100	Landlines	12.0000	1,550.00	18,600.00
1010.30.4530.5216.100	Radio Circuits	12.0000	134.14	1,609.68
	Account 5216.100 - Communications General Services Totals	Transactions	3	<u>\$21,517.44</u>
	Account 5218.100 - Advertising General			
1010.30.4530.5218.100	Recruitment Advertising	1.0000	100.00	100.00
	Account 5218.100 - Advertising General Totals	Transactions	1	<u>\$100.00</u>
	Account 5220.100 - Employee Development General			
1010.30.4530.5220.100	Dispatch and CSO Training	1.0000	2,800.00	2,800.00
1010.30.4530.5220.100	Memberships	1.0000	200.00	200.00
	Account 5220.100 - Employee Development General Totals	Transactions	2	<u>\$3,000.00</u>
	Account 5304 - Furniture & Equipment			
1010.30.4530.5304	Dispatch Computer and Monitors	1.0000	5,000.00	5,000.00
	Account 5304 - Furniture & Equipment Totals	Transactions	1	<u>\$5,000.00</u>

**TOWN OF PARADISE**  
**Fiscal Year 2019/20 Budget**

Account Number	Description	2018 Actual Amount	2019 Amended Budget	2019 Estimated Amount	2020 Department Requested	2020 Manager Recommend	2020 Town Council Adopted
<b>Fund:</b> 2070 - Animal Control							
<b>Department:</b> 30 - Police							
<b>Program:</b> 4540 - Police - Animal Control							
<b>Expenditures</b>							
	5100 Personnel Services	99,281	225,035	232,977	248,490	248,490	248,490
	5200 Supplies and Services	47,115	58,491	45,345	51,894	51,894	51,894
	5300 Capital Outlay	-	3,094	3,290	5,000	5,000	5,000
	5500 Debt Service	-	-	-	-	-	-
Total Expenditures		146,396	286,620	281,612	305,384	305,384	305,384
<b>Revenues</b>							
	Service Fees	34,548	23,094	23,966	14,005	14,005	14,005
	Fines and Forfeitures	8,610	3,000	4,340	4,000	4,000	4,000
	Other (Includes Measure N)	138,684	138,762	132,552	132,352	132,352	132,352
Total Revenues		181,842	164,856	160,858	150,357	150,357	150,357
Net Income		35,446	(121,764)	(120,754)	(155,027)	(155,027)	(155,027)
Transfers In		16,058	178,408	175,676	215,388	215,388	215,388
Transfers (Out)		(51,711)	(56,437)	(54,715)	(60,361)	(60,361)	(60,361)
Ending Fund Balance		(207)	(0)	(0)	(0)	(0)	(0)

**Fiscal Year 2019-2020 Personnel Allocation**

<b>Position/Title</b>	<b>Weekly Hours</b>	<b>Percent Allocated</b>	<b>Full Time Equiv</b>	<b>Allocated Wages &amp; Benefits</b>
Animal Control Supervisor	40	100%	1.00	81,806
Animal Control Officer (2)	36	100%	1.80	99,593
Office Assistant III	30	100%	0.75	48,654
		<b>Total</b>	<b>3.55</b>	<b>230,052</b>

**TOWN OF PARADISE  
Fiscal Year 2019/20 Budget**

Account Number	Description	2018 Actual Amount	2019 Amended Budget	2019 Estimated Amount	2020		
					Department Requested	2020 Manager Recommend	2020 Town Council Adopted
Fund: 2070 - Animal Control							
<b>REVENUES</b>							
Department: 30 - Police							
Program: 4540 - Police - Animal Control							
3120.330	Other Taxes Voter Appointed Parcel Tax	132,152	132,362	132,152	132,152	132,152	132,152
3380.105	Local Government Revenue Fines and Citations Animal Cntrl	8,610	3,000	4,340	4,000	4,000	4,000
3410.113	Administrative Services Document Copying	1	25	21	5	5	5
3410.150	Administrative Services Late Fees	1,057	550	495	400	400	400
3455.200	Animal Control Adoption Fees	4,851	7,000	5,659	4,000	4,000	4,000
3455.205	Animal Control Surrender/Euth/Disp Fees	2,546	1,000	1,023	200	200	200
3455.210	Animal Control Dog Licenses	19,043	8,000	8,225	2,500	2,500	2,500
3455.215	Animal Control Dangerous/Wild Animal Permit	-	219	219	-	-	-
3455.225	Animal Control Impound/Quarantine Fees	6,124	5,500	7,151	6,000	6,000	6,000
3455.226	Animal Control Impound Unaltered State Fee	925	800	1,173	900	900	900
3901.100	Refunds and Reimbursements Miscellaneous	6,351	6,000	-	-	-	-
3902.100	Miscellaneous Revenue General	181	400	400	200	200	200
3910.010	Transfers In From General Fund	-	158,599	158,599	197,640	197,640	197,640
3910.811	Transfers In From Animal Control Donations	16,058	19,809	17,077	17,748	17,748	17,748
<b>REVENUES Total</b>		<b>197,900</b>	<b>343,264</b>	<b>336,534</b>	<b>365,745</b>	<b>365,745</b>	<b>365,745</b>

**EXPENSES**

Department: 30 - Police

Program: 4540 - Police - Animal Control

5101	Salaries - Permanent	86,663	140,158	139,825	150,899	150,899	150,899
5102	Salaries - Temporary	8,298	3,067	2,658	-	-	-
5104	Wages - PS Holiday Pay	3,341	5,837	6,846	6,396	6,396	6,396
5105	Salaries - Overtime/FLSA	8,164	2,000	12,462	4,500	4,500	4,500
5106.200	Incentives & Admin Leave Gym Reimbursement	-	90	90	90	90	90
5109.100	Allowances Uniform Allowance	2,413	2,558	3,847	2,558	2,558	2,558
5111	Medicare	1,580	2,214	2,434	2,384	2,384	2,384
5112.101	Retirement Contribution PERS	12,927	18,227	17,810	23,528	23,528	23,528
5112.102	Retirement Contribution Social Security	514	-	-	-	-	-
5113	Worker's Compensation	9,928	17,616	17,616	17,625	17,625	17,625
5114.101	Health Insurance Medical	11,711	21,485	26,308	28,515	28,515	28,515
5114.102	Health Insurance Dental	2,240	-	-	-	-	-



**TOWN OF PARADISE**  
**Fiscal Year 2019/20 Budget**

Account Number	Description	2020					
		2018 Actual Amount	2019 Amended Budget	2019 Estimated Amount	Department Requested	2020 Manager Recommend	2020 Town Council Adopted
5114.103	Health Insurance Vision	69	-	-	-	-	-
5115	Unemployment Compensation	3,403	-	-	-	-	-
5116.101	Life and Disability Insurance Life & Disab.	549	2,323	2,299	2,358	2,358	2,358
5116.102	Life and Disability Insurance Long Term/Short Term Disability	822	-	-	-	-	-
5119.100	Retiree Costs Medical Insurance	9,436	9,460	9,484	9,637	9,637	9,637
5122	Accrual Bank Payoff	299	-	-	-	-	-
5199.130	Other Payroll Expenses Interfund Payroll Transfers	(63,075)	-	(8,702)	-	-	-
5201.100	Office Supplies General	141	200	-	150	150	150
5202.100	Operating Supplies General	9,611	12,000	8,596	9,900	9,900	9,900
5203.100	Repairs and Maint Supplies General	144	300	100	250	250	250
5204	Subscriptions and Code Books	180	200	144	150	150	150
5209.101	Auto Fuel Expense Town Vehicles	3,140	2,000	3,400	3,000	3,000	3,000
5210.100	Postage General	-	3	3	-	-	-
5211.135	Utilities Water and Sewer	1,161	1,317	746	1,000	1,000	1,000
5211.137	Utilities Electric and Gas	3,428	3,750	3,500	3,900	3,900	3,900
5211.139	Utilities Propane	928	1,300	1,882	1,500	1,500	1,500
5213.100	Professional/Contract Services General	18,331	20,532	13,173	15,400	15,400	15,400
5214.100	Repair and Maint Service General	1,511	8,746	7,472	7,674	7,674	7,674
5215.100	Rents and Leases Miscellaneous	1	1	1	1	1	1
5216.100	Communications General Services	1,665	2,300	2,154	2,739	2,739	2,739
5218.100	Advertising General	283	112	112	-	-	-
5219.100	Printing General	117	1,150	93	350	350	350
5220.100	Employee Development General	12	4,000	3,252	5,300	5,300	5,300
5223.101	Meals and Refreshments Employee Meals-MOU Overtime	15	30	45	30	30	30
5225	Bank Fees and Charges	525	550	672	550	550	550
5260	Miscellaneous	5	-	-	-	-	-
5280.100	Bad Debt Write Off Expense	5,917	-	-	-	-	-
5303	Improvements	-	-	-	5,000	5,000	5,000
5304	Furniture & Equipment	-	3,094	3,290	-	-	-
5910.010	Transfers Out To General Fund	51,711	56,437	54,715	60,361	60,361	60,361
<b>EXPENSES Total</b>		<b>198,107</b>	<b>343,057</b>	<b>336,327</b>	<b>365,745</b>	<b>365,745</b>	<b>365,745</b>
Fund Total: 2070 - Animal Control		(207)	207	207	-	-	-

**TOWN OF PARADISE  
Fiscal Year 2019/20 Budget**

Account Number	Description	2020					
		2018 Actual Amount	2019 Amended Budget	2019 Estimated Amount	Department Requested	2020 Manager Recommend	2020 Town Council Adopted
ENDING FUND BALANCE		(207)	(0)	(0)	(0)	(0)	(0)



# Town of Paradise

## Budget Transactions Report

### Budget Year of 2019/20

G/L Account	Transaction	Number of Units	Cost per Unit	Total Amount
<b>EXPENSES</b>				
Fund 2070 - Animal Control				
Department 30 - Police				
Program 4540 - Police - Animal Control				
Account 5105 - Salaries - Overtime/FLSA				
2070.30.4540.5105	Overtime	1.0000	4,500.00	4,500.00
		Transactions	1	<u>4,500.00</u>
	Account 5105 - Salaries - Overtime/FLSA Totals			
Account 5119.100 - Retiree Costs Medical Insurance				
2070.30.4540.5119.100	Retiree Medical Premium	1.0000	9,637.00	9,637.00
		Transactions	1	<u>9,637.00</u>
	Account 5119.100 - Retiree Costs Medical Insurance Totals			
Account 5201.100 - Office Supplies General				
2070.30.4540.5201.100	Office Supplies/Toner	1.0000	150.00	150.00
		Transactions	1	<u>150.00</u>
	Account 5201.100 - Office Supplies General Totals			
Account 5202.100 - Operating Supplies General				
2070.30.4540.5202.100	AC Officer PPE and Supplies	1.0000	1,000.00	1,000.00
2070.30.4540.5202.100	Animal Care and Feeding	1.0000	7,000.00	7,000.00
2070.30.4540.5202.100	Dog Tags	1.0000	100.00	100.00
2070.30.4540.5202.100	Microchips for Adoptions	1.0000	500.00	500.00
2070.30.4540.5202.100	Misc. Operating Supplies	1.0000	300.00	300.00
2070.30.4540.5202.100	Shelter Cleaning Supplies	1.0000	1,000.00	1,000.00
		Transactions	6	<u>\$9,900.00</u>
	Account 5202.100 - Operating Supplies General Totals			
Account 5203.100 - Repairs and Maint Supplies General				
2070.30.4540.5203.100	Janitorial/Facility/Yard Supplies/Equipment	1.0000	250.00	250.00
		Transactions	1	<u>250.00</u>
	Account 5203.100 - Repairs and Maint Supplies General Totals			
Account 5204 - Subscriptions and Code Books				
2070.30.4540.5204	2020 Animal Law Books - 3	1.0000	150.00	150.00
		Transactions	1	<u>150.00</u>
	Account 5204 - Subscriptions and Code Books Totals			
Account 5209.101 - Auto Fuel Expense Town Vehicles				
2070.30.4540.5209.101	Gasoline for Animal Control Trucks	1.0000	3,000.00	3,000.00
		Transactions	1	<u>\$3,000.00</u>
	Account 5209.101 - Auto Fuel Expense Town Vehicles Totals			



# Town of Paradise

Budget Transactions Report  
Budget Year of 2019/20

G/L Account	Transaction	Number of Units	Cost per Unit	Total Amount
Account 2070.30.4540.5211.135	5211.135 - Utilities Water and Sewer Water - 925 American Way	1.0000	1,000.00	1,000.00
	Account 5211.135 - Utilities Water and Sewer Totals	Transactions 1		<u>\$1,000.00</u>
Account 2070.30.4540.5211.137	5211.137 - Utilities Electric and Gas Electricity - 925 American Way	1.0000	3,900.00	3,900.00
	Account 5211.137 - Utilities Electric and Gas Totals	Transactions 1		<u>\$3,900.00</u>
Account 2070.30.4540.5211.139	5211.139 - Utilities Propane Propane - 925 American Way/Pressure Washer	1.0000	1,500.00	1,500.00
	Account 5211.139 - Utilities Propane Totals	Transactions 1		<u>\$1,500.00</u>
Account 2070.30.4540.5213.100	5213.100 - Professional/Contract Services General Electrical Installation for Washer/Dryer & Dishwasher	1.0000	300.00	300.00
2070.30.4540.5213.100	Hearing Fees	1.0000	300.00	300.00
2070.30.4540.5213.100	Rendering - Chico & Shelter Service	3.0000	1,000.00	3,000.00
2070.30.4540.5213.100	Rendering - Town Facility Service	9.0000	1,200.00	10,800.00
2070.30.4540.5213.100	Veterinarian Service/Processing of Licenses	1.0000	1,000.00	1,000.00
	Account 5213.100 - Professional/Contract Services General Totals	Transactions 5		<u>\$15,400.00</u>
Account 2070.30.4540.5214.100	5214.100 - Repair and Maint Service General Chameleon Annual License/Maintenance	1.0000	2,172.00	2,172.00
2070.30.4540.5214.100	Chameleon On-Line License	1.0000	4,032.00	4,032.00
2070.30.4540.5214.100	Equipment Repairs	1.0000	500.00	500.00
2070.30.4540.5214.100	Facility Maintenance/Repair/Septic Pumped	1.0000	500.00	500.00
2070.30.4540.5214.100	Fire Extinguisher Annual Maintenance	1.0000	100.00	100.00
2070.30.4540.5214.100	Pest Control	1.0000	220.00	220.00
2070.30.4540.5214.100	Potable Water Supply	1.0000	150.00	150.00
	Account 5214.100 - Repair and Maint Service General Totals	Transactions 7		<u>\$7,674.00</u>
Account 2070.30.4540.5215.100	5215.100 - Rents and Leases Miscellaneous Propane Tank Rental	1.0000	1.00	1.00
	Account 5215.100 - Rents and Leases Miscellaneous Totals	Transactions 1		<u>\$1.00</u>
Account 2070.30.4540.5216.100	5216.100 - Communications General Services			



# Town of Paradise

## Budget Transactions Report

### Budget Year of 2019/20

G/L Account	Transaction	Number of Units	Cost per Unit	Total Amount
2070.30.4540.5216.100	Cell Phone Service - 3	1.0000	1,544.40	1,544.40
2070.30.4540.5216.100	Cell Service for Internet	1.0000	579.60	579.60
2070.30.4540.5216.100	Landlines	1.0000	615.00	615.00
	Account 5216.100 - Communications General Services Totals	Transactions	3	<u>\$2,739.00</u>
	Account 5219.100 - Printing General			
2070.30.4540.5219.100	Business Cards	1.0000	50.00	50.00
2070.30.4540.5219.100	Citations	1.0000	100.00	100.00
2070.30.4540.5219.100	Door Hangers	1.0000	100.00	100.00
2070.30.4540.5219.100	License Renewal Cards	1.0000	100.00	100.00
	Account 5219.100 - Printing General Totals	Transactions	4	<u>\$350.00</u>
	Account 5220.100 - Employee Development General			
2070.30.4540.5220.100	AC Officer Training (832/Basic Academy)	1.0000	3,200.00	3,200.00
2070.30.4540.5220.100	AC Supervisor Training	1.0000	2,000.00	2,000.00
2070.30.4540.5220.100	State Humane Assoc. Membership	1.0000	100.00	100.00
	Account 5220.100 - Employee Development General Totals	Transactions	3	<u>\$5,300.00</u>
	Account 5223.101 - Meals and Refreshments Employee Meals-MOU Overtime			
2070.30.4540.5223.101	Meal Per MOU	1.0000	30.00	30.00
	Account 5223.101 - Meals and Refreshments Employee Meals-MOU Overtime Totals	Transactions	1	<u>\$30.00</u>
	Account 5225 - Bank Fees and Charges			
2070.30.4540.5225	Merchant Fees	1.0000	550.00	550.00
	Account 5225 - Bank Fees and Charges Totals	Transactions	1	<u>\$550.00</u>
	Account 5303 - Improvements			
2070.30.4540.5303	Concrete Pad for Rendering Cooler	1.0000	5,000.00	5,000.00
	Account 5303 - Improvements Totals	Transactions	1	<u>\$5,000.00</u>
	Account 5910.010 - Transfers Out To General Fund			
2070.30.4540.5910.010	Central Services Allocation	1.0000	33,046.00	33,046.00
2070.30.4540.5910.010	Pension Obligation Bond	1.0000	27,315.00	27,315.00
	Account 5910.010 - Transfers Out To General Fund Totals	Transactions	2	<u>\$60,361.00</u>

FY 2019/20

Fire Department

Administration, Suppression & Volunteers

**TOWN OF PARADISE**  
**Fiscal Year 2019/20 Budget**

Account Number	Description	2018 Actual Amount	2019 Amended Budget	2019 Estimated Amount	2020 Department Requested	2020 Manager Recommend	2020 Town Council Adopted
<b>Fund: 1010 - General Fund</b>							
<b>Department: 35 - Fire</b>							
<b>Program: 4610 - Fire - Administrative</b>							
<b>Expenditures</b>							
	5100 Personnel Services	111,858	103,832	102,567	103,810	103,810	103,810
	5200 Supplies and Services	64,568	58,345	51,945	62,224	62,224	62,224
	5300 Capital Outlay	8,598	-	-	-	-	-
	5500 Debt Service	3,240	2,364	2,363	2,071	2,071	2,071
Total Expenditures		188,265	164,541	156,875	168,105	168,105	168,105
<b>Revenues</b>							
	Service Fees						
	Fines and Forfeitures						
	Other						
Total Revenues		-	-	-	-	-	-
Transfers In							
Transfers (Out)		-	-	-	-	-	-
Net General Fund Support		188,265	164,541	156,875	168,105	168,105	168,105

**Fiscal Year 2019-2020 Personnel Allocation**

<b>Position/Title</b>	<b>Weekly Hours</b>	<b>Percent Allocated</b>	<b>Full Time Equiv</b>	<b>Allocated Wages &amp; Benefits</b>
Administrative Assistant II	24	100%	0.60	30,008
Fire Prevention Inspector	40	33%	0.33	22,260
		<b>Total</b>	<b>0.93</b>	<b>52,267</b>
<b>Allocation to Other Programs</b>				
Fire Prevention Inspector	BSWW 67%			



**TOWN OF PARADISE  
Fiscal Year 2019/20 Budget**

Account Number	Description	2018 Actual Amount	2019 Amended Budget	2019 Estimated Amount	2020		
					Department Requested	2020 Manager Recommend	2020 Town Council Adopted
Fund: 1010 - General Fund							
EXPENSES							
Department: 35 - Fire							
Program: 4610 - Fire - Administrative							
5101	Salaries - Permanent	37,190	37,686	38,671	40,746	40,746	40,746
5103.101	Differential Pay On Call	123	-	-	-	-	-
5105	Salaries - Overtime/FLSA	-	-	806	-	-	-
5106.200	Incentives & Admin Leave Gym Reimbursement	150	120	90	120	120	120
5109.100	Allowances Uniform Allowance	227	390	227	227	227	227
5109.101	Allowances Boot Allowance	165	167	167	163	163	163
5111	Medicare	634	552	656	596	596	596
5112.101	Retirement Contribution PERS	5,326	2,788	2,782	3,390	3,390	3,390
5113	Worker's Compensation	1,123	1,360	1,360	1,521	1,521	1,521
5114.101	Health Insurance Medical	5,117	4,840	4,858	4,840	4,840	4,840
5116.101	Life and Disability Insurance Life & Disab.	228	617	613	623	623	623
5116.102	Life and Disability Insurance Long Term/Short Term Disability	348	-	-	-	-	-
5119.100	Retiree Costs Medical Insurance	60,814	55,312	54,511	51,584	51,584	51,584
5122	Accrual Bank Payoff	414	-	-	-	-	-
5199.130	Other Payroll Expenses Interfund Payroll Transfers	-	-	(2,174)	-	-	-
5201.100	Office Supplies General	258	400	240	250	250	250
5202.100	Operating Supplies General	3,664	4,500	1,772	3,300	3,300	3,300
5203.100	Repairs and Maint Supplies General	5,884	5,500	3,984	5,500	5,500	5,500
5209.101	Auto Fuel Expense Town Vehicles	726	700	700	700	700	700
5210.100	Postage General	359	300	300	300	300	300
5211.135	Utilities Water and Sewer	2,649	2,610	1,825	2,820	2,820	2,820
5211.137	Utilities Electric and Gas	24,196	20,000	19,575	24,000	24,000	24,000
5211.139	Utilities Propane	413	600	618	600	600	600
5213.100	Professional/Contract Services General	4,672	4,866	4,155	4,894	4,894	4,894
5214.100	Repair and Maint Service General	8,654	5,735	5,975	6,395	6,395	6,395
5215.106	Rents and Leases Copiers	2,324	2,260	2,316	2,316	2,316	2,316
5216.100	Communications General Services	10,682	10,767	10,378	11,143	11,143	11,143
5218.100	Advertising General	27	102	102	-	-	-
5219.100	Printing General	61	-	-	-	-	-
5223.101	Meals and Refreshments Employee Meals-MOU Overtime	-	5	5	6	6	6

**TOWN OF PARADISE  
Fiscal Year 2019/20 Budget**

Account Number	Description	2018 Actual Amount	2019 Amended Budget	2019 Estimated Amount	2020		
					Department Requested	2020 Manager Recommend	2020 Town Council Adopted
5303	Improvements	8,375	-	-	-	-	-
5304	Furniture & Equipment	223	-	-	-	-	-
5501	Debt Service Payment - Principal	3,240	2,364	2,363	2,071	2,071	2,071
EXPENSE GRAND Totals:		188,265	164,541	156,875	168,105	168,105	168,105



# Town of Paradise

## Budget Transactions Report

### Budget Year of 2019/20

G/L Account	Transaction	Number of Units	Cost per Unit	Total Amount
<b>EXPENSES</b>				
Fund 1010 - General Fund				
Department 35 - Fire				
Program 4610 - Fire - Administrative				
Account 5119.100 - Retiree Costs Medical Insurance				
1010.35.4610.5119.100	Retiree Health Premium	1.0000	51,584.00	51,584.00
	Account 5119.100 - Retiree Costs Medical Insurance Totals	Transactions	1	<u>\$51,584.00</u>
Account 5201.100 - Office Supplies General				
1010.35.4610.5201.100	Office Supplies (not paper or ink)	1.0000	250.00	250.00
	Account 5201.100 - Office Supplies General Totals	Transactions	1	<u>\$250.00</u>
Account 5202.100 - Operating Supplies General				
1010.35.4610.5202.100	Air Vac Filters	1.0000	1,000.00	1,000.00
1010.35.4610.5202.100	All Stations: Beds, bedding, chairs, appliances	1.0000	1,500.00	1,500.00
1010.35.4610.5202.100	Flag Replacement: US & CA	1.0000	100.00	100.00
1010.35.4610.5202.100	Miscellaneous Operating Supplies	1.0000	200.00	200.00
1010.35.4610.5202.100	Printer Ink Cartridges	1.0000	200.00	200.00
1010.35.4610.5202.100	Printer/Copier Paper	1.0000	200.00	200.00
1010.35.4610.5202.100	Recognitions	1.0000	100.00	100.00
	Account 5202.100 - Operating Supplies General Totals	Transactions	7	<u>\$3,300.00</u>
Account 5203.100 - Repairs and Maint Supplies General				
1010.35.4610.5203.100	All Stations: Consumable products (cleaning, paper products)	1.0000	2,000.00	2,000.00
1010.35.4610.5203.100	All Stations: Facility Maintenance	1.0000	2,500.00	2,500.00
1010.35.4610.5203.100	All Stations: Filters for Air Vac	1.0000	1,000.00	1,000.00
	Account 5203.100 - Repairs and Maint Supplies General Totals	Transactions	3	<u>\$5,500.00</u>
Account 5209.101 - Auto Fuel Expense Town Vehicles				
1010.35.4610.5209.101	Fuel for Fire Prevention Inspector	1.0000	700.00	700.00
	Account 5209.101 - Auto Fuel Expense Town Vehicles Totals	Transactions	1	<u>\$700.00</u>
Account 5210.100 - Postage General				
1010.35.4610.5210.100	Postage and Shipping	1.0000	300.00	300.00
	Account 5210.100 - Postage General Totals	Transactions	1	<u>\$300.00</u>



# Town of Paradise

Budget Transactions Report  
Budget Year of 2019/20

G/L Account	Transaction	Number of Units	Cost per Unit	Total Amount
Account 1010.35.4610.5211.135	5211.135 - Utilities Water and Sewer Water Service - Station 81 and 82	12.0000	235.00	2,820.00
	Account 5211.135 - Utilities Water and Sewer Totals	Transactions	1	<u>\$2,820.00</u>
Account 1010.35.4610.5211.137	5211.137 - Utilities Electric and Gas Electric and Gas for Station 81 & 82	1.0000	24,000.00	24,000.00
	Account 5211.137 - Utilities Electric and Gas Totals	Transactions	1	<u>\$24,000.00</u>
Account 1010.35.4610.5211.139	5211.139 - Utilities Propane All Stations: Propane for Barbeques	1.0000	250.00	250.00
Account 1010.35.4610.5211.139	FD Generator Propane	1.0000	350.00	350.00
	Account 5211.139 - Utilities Propane Totals	Transactions	2	<u>\$600.00</u>
Account 1010.35.4610.5213.100	5213.100 - Professional/Contract Services General Access: St 81 Shredding Service Bi-Monthly	6.0000	23.96	143.76
Account 1010.35.4610.5213.100	HazMat Annual Physicals (2 personnel)	2.0000	350.00	700.00
Account 1010.35.4610.5213.100	HazMat JPA (County of Butte Joint Agreement)	1.0000	4,050.00	4,050.00
	Account 5213.100 - Professional/Contract Services General Totals	Transactions	3	<u>\$4,893.76</u>
Account 1010.35.4610.5214.100	5214.100 - Repair and Maint Service General Accela Access- annual cost/FD portion	1.0000	2,743.00	2,743.00
Account 1010.35.4610.5214.100	All Stations Cleaning: Carpets, blinds, recliners	1.0000	500.00	500.00
Account 1010.35.4610.5214.100	All Stations: Appliance Repair	1.0000	200.00	200.00
Account 1010.35.4610.5214.100	All Stations: Facility Repairs	1.0000	500.00	500.00
Account 1010.35.4610.5214.100	Apparatus Bay Door Repairs & Maintenance	1.0000	1,000.00	1,000.00
Account 1010.35.4610.5214.100	St 81 Copier Monthly Maintenance/Usage	12.0000	35.00	420.00
Account 1010.35.4610.5214.100	Station 81 & 82 Monthly Pest Control	12.0000	86.00	1,032.00
	Account 5214.100 - Repair and Maint Service General Totals	Transactions	7	<u>\$6,395.00</u>
Account 1010.35.4610.5215.106	5215.106 - Rents and Leases Copiers Copier Lease	1.0000	2,316.00	2,316.00
	Account 5215.106 - Rents and Leases Copiers Totals	Transactions	1	<u>\$2,316.00</u>
Account 1010.35.4610.5216.100	5216.100 - Communications General Services Circuit Lines	12.0000	542.10	6,505.20



# Town of Paradise

Budget Transactions Report  
Budget Year of 2019/20

G/L Account	Transaction	Number of Units	Cost per Unit	Total Amount
1010.35.4610.5216.100	Data for Tablets	12.0000	115.29	1,383.48
1010.35.4610.5216.100	Fire Prevention Inspector Cell Phone	12.0000	25.00	300.00
1010.35.4610.5216.100	Internet Connection - Station 82	12.0000	78.16	937.92
1010.35.4610.5216.100	Public Safety Radio System - (Prevention 2 units)	9.0000	84.00	756.00
1010.35.4610.5216.100	Telephone Lines	12.0000	105.00	1,260.00
	Account 5216.100 - Communications General Services Totals	Transactions	6	\$11,142.60
Account 5501 - Debt Service Payment - Principal				
1010.35.4610.5501	County Teeter of Code Violations - Final 06/21	2.0000	1,035.33	2,071.00
	Account 5501 - Debt Service Payment - Principal Totals	Transactions	1	\$2,071.00

**TOWN OF PARADISE**  
**Fiscal Year 2019/20 Budget**

Account Number	Description	2018 Actual Amount	2019 Amended Budget	2019 Estimated Amount	2020 Department Requested	2020 Manager Recommend	2020 Town Council Adopted
<b>Fund: 1010 - General Fund</b>							
<b>Department: 35 - Fire</b>							
<b>Program: 4630 - Fire - Suppression</b>							
<b>Expenditures</b>							
	5100 Personnel Services	379,743	366,365	361,576	320,504	320,504	320,504
	5200 Supplies and Services *	3,272,985	2,645,133	2,761,934	3,586,124	3,586,124	3,586,124
	5300 Capital Outlay	28,778	23,000	10,500	19,852	19,852	19,852
	5500 Debt Service	68,738	68,738	68,738	68,738	68,738	68,738
Total Expenditures		3,750,244	3,103,236	3,202,748	3,995,218	3,995,218	3,995,218
<b>Revenues</b>							
	Service Fees						
	Fines and Forfeitures						
	Other						
Total Revenues		-	-	-	-	-	-
Net General Fund Support		3,750,244	3,103,236	3,202,748	3,995,218	3,995,218	3,995,218

\* \$250,000 of CAL FIRE funded by Measure "C"

**TOWN OF PARADISE**  
**Fiscal Year 2019/20 Budget**

Account Number	Description	2018 Actual Amount	2019 Amended Budget	2019 Estimated Amount	2020		
					Department Requested	2020 Manager Recommend	2020 Town Council Adopted
Fund: 1010 - General Fund							
EXPENSES							
Department: 35 - Fire							
Program: 4630 - Fire - Suppression							
5112.101	Retirement Contribution PERS	186,531	174,276	174,276	141,295	141,295	141,295
5119.100	Retiree Costs Medical Insurance	193,212	192,089	187,300	179,209	179,209	179,209
5202.100	Operating Supplies General	11,782	12,300	9,461	12,300	12,300	12,300
5203.100	Repairs and Maint Supplies General	3,263	2,000	500	2,900	2,900	2,900
5209.101	Auto Fuel Expense Town Vehicles	19,557	15,000	11,767	14,500	14,500	14,500
5213.100	Professional/Contract Services General	3,228,976	2,604,408	2,738,526	3,538,633	3,538,633	3,538,633
5214.100	Repair and Maint Service General	8,638	10,000	1,430	8,500	8,500	8,500
5216.100	Communications General Services	-	-	-	8,316	8,316	8,316
5220.100	Employee Development General	358	1,000	250	650	650	650
5223.105	Meals and Refreshments Emergencies and Meetings	22	25	-	25	25	25
5269.135	Emergency Incident Costs Fire Related	389	400	-	300	300	300
5304	Furniture & Equipment	28,778	23,000	10,500	19,852	19,852	19,852
5501	Debt Service Payment - Principal	68,738	68,738	68,738	68,738	68,738	68,738
EXPENSE GRAND Totals:		3,750,244	3,103,236	3,202,748	3,995,218	3,995,218	3,995,218



# Town of Paradise

## Budget Transactions Report

### Budget Year of 2019/20

G/L Account	Transaction	Number of Units	Cost per Unit	Total Amount
<b>EXPENSES</b>				
Fund	1010 - General Fund			
Department	35 - Fire			
Program	4630 - Fire - Suppression			
Account	5119.100 - Retiree Costs Medical Insurance			
1010.35.4630.5119.100	Retiree Health Premium	1.0000	179,209.00	179,209.00
	Account 5119.100 - Retiree Costs Medical Insurance Totals	Transactions	1	<u>\$179,209.00</u>
Account	5202.100 - Operating Supplies General			
1010.35.4630.5202.100	Batteries (AA, AAA, C, D, phone)	1.0000	2,000.00	2,000.00
1010.35.4630.5202.100	EMS Equipment & Supplies	1.0000	5,000.00	5,000.00
1010.35.4630.5202.100	EMS Oxygen (Bottle exchange)	1.0000	1,500.00	1,500.00
1010.35.4630.5202.100	Engine Supplies	1.0000	800.00	800.00
1010.35.4630.5202.100	Foam (Class A & B) & Haz Mat Supplies	1.0000	1,500.00	1,500.00
1010.35.4630.5202.100	Hand tool Replacement	1.0000	500.00	500.00
1010.35.4630.5202.100	PPE: Eyes, Ears, Tape, Etc	1.0000	1,000.00	1,000.00
	Account 5202.100 - Operating Supplies General Totals	Transactions	7	<u>\$12,300.00</u>
Account	5203.100 - Repairs and Maint Supplies General			
1010.35.4630.5203.100	Apparatus Cleaning Supplies	1.0000	100.00	100.00
1010.35.4630.5203.100	Apparatus Equipment Repairs	1.0000	300.00	300.00
1010.35.4630.5203.100	HT Radio Parts	1.0000	500.00	500.00
1010.35.4630.5203.100	Mobile Radio Replacement/Repairs	1.0000	500.00	500.00
1010.35.4630.5203.100	SCBA: Air System Maintenance/Supplies	1.0000	1,000.00	1,000.00
1010.35.4630.5203.100	Small Engine & Equipment Repair/Maintenance	1.0000	500.00	500.00
	Account 5203.100 - Repairs and Maint Supplies General Totals	Transactions	6	<u>\$2,900.00</u>
Account	5209.101 - Auto Fuel Expense Town Vehicles			
1010.35.4630.5209.101	Gasoline for Engines and Trucks	1.0000	14,500.00	14,500.00
	Account 5209.101 - Auto Fuel Expense Town Vehicles Totals	Transactions	1	<u>\$14,500.00</u>
Account	5213.100 - Professional/Contract Services General			
1010.35.4630.5213.100	CAL FIRE Personnel Services	1.0000	3,988,633.00	3,988,633.00
1010.35.4630.5213.100	CAL FIRE Personnel Services Funded by Measure C	1.0000	(250,000.00)	(250,000.00)





# Town of Paradise

## Budget Transactions Report

### Budget Year of 2019/20

G/L Account	Transaction	Number of Units	Cost per Unit	Total Amount
1010.35.4630.5213.100	CAL FIRE Personnel Services Requested Savings	1.0000	(200,000.00)	(200,000.00)
	Account 5213.100 - Professional/Contract Services General Totals	Transactions	3	\$3,538,633.00
	Account 5214.100 - Repair and Maint Service General			
1010.35.4630.5214.100	Bauer Semi-Annual Testing & Certificate	2.0000	750.00	1,500.00
1010.35.4630.5214.100	Compressor Repairs	1.0000	500.00	500.00
1010.35.4630.5214.100	Equipment/Apparatus Repairs	1.0000	1,500.00	1,500.00
1010.35.4630.5214.100	Extinguishers: Repairs & Annual Service	1.0000	1,000.00	1,000.00
1010.35.4630.5214.100	Extrication Tool Repairs & Annual Testing	1.0000	1,000.00	1,000.00
1010.35.4630.5214.100	HT Radio Repairs	1.0000	1,000.00	1,000.00
1010.35.4630.5214.100	Land-Based Radio System Maint & Repairs	1.0000	1,000.00	1,000.00
1010.35.4630.5214.100	SCBA Annual Testing	1.0000	1,000.00	1,000.00
	Account 5214.100 - Repair and Maint Service General Totals	Transactions	8	\$8,500.00
	Account 5216.100 - Communications General Services			
1010.35.4630.5216.100	Public Safety Radio Service (22 Units)	9.0000	924.00	8,316.00
	Account 5216.100 - Communications General Services Totals	Transactions	1	\$8,316.00
	Account 5220.100 - Employee Development General			
1010.35.4630.5220.100	EMT Certification & Other Training	1.0000	650.00	650.00
	Account 5220.100 - Employee Development General Totals	Transactions	1	\$650.00
	Account 5223.105 - Meals and Refreshments Emergencies and Meetings			
1010.35.4630.5223.105	Meals & Refreshments- Employees	1.0000	25.00	25.00
	Account 5223.105 - Meals and Refreshments Emergencies and Meetings Totals	Transactions	1	\$25.00
	Account 5269.135 - Emergency Incident Costs Fire Related			
1010.35.4630.5269.135	Emergency Incident Costs: Fire Related	1.0000	300.00	300.00
	Account 5269.135 - Emergency Incident Costs Fire Related Totals	Transactions	1	\$300.00
	Account 5304 - Furniture & Equipment			
1010.35.4630.5304	Chainsaw	1.0000	1,000.00	1,000.00
1010.35.4630.5304	Fire Hose & Nozzles	1.0000	6,652.00	6,652.00
1010.35.4630.5304	Personal Protective Equipment (PPE)	1.0000	10,000.00	10,000.00
1010.35.4630.5304	St 81 Pressure Washer for Hose Washing	1.0000	700.00	700.00



# Town of Paradise

Budget Transactions Report  
Budget Year of 2019/20

G/L Account	Transaction	Number of Units	Cost per Unit	Total Amount
1010.35.4630.5304	St 81 Treadmill	1.0000	1,500.00	1,500.00
	Account 5304 - Furniture & Equipment Totals	Transactions	5	\$19,852.00
	Account 5501 - Debt Service Payment - Principal			
1010.35.4630.5501	CA FIRE Retiree Medical Note - final 06/23	1.0000	68,737.70	68,738.00
	Account 5501 - Debt Service Payment - Principal Totals	Transactions	1	\$68,738.00

**TOWN OF PARADISE**  
**Fiscal Year 2019/20 Budget**

Account Number	Description	2018 Actual Amount	2019 Amended Budget	2019 Estimated Amount	2020 Department Requested	2020 Manager Recommend	2020 Town Council Adopted
<b>Fund: 1010 - General Fund</b>							
<b>Department: 35 - Fire</b>							
<b>Program: 4640 - Fire - Volunteer Program</b>							
<b>Expenditures</b>							
	5100 Personnel Services	3,493	7,000	5,273	2,960	2,960	2,960
	5200 Supplies and Services	4,146	1,200	279	687	687	687
	5300 Capital Outlay	-	-	-	-	-	-
	5500 Debt Service	-	-	-	-	-	-
Total Expenditures		7,639	8,200	5,552	3,647	3,647	3,647
<b>Revenues</b>							
	Service Fees						
	Fines and Forfeitures						
	Other						
Total Revenues		-	-	-	-	-	-
Net General Fund Support		7,639	8,200	5,552	3,647	3,647	3,647

**TOWN OF PARADISE  
Fiscal Year 2019/20 Budget**

Account Number	Description	2018 Actual Amount	2019 Amended Budget	2019 Estimated Amount	2020		
					Department Requested	2020 Manager Recommend	2020 Town Council Adopted
Fund: 1010 - General Fund							
EXPENSES							
Department: 35 - Fire							
Program: 4640 - Fire - Volunteer Program							
5118	Volunteer Benefits	3,493	7,000	5,273	2,960	2,960	2,960
5202.100	Operating Supplies General	172	200	-	200	200	200
5213.100	Professional/Contract Services General	3,974	1,000	279	487	487	487
EXPENSE GRAND Totals:		7,639	8,200	5,552	3,647	3,647	3,647



# Town of Paradise

Budget Transactions Report  
Budget Year of 2019/20

G/L Account	Transaction	Number of Units	Cost per Unit	Total Amount
<b>EXPENSES</b>				
Fund 1010 - General Fund				
Department 35 - Fire				
Program 4640 - Fire - Volunteer Program				
Account 5118 - Volunteer Benefits				
1010.35.4640.5118	\$10K life/AD& D	4.0000	22.80	91.20
1010.35.4640.5118	CSFA Annual Dues	1.0000	775.00	775.00
1010.35.4640.5118	Length of Service Award	3.0000	350.00	1,050.00
1010.35.4640.5118	Medicare	1.0000	25.00	25.00
1010.35.4640.5118	Worker's Compensation	1.0000	1,018.00	1,018.00
	Account 5118 - Volunteer Benefits Totals	Transactions	5	<u>\$2,959.20</u>
Account 5202.100 - Operating Supplies General				
1010.35.4640.5202.100	Personal Protective Equipment	1.0000	100.00	100.00
1010.35.4640.5202.100	Uniforms	1.0000	100.00	100.00
	Account 5202.100 - Operating Supplies General Totals	Transactions	2	<u>\$200.00</u>
Account 5213.100 - Professional/Contract Services General				
1010.35.4640.5213.100	Annual Medical Exams- Public Health	1.0000	87.00	87.00
1010.35.4640.5213.100	Volunteer Stipends	1.0000	400.00	400.00
	Account 5213.100 - Professional/Contract Services General Totals	Transactions	2	<u>\$487.00</u>

FY 2019/20

## Community Development Department

Planning, Waste Management,  
Building Safety & Wastewater Services and  
Abandoned Vehicle Abatement (AVA)

**TOWN OF PARADISE  
Fiscal Year 2019/20 Budget**

Account Number	Description	2018 Actual Amount	2019 Amended Budget	2019 Estimated Amount	2020 Department Requested	2020 Manager Recommend	2020 Town Council Adopted
<b>Fund: 1010 - General Fund</b>							
<b>Department: 40 - Community Development</b>							
<b>Program: 4720 - CDD Planning</b>							
<b>Expenditures</b>							
5100	Personnel Services	140,767	140,626	137,568	140,223	140,223	140,223
5200	Supplies and Services	11,047	9,840	8,676	10,242	10,242	10,242
5300	Capital Outlay	2,825	-	-	-	-	-
5500	Debt Service	7,337	7,337	7,337	7,337	7,337	7,337
Total Expenditures		161,976	157,803	153,581	157,802	157,802	157,802
<b>Revenues</b>							
	Service Fees						
	Fines and Forfeitures						
	Other						
Total Revenues		-	-	-	-	-	-
Net General Fund Support		161,976	157,803	153,581	157,802	157,802	157,802

**Fiscal Year 2019-2020 Personnel Allocation**

Position/Title	Weekly Hours	Percent Allocated	Full Time Equiv	Allocated Wages & Benefits
Comm. Development Director	40	23%	0.23	28,243
Comm. Development Manager/Asst Planner	40	14%	0.14	17,134
Code Enforcement Officer	40	90%	0.90	71,319
		Total	1.27	116,696
<b>Allocation to Other Programs</b>				
Comm. Development Director	Wst Mgt 3%; BSWW 74%			
Comm. Development Manager/Asst Planner	Wst Mgt 3%; BSWW 75%; Gas Tax 8%			
Code Enforcement Officer	BSWW 10%			

**TOWN OF PARADISE**  
**Fiscal Year 2019/20 Budget**

Account Number	Description	2018 Actual Amount	2019 Amended Budget	2019 Estimated Amount	2020		
					Department Requested	2020 Manager Recommend	2020 Town Council Adopted
Fund: 1010 - General Fund							
EXPENSES							
Department: 40 - Community Development							
Program: 4720 - CDD Planning							
5101	Salaries - Permanent	81,442	84,547	79,504	82,798	82,798	82,798
5105	Salaries - Overtime/FLSA	25	-	2,342	-	-	-
5106.100	Incentives & Admin Leave Administrative Leave	1,727	1,883	815	1,679	1,679	1,679
5106.200	Incentives & Admin Leave Gym Reimbursement	-	25	-	-	-	-
5107	Car Allowance/Mileage	552	552	414	552	552	552
5109.101	Allowances Boot Allowance	450	450	450	450	450	450
5111	Medicare	1,101	1,268	1,149	1,345	1,345	1,345
5112.101	Retirement Contribution PERS	20,444	16,465	22,489	11,309	11,309	11,309
5113	Worker's Compensation	3,232	3,892	3,892	4,047	4,047	4,047
5114.101	Health Insurance Medical	13,513	15,303	11,686	14,412	14,412	14,412
5114.102	Health Insurance Dental	1,837	-	-	-	-	-
5114.103	Health Insurance Vision	147	-	-	-	-	-
5116.101	Life and Disability Insurance Life & Disab.	339	1,114	822	1,094	1,094	1,094
5116.102	Life and Disability Insurance Long Term/Short Term Disability	451	-	-	-	-	-
5119.100	Retiree Costs Medical Insurance	15,096	15,127	15,129	15,281	15,281	15,281
5122	Accrual Bank Payoff	410	-	-	7,256	7,256	7,256
5199.130	Other Payroll Expenses Interfund Payroll Transfers	-	-	(1,124)	-	-	-
5201.100	Office Supplies General	138	150	150	150	150	150
5202.100	Operating Supplies General	198	200	200	200	200	200
5209.101	Auto Fuel Expense Town Vehicles	1,107	1,000	200	750	750	750
5210.100	Postage General	907	700	350	600	600	600
5213.100	Professional/Contract Services General	33	50	13	50	50	50
5214.100	Repair and Maint Service General	6,352	5,225	5,225	5,382	5,382	5,382
5216.100	Communications General Services	1,152	1,200	1,152	1,910	1,910	1,910
5218.100	Advertising General	1,120	800	871	1,200	1,200	1,200
5219.100	Printing General	27	-	-	-	-	-
5220.100	Employee Development General	-	515	515	-	-	-
5223.101	Meals and Refreshments Employee Meals-MOU Overtime	14	-	-	-	-	-
5304	Furniture & Equipment	2,825	-	-	-	-	-
5501	Debt Service Payment - Principal	7,337	7,337	7,337	7,337	7,337	7,337



**TOWN OF PARADISE  
Fiscal Year 2019/20 Budget**

Account Number	Description	2018 Actual Amount	2019 Amended Budget	2019 Estimated Amount	2020		
					Department Requested	2020 Manager Recommend	2020 Town Council Adopted
	EXPENSE GRAND Totals:	161,976	157,803	153,581	157,802	157,802	157,802



# Town of Paradise

## Budget Transactions Report

### Budget Year of 2019/20

G/L Account	Transaction	Number of Units	Cost per Unit	Total Amount
<b>EXPENSES</b>				
Fund 1010 - General Fund				
Department 40 - Community Development				
Program 4720 - CDD Planning				
Account 5119.100 - Retiree Costs Medical Insurance				
1010.40.4720.5119.100	Retiree Health Premium	1.0000	15,127.00	15,127.00
		Transactions	1	<u>\$15,127.00</u>
	Account 5119.100 - Retiree Costs Medical Insurance Totals			
Account 5201.100 - Office Supplies General				
1010.40.4720.5201.100	Pens, Batteries, and Other Office Supplies	1.0000	150.00	150.00
		Transactions	1	<u>\$150.00</u>
	Account 5201.100 - Office Supplies General Totals			
Account 5202.100 - Operating Supplies General				
1010.40.4720.5202.100	Paper, file folders, and toner	1.0000	200.00	200.00
		Transactions	1	<u>\$200.00</u>
	Account 5202.100 - Operating Supplies General Totals			
Account 5209.101 - Auto Fuel Expense Town Vehicles				
1010.40.4720.5209.101	Fuel - town vehicles	1.0000	750.00	750.00
		Transactions	1	<u>\$750.00</u>
	Account 5209.101 - Auto Fuel Expense Town Vehicles Totals			
Account 5210.100 - Postage General				
1010.40.4720.5210.100	General Postage	1.0000	600.00	600.00
		Transactions	1	<u>\$600.00</u>
	Account 5210.100 - Postage General Totals			
Account 5213.100 - Professional/Contract Services General				
1010.40.4720.5213.100	Recording fees	1.0000	50.00	50.00
		Transactions	1	<u>\$50.00</u>
	Account 5213.100 - Professional/Contract Services General Totals			
Account 5214.100 - Repair and Maint Service General				
1010.40.4720.5214.100	Accela Maintenance Renewal	1.0000	5,382.00	5,382.00
		Transactions	1	<u>\$5,382.00</u>
	Account 5214.100 - Repair and Maint Service General Totals			
Account 5216.100 - Communications General Services				
1010.40.4720.5216.100	Cell phone service	12.0000	96.10	1,153.20
1010.40.4720.5216.100	Public Safety Radio System - (2 units)	9.0000	84.00	756.00
		Transactions	2	<u>\$1,909.20</u>
	Account 5216.100 - Communications General Services Totals			
Account 5218.100 - Advertising General				



# Town of Paradise

Budget Transactions Report  
Budget Year of 2019/20

G/L Account	Transaction	Number of Units	Cost per Unit	Total Amount
1010.40.4720.5218.100	Public hearing notices and ordinance revisions	1.0000	1,200.00	1,200.00
	Account 5218.100 - Advertising General Totals	Transactions	1	\$1,200.00
	Account 5501 - Debt Service Payment - Principal			
1010.40.4720.5501	County Teeter of Code Violations - final 06/21	2.0000	3,668.29	7,337.00
	Account 5501 - Debt Service Payment - Principal Totals	Transactions	1	\$7,337.00

**TOWN OF PARADISE  
Fiscal Year 2019/20 Budget**

Account Number	Description	2018 Actual Amount	2019 Amended Budget	2019 Estimated Amount	2020 Department Requested	2020 Manager Recommend	2020 Town Council Adopted
<b>Fund: 1010 - General Fund</b>							
<b>Department: 40 - Community Development</b>							
<b>Program: 4780 - CDD - Waste Management</b>							
<b>Expenditures</b>							
	5100 Personnel Services	45,712	53,797	36,726	12,764	12,764	12,764
	5200 Supplies and Services	1,976	1,016	42	20	20	20
	5300 Capital Outlay	-	-	-	-	-	-
	5500 Debt Service	1,178	1,179	1,178	1,178	1,178	1,178
Total Expenditures		48,866	55,992	37,946	13,962	13,962	13,962
<b>Revenues</b>							
	Service Fees						
	Fines and Forfeitures						
	Other						
Total Revenues		-	-	-	-	-	-
Net General Fund Support		48,866	55,992	37,946	13,962	13,962	13,962

**Fiscal Year 2019-2020 Personnel Allocation**

Position/Title	Weekly Hours	Percent Allocated	Full Time Equiv	Allocated Wages & Benefits
Comm. Development Director	40	3%	0.03	3,684
Comm. Development Manager/Asst Planner	40	3%	0.03	3,672
		Total	0.06	7,355
<b>Allocation to Other Programs</b>				
Comm. Development Director	Plan 23%; BSWW 74%			
Comm. Development Manager/Asst Planner	Plan 14%; BSWW 75%; Gas Tax 8%			

**TOWN OF PARADISE**  
**Fiscal Year 2019/20 Budget**

Account Number	Description	2018 Actual Amount	2019 Amended Budget	2019 Estimated Amount	2020		
					Department Requested	2020 Manager Recommend	2020 Town Council Adopted
Fund: 1010 - General Fund							
EXPENSES							
Department: 40 - Community Development							
Program: 4780 - CDD - Waste Management							
5101	Salaries - Permanent	33,844	35,897	29,697	5,113	5,113	5,113
5105	Salaries - Overtime/FLSA	44	-	1,303	-	-	-
5106.100	Incentives & Admin Leave Administrative Leave	1,586	1,812	602	259	259	259
5106.200	Incentives & Admin Leave Gym Reimbursement	-	43	-	-	-	-
5107	Car Allowance/Mileage	408	408	306	72	72	72
5111	Medicare	492	553	451	157	157	157
5112.101	Retirement Contribution PERS	3,019	9,901	2,797	1,113	1,113	1,113
5113	Worker's Compensation	407	466	466	68	68	68
5114.101	Health Insurance Medical	4,070	4,298	3,479	559	559	559
5114.102	Health Insurance Dental	631	-	-	-	-	-
5114.103	Health Insurance Vision	61	-	-	-	-	-
5116.101	Life and Disability Insurance Life & Disab.	121	419	408	60	60	60
5116.102	Life and Disability Insurance Long Term/Short Term Disability	327	-	-	-	-	-
5122	Accrual Bank Payoff	703	-	-	5,363	5,363	5,363
5199.130	Other Payroll Expenses Interfund Payroll Transfers	-	-	(2,783)	-	-	-
5211.135	Utilities Water and Sewer	1,949	1,000	-	-	-	-
5213.100	Professional/Contract Services General	27	16	42	20	20	20
5501	Debt Service Payment - Principal	1,178	1,179	1,178	1,178	1,178	1,178
EXPENSE GRAND Totals:		48,866	55,992	37,946	13,962	13,962	13,962



# Town of Paradise

Budget Transactions Report  
Budget Year of 2019/20

G/L Account	Transaction	Number of Units	Cost per Unit	Total Amount
<b>EXPENSES</b>				
Fund 1010 - General Fund				
Department 40 - Community Development				
Program 4780 - CDD - Waste Management				
Account 5213.100 - Professional/Contract Services General				
1010.40.4780.5213.100	Lien Recording Fees	1.0000	20.00	20.00
	Account 5213.100 - Professional/Contract Services General Totals	Transactions	1	<u>\$20.00</u>
Account 5501 - Debt Service Payment - Principal				
1010.40.4780.5501	County Teeter of Code Violations	2.0000	589.07	1,178.00
	Account 5501 - Debt Service Payment - Principal Totals	Transactions	1	<u>\$1,178.00</u>

**TOWN OF PARADISE**  
**Fiscal Year 2019/20 Budget**

Account Number	Description	2018 Actual Amount	2019 Amended Budget	2019 Estimated Amount	2020 Department Requested	2020 Manager Recommend	2020 Town Council Adopted
<b>Fund:</b> 2030 - Building Safety & Waste Wtr Svcs							
<b>Department:</b> 40 - Community Development							
<b>Program:</b> 4730 - Building and Onsite Inspections							
<b>Expenditures</b>							
	5100 Personnel Services	652,660	647,312	586,511	640,350	640,350	640,350
	5200 Supplies and Services	60,334	357,015	295,490	1,177,681	1,177,681	1,177,681
	5300 Capital Outlay	3,760	-	-	23,061	23,061	23,061
	5500 Debt Service	8,742	12,661	14,161	12,502	12,502	12,502
Total Expenditures		725,496	1,016,988	896,162	1,853,594	1,853,594	1,853,594
<b>Revenues</b>							
	Service Fees	1,022,923	891,230	1,531,791	1,991,095	1,991,095	1,991,095
	Fines and Forfeitures	12,228	10,500	16,350	15,000	15,000	15,000
	Other	27,201	17,000	17,000	27,000	27,000	27,000
Total Revenues		1,062,352	918,730	1,565,141	2,033,095	2,033,095	2,033,095
Net Income		336,856	(98,258)	668,979	179,501	179,501	179,501
Transfers In		-	-	-	-	-	-
Transfers (Out)		(213,513)	(213,678)	(199,537)	(191,313)	(191,313)	(191,313)
Ending Fund Balance		606,583	294,647	1,076,025	1,064,213	1,064,213	1,064,213

**Fiscal Year 2019-2020 Personnel Allocation**

<b>Position/Title</b>	<b>Weekly Hours</b>	<b>Percent Allocated</b>	<b>Full Time Equiv</b>	<b>Allocated Wages &amp; Benefits</b>
Building Permit Tech.	40	100%	1.00	52,135
Onsite Official	40	100%	1.00	130,352
Environmental Specialist	40	100%	1.00	85,597
Environmental Technician	40	100%	1.00	43,078
Community Development Director	40	74%	0.74	90,870
Community Development Manager/Asst Planner	40	75%	0.75	91,788
Code Enforcement Officer	40	10%	0.10	7,924
Fire Prevention Inspector	40	67%	0.67	45,194
Town Manager	40	4%	0.04	9,765
PW Director/Engineer	40	2%	0.02	2,380
Administrative/Finance Director	40	4%	0.04	7,193
Senior Accountant	40	4%	0.04	3,650
		<b>Total</b>	<b>6.40</b>	<b>569,926</b>

**Allocation to Other Programs**

Community Development Director	Planning 23%; Wst Mgt 3%
Community Development Manager/Asst Planner	Planning 14%; Wst Mgt 3%; Gas Tax 8%
Code Enforcement Officer	Planning 90%
Fire Prevention Inspector	Fire Admin 33%
Town Manager	Twn Mngr 66; BHS 22%; Gas Tax 8%;
PW Director/Engineer	Eng 15%; Streets 80%; Transp 3%
Administrative/Finance Director	Finance 90%; Gas Tax 4%; Transp 2%
Senior Accountant	Finance 78%; BHS 5%; Gas Tax 10%; Transp 3%



**TOWN OF PARADISE**  
**Fiscal Year 2019/20 Budget**

Account Number	Description	2018 Actual Amount	2019 Amended Budget	2019 Estimated Amount	2020		
					Department Requested	2020 Manager Recommend	2020 Town Council Adopted
Fund: 2030 - Building Safety & Waste Wtr Svcs							
REVENUES							
Department: 40 - Community Development							
Program: 4730 - Building and Onsite Inspections							
3320.100	Federal Revenue - Other Refunds and Reimbursements	502	-	-	-	-	-
3380.102	Local Government Revenue Fines and Citations Onsite	12,228	10,500	16,350	15,000	15,000	15,000
3401.301	CDD Building Plan Check Fees	110,602	104,000	400,000	700,000	700,000	700,000
3401.302	CDD Building Construction Review-Bldg Permit	299,048	270,000	530,000	650,000	650,000	650,000
3401.306	CDD Building Development Permit/DIF Est Req	307	307	715	1,500	1,500	1,500
3401.308	CDD Building Solar System Plan Checks/Permits	2,146	-	-	-	-	-
3401.320	CDD Building Permit Valuation Surcharge	47	75	919	2,500	2,500	2,500
3404.116	Onsite Land Use Review	14,860	10,000	21,659	36,000	36,000	36,000
3404.117	Onsite Repairs to Maintain Existing Use	71,464	43,000	55,851	48,000	48,000	48,000
3404.118	Onsite New Installation Standard System	11,940	5,000	6,929	5,000	5,000	5,000
3404.119	Onsite Permit: Alteration/Expanded Use	3,722	1,500	5,044	8,000	8,000	8,000
3404.120	Onsite Review for Land Division	1,061	541	541	541	541	541
3404.123	Onsite Hourly Service Fee	1,337	-	-	-	-	-
3404.125	Onsite Escrow Clearance	54,134	26,000	31,794	30,000	30,000	30,000
3404.126	Onsite Building Permit Clearance	5,603	2,500	12,534	30,000	30,000	30,000
3404.127	Onsite Operating Permit/Annual	396,513	395,000	395,000	395,000	395,000	395,000
3404.128	Onsite Construct Install Permit Renewal	-	272	272	272	272	272
3404.129	Onsite Innovative System Review/Permit	-	1,882	1,882	1,882	1,882	1,882
3404.130	Onsite Water Well Clearance	-	94	659	1,200	1,200	1,200
3404.137	Onsite Alternative Systems Review	8,395	3,000	3,218	3,000	3,000	3,000
3404.138	Onsite Abandonment of Septic System	495	859	1,575	1,200	1,200	1,200
3404.150	Onsite Annual Evaluator License Fee	1,705	1,500	3,500	1,500	1,500	1,500
3404.151	Onsite Extension Req for Eval or Repair	996	500	368	500	500	500
3404.160	Onsite Graywater System (Construction)	107	-	-	-	-	-
3410.150	Administrative Services Late Fees	7	-	-	-	-	-
3422.337	Fire Code Enforcement Inspection	33,219	18,000	42,415	50,000	50,000	50,000
3422.368	Fire Permit Fees	5,215	7,200	16,916	25,000	25,000	25,000
3610.100	Interest Revenue Investments	2,380	2,000	2,000	2,000	2,000	2,000
3901.100	Refunds and Reimbursements Miscellaneous	24,317	15,000	15,000	25,000	25,000	25,000
3902.100	Miscellaneous Revenue General	0	-	-	-	-	-

**TOWN OF PARADISE**  
**Fiscal Year 2019/20 Budget**

Account Number	Description	2020					
		2018 Actual Amount	2019 Amended Budget	2019 Estimated Amount	Department Requested	2020 Manager Recommend	2020 Town Council Adopted
3902.110	Miscellaneous Revenue Cash Over and Short	1	-	-	-	-	-
<b>REVENUES Total</b>		1,062,352	918,730	1,565,141	2,033,095	2,033,095	2,033,095
<b>EXPENSES</b>							
Department: 40 - Community Development							
Program: 4730 - Building and Onsite Inspections							
5101	Salaries - Permanent	388,024	386,970	348,626	383,064	383,064	383,064
5102	Salaries - Temporary	23,198	22,500	27,620	-	-	-
5103.101	Differential Pay On Call	246	-	-	-	-	-
5105	Salaries - Overtime/FLSA	1,571	-	19,330	2,000	2,000	2,000
5106.100	Incentives & Admin Leave Administrative Leave	9,013	9,193	5,869	10,478	10,478	10,478
5106.200	Incentives & Admin Leave Gym Reimbursement	754	120	180	240	240	240
5107	Car Allowance/Mileage	1,632	1,680	1,318	2,008	2,008	2,008
5109.100	Allowances Uniform Allowance	455	455	455	455	455	455
5109.101	Allowances Boot Allowance	1,485	1,187	1,183	687	687	687
5111	Medicare	6,079	6,024	5,868	5,680	5,680	5,680
5112.101	Retirement Contribution PERS	77,992	88,516	85,439	105,556	105,556	105,556
5113	Worker's Compensation	22,592	27,011	27,011	19,961	19,961	19,961
5114.101	Health Insurance Medical	58,095	65,463	59,137	52,619	52,619	52,619
5114.102	Health Insurance Dental	9,637	-	-	-	-	-
5114.103	Health Insurance Vision	693	-	-	-	-	-
5116.101	Life and Disability Insurance Life & Disab.	1,841	5,431	5,151	5,076	5,076	5,076
5116.102	Life and Disability Insurance Long Term/Short Term Disability	3,690	-	-	-	-	-
5119.100	Retiree Costs Medical Insurance	32,357	32,525	32,601	33,363	33,363	33,363
5122	Accrual Bank Payoff	13,306	237	3,767	19,163	19,163	19,163
5199.130	Other Payroll Expenses Interfund Payroll Transfers	-	-	(37,044)	-	-	-
5201.100	Office Supplies General	243	400	450	500	500	500
5202.100	Operating Supplies General	1,004	2,500	1,050	2,250	2,250	2,250
5204	Subscriptions and Code Books	994	2,500	1,000	2,000	2,000	2,000
5209.101	Auto Fuel Expense Town Vehicles	3,208	3,000	2,700	5,000	5,000	5,000
5210.100	Postage General	1,462	1,500	567	1,500	1,500	1,500
5213.100	Professional/Contract Services General	4,737	300,000	245,522	1,068,125	1,068,125	1,068,125
5214.100	Repair and Maint Service General	41,091	39,269	39,348	88,735	88,735	88,735
5216.100	Communications General Services	2,840	3,700	2,667	3,690	3,690	3,690
5218.100	Advertising General	739	1,500	-	3,016	3,016	3,016

**TOWN OF PARADISE**  
**Fiscal Year 2019/20 Budget**

Account Number	Description	2018 Actual Amount	2019 Amended Budget	2019 Estimated Amount	2020		
					Department Requested	2020 Manager Recommend	2020 Town Council Adopted
5219.100	Printing General	81	200	-	100	100	100
5220.100	Employee Development General	3,476	2,000	1,775	2,765	2,765	2,765
5223.101	Meals and Refreshments Employee Meals-MOU Overtime	2	25	25	-	-	-
5225	Bank Fees and Charges	457	421	386	-	-	-
5304	Furniture & Equipment	3,760	-	-	23,061	23,061	23,061
5501	Debt Service Payment - Principal	8,742	12,661	14,161	12,502	12,502	12,502
5910.010	Transfers Out To General Fund	208,513	213,678	199,537	191,313	191,313	191,313
5910.611	Transfers Out GASB 45 Retiree Medical Trust	5,000	-	-	-	-	-
<b>EXPENSES Total</b>		<b>939,009</b>	<b>1,230,666</b>	<b>1,095,699</b>	<b>2,044,907</b>	<b>2,044,907</b>	<b>2,044,907</b>
Fund Total: 2030 - Building Safety & Waste Wtr Svcs		123,343	(311,936)	469,442	(11,812)	(11,812)	(11,812)
<b>ENDING FUND BALANCE</b>		<b>606,583</b>	<b>294,647</b>	<b>1,076,025</b>	<b>1,064,213</b>	<b>1,064,213</b>	<b>1,064,213</b>



# Town of Paradise

## Budget Transactions Report

### Budget Year of 2019/20

G/L Account	Transaction	Number of Units	Cost per Unit	Total Amount
<b>EXPENSES</b>				
Fund 2030 - Building Safety & Waste Wtr Svcs				
Department 40 - Community Development				
Program 4730 - Building and Onsite Inspections				
Account 5119.100 - Retiree Costs Medical Insurance				
2030.40.4730.5119.100	Retiree Health Premium	1.0000	33,363.00	33,363.00
	Account 5119.100 - Retiree Costs Medical Insurance Totals	Transactions	1	<u>\$33,363.00</u>
Account 5201.100 - Office Supplies General				
2030.40.4730.5201.100	Pens, Post-its, White out, Paper Clips, Lysol Wipes, Binders	1.0000	500.00	500.00
	Account 5201.100 - Office Supplies General Totals	Transactions	1	<u>\$500.00</u>
Account 5202.100 - Operating Supplies General				
2030.40.4730.5202.100	Field Tools and Supplies	1.0000	750.00	750.00
2030.40.4730.5202.100	Hydrant Supplies	1.0000	500.00	500.00
2030.40.4730.5202.100	Paper, File Folders and Toner	1.0000	1,000.00	1,000.00
	Account 5202.100 - Operating Supplies General Totals	Transactions	3	<u>\$2,250.00</u>
Account 5204 - Subscriptions and Code Books				
2030.40.4730.5204	Fire & Building Code Books	1.0000	1,000.00	1,000.00
2030.40.4730.5204	NFPA NCSS	1.0000	1,000.00	1,000.00
	Account 5204 - Subscriptions and Code Books Totals	Transactions	2	<u>\$2,000.00</u>
Account 5209.101 - Auto Fuel Expense Town Vehicles				
2030.40.4730.5209.101	Fuel - Inspection Vehicles	1.0000	5,000.00	5,000.00
	Account 5209.101 - Auto Fuel Expense Town Vehicles Totals	Transactions	1	<u>\$5,000.00</u>
Account 5210.100 - Postage General				
2030.40.4730.5210.100	General Postage	1.0000	1,500.00	1,500.00
	Account 5210.100 - Postage General Totals	Transactions	1	<u>\$1,500.00</u>
Account 5213.100 - Professional/Contract Services General				
2030.40.4730.5213.100	Lab Samples - Ground & Surface Water	1.0000	3,000.00	3,000.00
2030.40.4730.5213.100	Lien Recording Fees	1.0000	125.00	125.00
2030.40.4730.5213.100	New Hire Recruitment and Background	1.0000	5,000.00	5,000.00
2030.40.4730.5213.100	Subcontractor Services - 4 Leaf	1.0000	1,060,000.00	1,060,000.00



# Town of Paradise

## Budget Transactions Report

### Budget Year of 2019/20

G/L Account	Transaction		Number of Units	Cost per Unit	Total Amount
		Account 5213.100 - Professional/Contract Services General Totals	Transactions	4	\$1,068,125.00
	Account 5214.100 - Repair and Maint Service General				
2030.40.4730.5214.100	Accela 10 Mobile Licenses		1.0000	19,000.00	19,000.00
2030.40.4730.5214.100	Accela Maintenance Renewal		1.0000	39,184.51	39,185.00
2030.40.4730.5214.100	Acrobat Pro		1.0000	200.00	200.00
2030.40.4730.5214.100	BlueBeam Revu - Online		1.0000	350.00	350.00
2030.40.4730.5214.100	Inspector Scheduling Software		1.0000	30,000.00	30,000.00
		Account 5214.100 - Repair and Maint Service General Totals	Transactions	5	\$88,735.00
	Account 5216.100 - Communications General Services				
2030.40.4730.5216.100	Cell and Data Service for Mobile Devices		1.0000	3,000.00	3,000.00
2030.40.4730.5216.100	Cell Phone Allowance		1.0000	690.00	690.00
		Account 5216.100 - Communications General Services Totals	Transactions	2	\$3,690.00
	Account 5219.100 - Printing General				
2030.40.4730.5219.100	Business Cards		1.0000	100.00	100.00
		Account 5219.100 - Printing General Totals	Transactions	1	\$100.00
	Account 5220.100 - Employee Development General				
2030.40.4730.5220.100	International Code Council - Codes & Membership		1.0000	515.00	515.00
2030.40.4730.5220.100	Membership Dues - NFPA, NFSA, ICC, SVABO, CASI, COWA, NSABO		1.0000	250.00	250.00
2030.40.4730.5220.100	Trainings and Seminars		1.0000	2,000.00	2,000.00
		Account 5220.100 - Employee Development General Totals	Transactions	3	\$2,765.00
	Account 5304 - Furniture & Equipment				
2030.40.4730.5304	Desktops & Monitors		10.0000	1,500.00	15,000.00
2030.40.4730.5304	File Storage Server		1.0000	3,461.00	3,461.00
2030.40.4730.5304	Shoretel Phones		8.0000	350.00	2,800.00
2030.40.4730.5304	Tablets		6.0000	300.00	1,800.00
		Account 5304 - Furniture & Equipment Totals	Transactions	4	\$23,061.00
	Account 5501 - Debt Service Payment - Principal				
2030.40.4730.5501	(C) USBan Onsite Truck - Final 08/21		4.0000	1,504.28	6,017.00
2030.40.4730.5501	(F) Enterprise - Chevy Colorado - Final 03/23		12.0000	536.66	6,440.00



# Town of Paradise

Budget Transactions Report  
Budget Year of 2019/20

G/L Account	Transaction	Number of Units	Cost per Unit	Total Amount
2030.40.4730.5501	County Teeter of Code Violations - Final 06/21	2.0000	22.31	45.00
	Account 5501 - Debt Service Payment - Principal Totals	Transactions	3	\$12,502.00
	Account 5910.010 - Transfers Out To General Fund			
2030.40.4730.5910.010	Central Services Allocation	1.0000	113,512.00	113,512.00
2030.40.4730.5910.010	Pension Obligation Bond	1.0000	77,801.00	77,801.00
	Account 5910.010 - Transfers Out To General Fund Totals	Transactions	2	\$191,313.00

**TOWN OF PARADISE**  
**Fiscal Year 2019/20 Budget**

Account Number	Description	2018 Actual Amount	2019 Amended Budget	2019 Estimated Amount	2020 Department Requested	2020 Manager Recommend	2020 Town Council Adopted
<b>Fund:</b> 2215 - AVA Abandoned Vehicle Abatement							
<b>Department:</b> 40 - Community Development							
<b>Program:</b> 4735 - CDD Vehicle Abate Code Enforce							
<b>Expenditures</b>							
	5100 Personnel Services	-	-	-	-	-	-
	5200 Supplies and Services	1,317	1,189	917	1,264	1,264	1,264
	5300 Capital Outlay	-	-	-	-	-	-
	5500 Debt Service	322	81	81	-	-	-
Total Expenditures		1,639	1,270	998	1,264	1,264	1,264
<b>Revenues</b>							
	Service Fees	-	-	-	-	-	-
	Fines and Forfeitures	-	-	-	-	-	-
	Other	22,440	20,600	16,050	15,200	15,200	15,200
Total Revenues		22,440	20,600	16,050	15,200	15,200	15,200
Net Income		20,801	19,330	15,052	13,936	13,936	13,936
Transfers In		-	-	-	-	-	-
Transfers (Out)		(16,844)	(16,000)	(6,982)	(10,000)	(10,000)	(10,000)
Ending Fund Balance		131,124	134,454	139,194	143,130	143,130	143,130

**TOWN OF PARADISE  
Fiscal Year 2019/20 Budget**

Account Number	Description	2018 Actual Amount	2019 Amended Budget	2019 Estimated Amount	2020		
					Department Requested	2020 Manager Recommend	2020 Town Council Adopted
Fund: 2215 - AVA Abandoned Vehicle Abatement							
REVENUES							
Department: 40 - Community Development							
Program: 0000 - Non Program Activity							
3345.007	State Revenues - Other Abandoned Vehicle Abatement Prog	21,293	20,000	14,850	14,000	14,000	14,000
3610.100	Interest Revenue Investments	1,148	600	1,200	1,200	1,200	1,200
<b>REVENUES Total</b>		<b>22,440</b>	<b>20,600</b>	<b>16,050</b>	<b>15,200</b>	<b>15,200</b>	<b>15,200</b>
EXPENSES							
Department: 40 - Community Development							
Program: 4735 - CDD Vehicle Abate Code Enforce							
5209.101	Auto Fuel Expense Town Vehicles	1,045	1,000	635	1,000	1,000	1,000
5210.100	Postage General	131	75	168	150	150	150
5216.100	Communications General Services	114	114	114	114	114	114
5219.100	Printing General	27	-	-	-	-	-
5501	Debt Service Payment - Principal	322	81	81	-	-	-
5910.010	Transfers Out To General Fund	16,844	16,000	6,982	10,000	10,000	10,000
<b>EXPENSES Total</b>		<b>18,484</b>	<b>17,270</b>	<b>7,980</b>	<b>11,264</b>	<b>11,264</b>	<b>11,264</b>
Fund Total: 2215 - AVA Abandoned Vehicle Abatement		3,957	3,330	8,070	3,936	3,936	3,936
<b>ENDING FUND BALANCE</b>		<b>131,124</b>	<b>134,454</b>	<b>139,194</b>	<b>143,130</b>	<b>143,130</b>	<b>143,130</b>





# Town of Paradise

Budget Transactions Report  
Budget Year of 2019/20

G/L Account	Transaction	Number of Units	Cost per Unit	Total Amount
<b>EXPENSES</b>				
Fund 2215 - AVA Abandoned Vehicle Abatement				
Department 40 - Community Development				
Program 4735 - CDD Vehicle Abate Code Enforce				
Account 5209.101 - Auto Fuel Expense Town Vehicles				
2215.40.4735.5209.101	Auto Fuel for AVA Activity	1.0000	1,000.00	1,000.00
		Transactions	1	<u>\$1,000.00</u>
	Account 5209.101 - Auto Fuel Expense Town Vehicles Totals			
	Account 5210.100 - Postage General			
2215.40.4735.5210.100	Postage for AVA Activity	1.0000	150.00	150.00
		Transactions	1	<u>\$150.00</u>
	Account 5210.100 - Postage General Totals			
	Account 5216.100 - Communications General Services			
2215.40.4735.5216.100	Data Plan for Tablet	12.0000	9.50	114.00
		Transactions	1	<u>\$114.00</u>
	Account 5216.100 - Communications General Services Totals			
	Account 5910.010 - Transfers Out To General Fund			
2215.40.4735.5910.010	Transfer to General Fund to Reimburse for AVA Wages	1.0000	10,000.00	10,000.00
		Transactions	1	<u>\$10,000.00</u>
	Account 5910.010 - Transfers Out To General Fund Totals			

FY 2019/20

Public Works Department

Engineering, Fleet Maintenance, Paradise Community Park,  
Public Facilities, Gas Tax/Streets Maintenance, Transit  
Operations and Transportation

**TOWN OF PARADISE**  
**Fiscal Year 2019/20 Budget**

Account Number	Description	2018 Actual Amount	2019 Amended Budget	2019 Estimated Amount	2020 Department Requested	2020 Manager Recommend	2020 Town Council Adopted
<b>Fund: 1010 - General Fund</b>							
<b>Department: 45 - Public Works</b>							
<b>Program: 4740 - Public Works - Engineering</b>							
<b>Expenditures</b>							
	5100 Personnel Services	36,840	39,396	37,681	33,756	33,756	33,756
	5200 Supplies and Services	11,874	11,251	12,016	17,702	17,702	17,702
	5300 Capital Outlay	2,825	-	-	-	-	-
	5500 Debt Service	-	-	-	-	-	-
Total Expenditures		51,538	50,647	49,697	51,458	51,458	51,458
<b>Revenues</b>							
	Service Fees						
	Fines and Forfeitures						
	Other						
Total Revenues		-	-	-	-	-	-
Net General Fund Support		51,538	50,647	49,697	51,458	51,458	51,458

**Fiscal Year 2019-2020 Personnel Allocation**

Position/Title	Weekly Hours	Percent Allocated	Full Time Equiv	Allocated Wages & Benefits
PW Director/Engineer	40	15%	0.15	17,850
Construction Inspector	40	9%	0.09	8,202
		Total	0.24	26,052
<b>Allocation to Other Programs</b>				
Asst. Town Manager/PW Director/Engineer	BSWW 2%; Gas Tax 80%; Transp 3%			
Construction Inspector	Gas Tax 89%; Transp 2%			

**TOWN OF PARADISE**  
**Fiscal Year 2019/20 Budget**

Account Number	Description	2018 Actual Amount	2019 Amended Budget	2019 Estimated Amount	2020		
					Department Requested	2020 Manager Recommend	2020 Town Council Adopted
Fund: 1010 - General Fund							
EXPENSES							
Department: 45 - Public Works							
Program: 4740 - Public Works - Engineering							
5101	Salaries - Permanent	19,019	20,510	20,367	16,965	16,965	16,965
5102	Salaries - Temporary	741	2,100	1,362	-	-	-
5105	Salaries - Overtime/FLSA	397	-	2,208	-	-	-
5106.100	Incentives & Admin Leave Administrative Leave	855	932	926	720	720	720
5106.200	Incentives & Admin Leave Gym Reimbursement	8	14	16	-	-	-
5107	Car Allowance/Mileage	360	360	360	300	300	300
5109.101	Allowances Boot Allowance	45	45	45	45	45	45
5111	Medicare	316	347	379	287	287	287
5112.101	Retirement Contribution PERS	2,843	2,820	2,761	3,252	3,252	3,252
5112.102	Retirement Contribution Social Security	46	-	-	-	-	-
5113	Worker's Compensation	1,951	2,333	2,333	2,183	2,183	2,183
5114.101	Health Insurance Medical	1,770	1,600	2,100	2,452	2,452	2,452
5114.102	Health Insurance Dental	303	-	-	-	-	-
5114.103	Health Insurance Vision	27	-	-	-	-	-
5116.101	Life and Disability Insurance Life & Disab.	77	231	283	217	217	217
5116.102	Life and Disability Insurance Long Term/Short Term Disability	183	-	-	-	-	-
5119.100	Retiree Costs Medical Insurance	7,899	8,104	7,516	7,335	7,335	7,335
5199.130	Other Payroll Expenses Interfund Payroll Transfers	-	-	(2,975)	-	-	-
5201.100	Office Supplies General	51	75	62	25	25	25
5209.101	Auto Fuel Expense Town Vehicles	1,614	2,000	3,000	3,000	3,000	3,000
5210.100	Postage General	206	150	95	120	120	120
5213.100	Professional/Contract Services General	7,064	6,000	5,950	10,000	10,000	10,000
5214.100	Repair and Maint Service General	2,634	2,792	2,792	2,876	2,876	2,876
5216.100	Communications General Services	81	100	81	81	81	81
5218.100	Advertising General	174	100	-	100	100	100
5219.100	Printing General	27	-	-	-	-	-
5220.100	Employee Development General	-	-	-	1,500	1,500	1,500
5223.101	Meals and Refreshments Employee Meals-MOU Overtime	22	34	36	-	-	-
5304	Furniture & Equipment	2,825	-	-	-	-	-

**TOWN OF PARADISE  
Fiscal Year 2019/20 Budget**

Account Number	Description	2018 Actual Amount	2019 Amended Budget	2019 Estimated Amount	2020		
					Department Requested	2020 Manager Recommend	2020 Town Council Adopted
	EXPENSE GRAND Totals:	51,538	50,647	49,697	51,458	51,458	51,458



# Town of Paradise

Budget Transactions Report  
Budget Year of 2019/20

G/L Account	Transaction	Number of Units	Cost per Unit	Total Amount
<b>EXPENSES</b>				
Fund 1010 - General Fund				
Department 45 - Public Works				
Program 4740 - Public Works - Engineering				
Account 5119.100 - Retiree Costs Medical Insurance				
1010.45.4740.5119.100	Retiree Health Premium	1.0000	8,104.00	8,104.00
		Transactions	1	<u>\$8,104.00</u>
	Account 5119.100 - Retiree Costs Medical Insurance Totals			
Account 5201.100 - Office Supplies General				
1010.45.4740.5201.100	Office Supplies (Pens, Folders, Drafting Supplies)	1.0000	25.00	25.00
		Transactions	1	<u>\$25.00</u>
	Account 5201.100 - Office Supplies General Totals			
Account 5209.101 - Auto Fuel Expense Town Vehicles				
1010.45.4740.5209.101	Engineering Fuel	1.0000	3,000.00	3,000.00
		Transactions	1	<u>\$3,000.00</u>
	Account 5209.101 - Auto Fuel Expense Town Vehicles Totals			
Account 5210.100 - Postage General				
1010.45.4740.5210.100	Postage for Bid Packages	1.0000	120.00	120.00
		Transactions	1	<u>\$120.00</u>
	Account 5210.100 - Postage General Totals			
Account 5213.100 - Professional/Contract Services General				
1010.45.4740.5213.100	Contract for Professional Surveyor	1.0000	6,000.00	6,000.00
		Transactions	1	<u>\$6,000.00</u>
	Account 5213.100 - Professional/Contract Services General Totals			
Account 5214.100 - Repair and Maint Service General				
1010.45.4740.5214.100	Accela Maintenance Renewal - 5%	1.0000	2,876.00	2,876.00
		Transactions	1	<u>\$2,876.00</u>
	Account 5214.100 - Repair and Maint Service General Totals			
Account 5216.100 - Communications General Services				
1010.45.4740.5216.100	Share of Construction Inspector Phone	1.0000	81.00	81.00
		Transactions	1	<u>\$81.00</u>
	Account 5216.100 - Communications General Services Totals			
Account 5218.100 - Advertising General				
1010.45.4740.5218.100	Bid Advertising	1.0000	100.00	100.00
		Transactions	1	<u>\$100.00</u>
	Account 5218.100 - Advertising General Totals			
Account 5220.100 - Employee Development General				
1010.45.4740.5220.100	Training for Engineer or Construction Inspector	1.0000	1,500.00	1,500.00



# Town of Paradise

Budget Transactions Report

Budget Year of 2019/20

G/L Account	Transaction	Number of Units	Cost per Unit	Total Amount
Account 5220.100 - Employee Development General Totals		Transactions	1	\$1,500.00

**TOWN OF PARADISE  
Fiscal Year 2019/20 Budget**

Account Number	Description	2018 Actual Amount	2019 Amended Budget	2019 Estimated Amount	2020 Department Requested	2020 Manager Recommend	2020 Town Council Adopted
<b>Fund: 1010 - General Fund</b>							
<b>Department: 45 - Public Works</b>							
<b>Program: 4550 - Fleet Management</b>							
<b>Expenditures</b>							
	5100 Personnel Services	93,758	72,152	80,480	105,720	105,720	105,720
	5200 Supplies and Services	146,155	156,330	122,877	122,782	122,782	122,782
	5300 Capital Outlay	-	12,444	12,444	-	-	-
	5500 Debt Service	-	-	-	-	-	-
<b>Total Expenditures</b>		<b>239,912</b>	<b>240,926</b>	<b>215,801</b>	<b>228,502</b>	<b>228,502</b>	<b>228,502</b>
<b>Revenues</b>							
	Service Fees						
	Fines and Forfeitures						
	Other						
<b>Total Revenues</b>		<b>-</b>	<b>-</b>	<b>-</b>	<b>-</b>	<b>-</b>	<b>-</b>
Transfers In							
Transfers (Out)		(10,000)	-	-	-	-	-
<b>Net General Fund Support</b>		<b>249,912</b>	<b>240,926</b>	<b>215,801</b>	<b>228,502</b>	<b>228,502</b>	<b>228,502</b>

**Fiscal Year 2019-2020 Personnel Allocation**

Position/Title	Weekly Hours	Percent Allocated	Full Time Equiv	Allocated Wages & Benefits
Fleet Maintenance Shop Foreman	40	100%	1.00	103,855



**TOWN OF PARADISE**  
**Fiscal Year 2019/20 Budget**

Account Number	Description	2018 Actual Amount	2019 Amended Budget	2019 Estimated Amount	2020		
					Department Requested	2020 Manager Recommend	2020 Town Council Adopted
<b>Fund: 1010 - General Fund</b>							
EXPENSES							
<b>Department: 30 - Police</b>							
<b>Program: 4550 - Fleet Management</b>							
5101	Salaries - Permanent	59,513	39,667	45,935	69,701	69,701	69,701
5105	Salaries - Overtime/FLSA	881	150	2,185	2,000	2,000	2,000
5109.100	Allowances Uniform Allowance	500	311	363	500	500	500
5109.101	Allowances Boot Allowance	500	500	1,000	500	500	500
5109.102	Allowances Tool Allowance	1,000	1,000	2,000	1,000	1,000	1,000
5111	Medicare	820	682	788	1,069	1,069	1,069
5112.101	Retirement Contribution PERS	6,404	3,470	3,719	5,680	5,680	5,680
5113	Worker's Compensation	3,613	4,548	4,548	5,081	5,081	5,081
5114.101	Health Insurance Medical	10,410	8,941	8,735	11,922	11,922	11,922
5114.102	Health Insurance Dental	1,339	-	-	-	-	-
5114.103	Health Insurance Vision	60	-	-	-	-	-
5116.101	Life and Disability Insurance Life & Disab.	245	602	556	932	932	932
5116.102	Life and Disability Insurance Long Term/Short Term Disability	575	-	-	-	-	-
5119.100	Retiree Costs Medical Insurance	7,899	8,104	7,516	7,335	7,335	7,335
5122	Accrual Bank Payoff	-	4,177	4,177	-	-	-
5199.130	Other Payroll Expenses Interfund Payroll Transfers	-	-	(1,042)	-	-	-
5202.100	Operating Supplies General	1,634	3,500	4,200	2,700	2,700	2,700
5203.100	Repairs and Maint Supplies General	82,379	80,150	71,023	72,850	72,850	72,850
5203.300	Repairs and Maint Supplies Accident and Negligence	13,018	5,000	500	5,000	5,000	5,000
5204	Subscriptions and Code Books	2,176	2,080	1,500	1,500	1,500	1,500
5209.101	Auto Fuel Expense Town Vehicles	802	700	700	700	700	700
5209.105	Auto Fuel Expense Employee Personal Vehicle Use	-	195	309	-	-	-
5210.100	Postage General	365	200	110	200	200	200
5213.100	Professional/Contract Services General	5,638	7,000	9,527	4,782	4,782	4,782
5214.100	Repair and Maint Service General	31,433	50,000	29,285	27,100	27,100	27,100
5214.300	Repair and Maint Service Accident and Negligence	5,635	5,000	3,367	4,500	4,500	4,500
5216.100	Communications General Services	900	700	560	900	900	900
5218.100	Advertising General	-	-	45	-	-	-
5220.100	Employee Development General	2,040	1,730	1,736	2,500	2,500	2,500
5223.101	Meals and Refreshments Employee Meals-MOU Overtime	135	15	15	50	50	50

**TOWN OF PARADISE  
Fiscal Year 2019/20 Budget**

Account Number	Description	2018 Actual Amount	2019 Amended Budget	2019 Estimated Amount	2020		
					Department Requested	2020 Manager Recommend	2020 Town Council Adopted
5260	Miscellaneous	-	60	-	-	-	-
5303	Improvements	-	12,444	12,444	-	-	-
5910.611	Transfers Out GASB 45 Retiree Medical Trust	10,000	-	-	-	-	-
EXPENSE GRAND Totals:		249,912	240,926	215,801	228,502	228,502	228,502



# Town of Paradise

Budget Transactions Report  
Budget Year of 2019/20

G/L Account	Transaction	Number of Units	Cost per Unit	Total Amount
<b>EXPENSES</b>				
Fund	<b>1010 - General Fund</b>			
Department	<b>30 - Police</b>			
Program	<b>4550 - Fleet Management</b>			
Account	<b>5105 - Salaries - Overtime/FLSA</b>			
1010.30.4550.5105	Overtime	1.0000	2,000.00	2,000.00
		Transactions	1	<u>2,000.00</u>
		Account <b>5105 - Salaries - Overtime/FLSA</b> Totals		
Account	<b>5119.100 - Retiree Costs Medical Insurance</b>			
1010.30.4550.5119.100	Retiree Health Premium	1.0000	7,335.00	7,335.00
		Transactions	1	<u>7,335.00</u>
		Account <b>5119.100 - Retiree Costs Medical Insurance</b> Totals		
Account	<b>5202.100 - Operating Supplies General</b>			
1010.30.4550.5202.100	Shop Towels, Rags, Cleaning Products and Other Shop Supplies	1.0000	2,700.00	2,700.00
		Transactions	1	<u>2,700.00</u>
		Account <b>5202.100 - Operating Supplies General</b> Totals		
Account	<b>5203.100 - Repairs and Maint Supplies General</b>			
1010.30.4550.5203.100	Generators Maintenance	1.0000	1,500.00	1,500.00
1010.30.4550.5203.100	Shop Equipment and Tools	1.0000	4,500.00	4,500.00
1010.30.4550.5203.100	Tires - Animal Control	1.0000	550.00	550.00
1010.30.4550.5203.100	Tires - Community Development & Public Works	1.0000	6,500.00	6,500.00
1010.30.4550.5203.100	Tires - Fire Department	1.0000	5,800.00	5,800.00
1010.30.4550.5203.100	Tires - Misc.	1.0000	1,000.00	1,000.00
1010.30.4550.5203.100	Tires - Police Department	1.0000	4,500.00	4,500.00
1010.30.4550.5203.100	Vehicle Maintenance Parts - Animal Control	1.0000	3,500.00	3,500.00
1010.30.4550.5203.100	Vehicle Maintenance Parts - Community Development & Public Works	1.0000	10,000.00	10,000.00
1010.30.4550.5203.100	Vehicle Maintenance Parts - Fire Department	1.0000	10,000.00	10,000.00
1010.30.4550.5203.100	Vehicle Maintenance Parts - Misc.	1.0000	5,000.00	5,000.00
1010.30.4550.5203.100	Vehicle Maintenance Parts - Police Department	1.0000	20,000.00	20,000.00
		Transactions	12	<u>72,850.00</u>
		Account <b>5203.100 - Repairs and Maint Supplies General</b> Totals		
Account	<b>5203.300 - Repairs and Maint Supplies Accident and Negligence</b>			
1010.30.4550.5203.300	Vehicle Replacement Parts for Accidents/Negligence	1.0000	5,000.00	5,000.00
		Transactions	1	<u>5,000.00</u>
		Account <b>5203.300 - Repairs and Maint Supplies Accident and Negligence</b> Totals		



# Town of Paradise

Budget Transactions Report  
Budget Year of 2019/20

G/L Account	Transaction	Number of Units	Cost per Unit	Total Amount
<b>Account 5204 - Subscriptions and Code Books</b>				
1010.30.4550.5204	All-Data On-line Manuals Subscription	1.0000	1,500.00	1,500.00
<b>Account 5204 - Subscriptions and Code Books Totals</b>		Transactions	1	<u>1,500.00</u>
<b>Account 5209.101 - Auto Fuel Expense Town Vehicles</b>				
1010.30.4550.5209.101	Gasoline for Shop Truck	1.0000	700.00	700.00
<b>Account 5209.101 - Auto Fuel Expense Town Vehicles Totals</b>		Transactions	1	<u>700.00</u>
<b>Account 5210.100 - Postage General</b>				
1010.30.4550.5210.100	Postage for Returning Parts	1.0000	200.00	200.00
<b>Account 5210.100 - Postage General Totals</b>		Transactions	1	<u>200.00</u>
<b>Account 5213.100 - Professional/Contract Services General</b>				
1010.30.4550.5213.100	Employee Safety Testing	1.0000	300.00	300.00
1010.30.4550.5213.100	Environmental Health (CUPA) Fee	1.0000	831.00	831.00
1010.30.4550.5213.100	EPA Fee	1.0000	175.00	175.00
1010.30.4550.5213.100	Gas Pump Permit	1.0000	167.75	167.75
1010.30.4550.5213.100	Hazardous Waste Disposal	6.0000	134.69	808.14
1010.30.4550.5213.100	Smog Service	1.0000	1,000.00	1,000.00
1010.30.4550.5213.100	Towing Service	1.0000	1,500.00	1,500.00
<b>Account 5213.100 - Professional/Contract Services General Totals</b>		Transactions	7	<u>\$4,781.89</u>
<b>Account 5214.100 - Repair and Maint Service General</b>				
1010.30.4550.5214.100	Gas Pump Repairs	1.0000	300.00	300.00
1010.30.4550.5214.100	Outside Vehicle Repairs - Animal Control	1.0000	1,300.00	1,300.00
1010.30.4550.5214.100	Outside Vehicle Repairs - Community Development	1.0000	1,000.00	1,000.00
1010.30.4550.5214.100	Outside Vehicle Repairs - Fire	1.0000	7,500.00	7,500.00
1010.30.4550.5214.100	Outside Vehicle Repairs - Police	1.0000	12,000.00	12,000.00
1010.30.4550.5214.100	Outside Vehicle Repairs - Public Works	1.0000	5,000.00	5,000.00
<b>Account 5214.100 - Repair and Maint Service General Totals</b>		Transactions	6	<u>\$27,100.00</u>
<b>Account 5214.300 - Repair and Maint Service Accident and Negligence</b>				
1010.30.4550.5214.300	Outside Vehicle Repairs for Accidents/Negligence	1.0000	4,500.00	4,500.00
<b>Account 5214.300 - Repair and Maint Service Accident and Negligence Totals</b>		Transactions	1	<u>\$4,500.00</u>



# Town of Paradise

Budget Transactions Report  
Budget Year of 2019/20

G/L Account	Transaction	Number of Units	Cost per Unit	Total Amount
<b>Account 5216.100 - Communications General Services</b>				
1010.30.4550.5216.100	Cell Phone Service	12.0000	75.00	900.00
<b>Account 5216.100 - Communications General Services Totals</b>		Transactions	1	<u>900.00</u>
<b>Account 5220.100 - Employee Development General</b>				
1010.30.4550.5220.100	Vehicle & Equipment Maintenance Training	1.0000	2,500.00	2,500.00
<b>Account 5220.100 - Employee Development General Totals</b>		Transactions	1	<u>\$2,500.00</u>
<b>Account 5223.101 - Meals and Refreshments Employee Meals-MOU Overtime</b>				
1010.30.4550.5223.101	Overtime Meal Allowance Per MOU	1.0000	50.00	50.00
<b>Account 5223.101 - Meals and Refreshments Employee Meals-MOU Overtime Totals</b>		Transactions	1	<u>\$50.00</u>
<b>Account 5910.611 - Transfers Out GASB 45 Retiree Medical Trust</b>				
1010.30.4550.5910.611	GASB 45 Retiree Health Contribution	1.0000	10,000.00	10,000.00
<b>Account 5910.611 - Transfers Out GASB 45 Retiree Medical Trust Totals</b>		Transactions	1	<u>\$10,000.00</u>

**TOWN OF PARADISE**  
**Fiscal Year 2019/20 Budget**

Account Number	Description	2018 Actual Amount	2019 Amended Budget	2019 Estimated Amount	2020 Department Requested	2020 Manager Recommend	2020 Town Council Adopted
<b>Fund: 1010 - General Fund</b>							
<b>Department: 45 - Public Works</b>							
<b>Program: 4745 - Paradise Community Park</b>							
<b>Expenditures</b>							
	5100 Personnel Services	-	-	-	-	-	-
	5200 Supplies and Services	15,776	14,284	10,994	14,952	14,952	14,952
	5300 Capital Outlay	3,878	-	-	-	-	-
	5500 Debt Service	-	-	-	-	-	-
Total Expenditures		19,654	14,284	10,994	14,952	14,952	14,952
<b>Revenues</b>							
	Service Fees						
	Fines and Forfeitures						
	Other						
Total Revenues		-	-	-	-	-	-
Net General Fund Support		19,654	14,284	10,994	14,952	14,952	14,952

**TOWN OF PARADISE**  
**Fiscal Year 2019/20 Budget**

Account Number	Description	2018 Actual Amount	2019 Amended Budget	2019 Estimated Amount	2020		
					Department Requested	2020 Manager Recommend	2020 Town Council Adopted
<b>Fund: 1010 - General Fund</b>							
EXPENSES							
<b>Department: 45 - Public Works</b>							
<b>Program: 4745 - Paradise Community Park</b>							
5202.100	Operating Supplies General	879	2,000	1,599	1,700	1,700	1,700
5203.100	Repairs and Maint Supplies General	3,432	1,000	1,144	2,000	2,000	2,000
5211.135	Utilities Water and Sewer	7,376	7,200	5,500	7,200	7,200	7,200
5211.137	Utilities Electric and Gas	3,435	3,600	2,252	3,600	3,600	3,600
5214.100	Repair and Maint Service General	415	244	244	200	200	200
5216.100	Communications General Services	240	240	255	252	252	252
5304	Furniture & Equipment	3,878	-	-	-	-	-
<b>EXPENSE GRAND Totals:</b>		19,654	14,284	10,994	14,952	14,952	14,952



# Town of Paradise

Budget Transactions Report  
Budget Year of 2019/20

G/L Account	Transaction	Number of Units	Cost per Unit	Total Amount
<b>EXPENSES</b>				
Fund <b>1010 - General Fund</b>				
Department <b>45 - Public Works</b>				
Program <b>4745 - Paradise Community Park</b>				
Account <b>5202.100 - Operating Supplies General</b>				
1010.45.4745.5202.100	Doggie Bags	1.0000	500.00	500.00
1010.45.4745.5202.100	Other Park Supplies	1.0000	1,200.00	1,200.00
Account <b>5202.100 - Operating Supplies General</b> Totals		Transactions	2	<u>\$1,700.00</u>
Account <b>5203.100 - Repairs and Maint Supplies General</b>				
1010.45.4745.5203.100	Cleaning Supplies	1.0000	300.00	300.00
1010.45.4745.5203.100	Fertilizer, Herbicide and Pesticide	1.0000	700.00	700.00
1010.45.4745.5203.100	Irrigation Repairs	1.0000	200.00	200.00
1010.45.4745.5203.100	Park Bathroom Supplies	1.0000	600.00	600.00
1010.45.4745.5203.100	Plant Replacements	1.0000	200.00	200.00
Account <b>5203.100 - Repairs and Maint Supplies General</b> Totals		Transactions	5	<u>\$2,000.00</u>
Account <b>5211.135 - Utilities Water and Sewer</b>				
1010.45.4745.5211.135	Water Service	1.0000	7,200.00	7,200.00
Account <b>5211.135 - Utilities Water and Sewer</b> Totals		Transactions	1	<u>\$7,200.00</u>
Account <b>5211.137 - Utilities Electric and Gas</b>				
1010.45.4745.5211.137	Electricity and Gas	1.0000	3,600.00	3,600.00
Account <b>5211.137 - Utilities Electric and Gas</b> Totals		Transactions	1	<u>\$3,600.00</u>
Account <b>5214.100 - Repair and Maint Service General</b>				
1010.45.4745.5214.100	Professional Repairs	1.0000	200.00	200.00
Account <b>5214.100 - Repair and Maint Service General</b> Totals		Transactions	1	<u>\$200.00</u>
Account <b>5216.100 - Communications General Services</b>				
1010.45.4745.5216.100	Sewer Alarm	12.0000	21.00	252.00
Account <b>5216.100 - Communications General Services</b> Totals		Transactions	1	<u>\$252.00</u>



**TOWN OF PARADISE**  
**Fiscal Year 2019/20 Budget**

Account Number	Description	2018 Actual Amount	2019 Amended Budget	2019 Estimated Amount	2020 Department Requested	2020 Manager Recommend	2020 Town Council Adopted
<b>Fund: 1010 - General Fund</b>							
<b>Department: 45 - Public Works</b>							
<b>Program: 4747 - Public Facilities</b>							
<b>Expenditures</b>							
	5100 Personnel Services	-	-	-	-	-	-
	5200 Supplies and Services	9,052	9,300	7,418	9,000	9,000	9,000
	5300 Capital Outlay	-	-	-	-	-	-
	5500 Debt Service	-	-	-	-	-	-
Total Expenditures		9,052	9,300	7,418	9,000	9,000	9,000
<b>Revenues</b>							
	Service Fees						
	Fines and Forfeitures						
	Other						
Total Revenues		-	-	-	-	-	-
Net General Fund Support		9,052	9,300	7,418	9,000	9,000	9,000

**TOWN OF PARADISE**  
**Fiscal Year 2019/20 Budget**

Account Number	Description	2018 Actual Amount	2019 Amended Budget	2019 Estimated Amount	2020		
					Department Requested	2020 Manager Recommend	2020 Town Council Adopted
<b>Fund: 1010 - General Fund</b>							
EXPENSES							
<b>Department: 45 - Public Works</b>							
<b>Program: 4747 - Public Facilities</b>							
5203.100	Repairs and Maint Supplies General	214	500	-	500	500	500
5211.135	Utilities Water and Sewer	7,983	8,300	7,218	8,000	8,000	8,000
5214.100	Repair and Maint Service General	855	500	200	500	500	500
EXPENSE GRAND Totals:		9,052	9,300	7,418	9,000	9,000	9,000



# Town of Paradise

Budget Transactions Report  
Budget Year of 2019/20

G/L Account	Transaction	Number of Units	Cost per Unit	Total Amount
<b>EXPENSES</b>				
Fund <b>1010 - General Fund</b>				
Department <b>45 - Public Works</b>				
Program <b>4747 - Public Facilities</b>				
Account <b>5203.100 - Repairs and Maint Supplies General</b>				
1010.45.4747.5203.100	Plant Replacement	1.0000	500.00	500.00
		Account <b>5203.100 - Repairs and Maint Supplies General</b> Totals	Transactions	1 <u>500.00</u>
Account <b>5211.135 - Utilities Water and Sewer</b>				
1010.45.4747.5211.135	Water Service for Town Facilities	1.0000	8,000.00	8,000.00
		Account <b>5211.135 - Utilities Water and Sewer</b> Totals	Transactions	1 <u>\$8,000.00</u>
Account <b>5214.100 - Repair and Maint Service General</b>				
1010.45.4747.5214.100	Professional Repair and Maint Service	1.0000	500.00	500.00
		Account <b>5214.100 - Repair and Maint Service General</b> Totals	Transactions	1 <u>500.00</u>

**TOWN OF PARADISE**  
**Fiscal Year 2019/20 Budget**

Account Number	Description	2018 Actual Amount	2019 Amended Budget	2019 Estimated Amount	2020 Department Requested	2020 Manager Recommend	2020 Town Council Adopted
<b>Fund:</b> 2120 - State Gas Tax							
<b>Department:</b> 45 - Public Works							
<b>Program:</b> 4750 - Public Works - Streets Maint.							
<b>Expenditures</b>							
	5100 Personnel Services	707,974	746,698	732,703	840,542	840,542	840,542
	5200 Supplies and Services	208,738	186,816	198,615	238,056	238,056	238,056
	5300 Capital Outlay	-	10,061	10,061	-	-	-
	5500 Debt Service	13,356	17,574	19,142	15,020	15,020	15,020
Total Expenditures		930,068	961,149	960,521	1,093,618	1,093,618	1,093,618
<b>Revenues</b>							
	Service Fees	161	50	38	45	45	45
	Fines and Forfeitures	-	-	-	-	-	-
	Other	1,053,669	1,302,756	1,313,265	1,399,365	1,399,365	1,399,365
Total Revenues		1,053,830	1,302,806	1,313,303	1,399,410	1,399,410	1,399,410
Net Income		123,762	341,657	352,782	305,792	305,792	305,792
Transfers In		99,149	46,203	48,964	20,000	20,000	20,000
Transfers (Out)		(195,903)	(196,090)	(187,615)	(208,897)	(208,897)	(208,897)
Ending Fund Balance		117,997	309,767	332,128	449,023	449,023	449,023

**Fiscal Year 2019-2020 Personnel Allocation**

<b>Position/Title</b>	<b>Weekly Hours</b>	<b>Percent Allocated</b>	<b>Full Time Equiv</b>	<b>Allocated Wages &amp; Benefits</b>
Town Manager	40	8%	0.08	19,531
PW Director/Engineer	40	80%	0.80	95,198
Public Works Manager	40	95%	0.95	116,092
Construction Inspector	40	89%	0.89	81,107
PW Maint Worker III	40	100%	1.00	101,180
PW Maint Worker II	40	100%	3.00	224,834
PW Maint Worker I	40	100%	1.00	67,415
Community Development Manager/Asst Planner	40	8%	0.08	9,791
Administrative/Finance Director	40	4%	0.04	7,193
Senior Accountant	40	10%	0.10	9,126
		<b>Total</b>	<b>7.94</b>	<b>731,467</b>

**Allocation to Other Programs**

Town Manager	Town Mgr 66%; BSWW 4%; BHS 22%;
PW Director/Engineer	Eng 15%; BSWW 2%; Transp 3%
Public Works Manager	Transp 5%
Construction Inspector	Eng 9%; Transp 2%
Community Development Manager/Asst Planner	Planning 14%; Wst Mgt 3%; BSWW 75%
Administrative/Finance Director	Finance 90%; BSWW 4%; Transit 2%
Senior Accountant	Finance 78%; BSWW 4%; BHS 5%; Transp 3%

**TOWN OF PARADISE**  
**Fiscal Year 2019/20 Budget**

Account Number	Description	2018 Actual Amount	2019 Amended Budget	2019 Estimated Amount	2020		
					Department Requested	2020 Manager Recommend	2020 Town Council Adopted
<b>Fund: 2120 - State Gas Tax</b>							
REVENUES							
<b>Department: 45 - Public Works</b>							
<b>Program: 4750 - Public Works - Streets Maint.</b>							
3320.100	Federal Revenue - Other Refunds and Reimbursements	323	-	-	-	-	-
3355.001	State gas Tax Section 2106	105,032	105,000	107,316	107,000	107,000	107,000
3355.002	State gas Tax Section 2107	185,164	187,000	183,348	183,000	183,000	183,000
3355.003	State gas Tax Section 2107.5	6,000	6,000	6,000	6,000	6,000	6,000
3355.005	State gas Tax Section 2105	142,276	142,000	145,791	145,000	145,000	145,000
3355.006	State gas Tax RSTP Regional Surface Trans Prog	324,202	300,000	300,000	300,000	300,000	300,000
3355.007	State gas Tax Section 2103	102,099	95,000	88,770	208,000	208,000	208,000
3355.008	State gas Tax Section 2032	153,626	422,000	400,317	415,000	415,000	415,000
3355.009	State gas Tax SB1 Loan Repayment - Like 2103	29,805	29,965	29,965	29,965	29,965	29,965
3410.150	Administrative Services Late Fees	161	50	38	45	45	45
3610.100	Interest Revenue Investments	-	400	400	400	400	400
3901.100	Refunds and Reimbursements Miscellaneous	1,930	15,391	51,358	5,000	5,000	5,000
3901.140	Refunds and Reimbursements Negligence Cost Recovery Fees	599	-	-	-	-	-
3902.100	Miscellaneous Revenue General	2,612	-	-	-	-	-
3910.110	Transfers In From Local Transportation Fund	1,111	3,500	3,220	1,325	1,325	1,325
3910.112	Transfers In From Federal CMAQ Fund	29,524	12,499	15,990	-	-	-
3910.132	Transfers In From HSIP Grant	-	10,204	11,715	5,000	5,000	5,000
3910.133	Transfers In From ATP Grant	67,517	20,000	18,039	13,675	13,675	13,675
3910.299	Transfers In From Grants Misc One Time Fund	997	-	-	-	-	-
<b>REVENUES Total</b>		<b>1,152,979</b>	<b>1,349,009</b>	<b>1,362,267</b>	<b>1,419,410</b>	<b>1,419,410</b>	<b>1,419,410</b>

EXPENSES

**Department: 45 - Public Works**

**Program: 4750 - Public Works - Streets Maint.**

5101	Salaries - Permanent	392,481	443,231	449,385	473,411	473,411	473,411
5102	Salaries - Temporary	741	2,100	1,362	-	-	-
5103.101	Differential Pay On Call	20,807	-	-	-	-	-
5103.102	Differential Pay Out of Class	249	-	-	-	-	-
5105	Salaries - Overtime/FLSA	26,356	12,000	68,905	22,750	22,750	22,750
5106.100	Incentives & Admin Leave Administrative Leave	8,715	9,323	9,042	8,342	8,342	8,342
5106.200	Incentives & Admin Leave Gym Reimbursement	89	240	160	240	240	240

**TOWN OF PARADISE**  
**Fiscal Year 2019/20 Budget**

Account Number	Description	2018 Actual Amount	2019 Amended Budget	2019 Estimated Amount	2020		
					Department Requested	2020 Manager Recommend	2020 Town Council Adopted
5107	Car Allowance/Mileage	2,208	2,208	2,208	1,888	1,888	1,888
5109.101	Allowances Boot Allowance	3,730	3,230	3,730	3,230	3,230	3,230
5111	Medicare	6,355	6,648	7,621	7,187	7,187	7,187
5112.101	Retirement Contribution PERS	65,142	72,009	71,532	100,000	100,000	100,000
5112.102	Retirement Contribution Social Security	46	-	-	-	-	-
5113	Worker's Compensation	95,087	105,033	105,033	116,174	116,174	116,174
5114.101	Health Insurance Medical	48,810	50,253	54,835	64,473	64,473	64,473
5114.102	Health Insurance Dental	5,952	-	-	-	-	-
5114.103	Health Insurance Vision	584	-	-	-	-	-
5116.101	Life and Disability Insurance Life & Disab.	1,962	5,832	5,768	6,117	6,117	6,117
5116.102	Life and Disability Insurance Long Term/Short Term Disability	3,677	-	-	-	-	-
5119.100	Retiree Costs Medical Insurance	24,751	33,717	26,039	27,298	27,298	27,298
5122	Accrual Bank Payoff	234	874	874	9,432	9,432	9,432
5199.130	Other Payroll Expenses Interfund Payroll Transfers	-	-	(73,791)	-	-	-
5201.100	Office Supplies General	200	250	510	300	300	300
5202.100	Operating Supplies General	6,899	4,000	2,845	6,420	6,420	6,420
5203.100	Repairs and Maint Supplies General	56,885	40,000	27,871	51,600	51,600	51,600
5204	Subscriptions and Code Books	-	250	-	250	250	250
5209.101	Auto Fuel Expense Town Vehicles	14,571	12,000	13,128	14,000	14,000	14,000
5210.100	Postage General	69	100	-	100	100	100
5211.135	Utilities Water and Sewer	261	1,000	734	960	960	960
5211.137	Utilities Electric and Gas	29,052	29,000	16,332	22,000	22,000	22,000
5211.139	Utilities Propane	819	500	-	500	500	500
5213.100	Professional/Contract Services General	2,130	2,000	1,005	20,950	20,950	20,950
5214.100	Repair and Maint Service General	81,730	75,000	118,940	94,300	94,300	94,300
5215.131	Rents and Leases Street Maintenance Equipment	21	10,000	-	5,000	5,000	5,000
5216.100	Communications General Services	5,861	5,916	7,948	12,226	12,226	12,226
5218.100	Advertising General	77	500	118	200	200	200
5219.100	Printing General	-	250	-	250	250	250
5220.100	Employee Development General	4,872	5,250	7,729	8,000	8,000	8,000
5223.101	Meals and Refreshments Employee Meals-MOU Overtime	1,309	800	1,455	1,000	1,000	1,000
5260	Miscellaneous	312	-	-	-	-	-
5280.100	Bad Debt Write Off Expense	3,673	-	-	-	-	-
5304	Furniture & Equipment	-	10,061	10,061	-	-	-

**TOWN OF PARADISE**  
**Fiscal Year 2019/20 Budget**

Account Number	Description	2018 Actual Amount	2019 Amended Budget	2019 Estimated Amount	2020		
					Department Requested	2020 Manager Recommend	2020 Town Council Adopted
5501	Debt Service Payment - Principal	13,356	17,574	19,142	15,020	15,020	15,020
5910.010	Transfers Out To General Fund	192,359	196,090	187,615	208,897	208,897	208,897
5910.100	Transfers Out To Capital Projects	3,544	-	-	-	-	-
<b>EXPENSES Total</b>		<b>1,125,971</b>	<b>1,157,239</b>	<b>1,148,136</b>	<b>1,302,515</b>	<b>1,302,515</b>	<b>1,302,515</b>
<b>Fund Total: 2120 - State Gas Tax</b>		<b>27,008</b>	<b>191,770</b>	<b>214,131</b>	<b>116,895</b>	<b>116,895</b>	<b>116,895</b>
ENDING FUND BALANCE		117,997	309,767	332,128	449,023	449,023	449,023





# Town of Paradise

Budget Transactions Report  
Budget Year of 2019/20

G/L Account	Transaction	Number of Units	Cost per Unit	Total Amount
<b>EXPENSES</b>				
Fund	<b>2120 - State Gas Tax</b>			
Department	<b>45 - Public Works</b>			
Program	<b>4750 - Public Works - Streets Maint.</b>			
Account	<b>5105 - Salaries - Overtime/FLSA</b>			
2120.45.4750.5105	Overtime	1.0000	22,750.00	22,750.00
		Transactions	1	<u>22,750.00</u>
		Account <b>5105 - Salaries - Overtime/FLSA</b> Totals		
Account	<b>5119.100 - Retiree Costs Medical Insurance</b>			
2120.45.4750.5119.100	Retiree Health Premium	1.0000	33,717.00	33,717.00
		Transactions	1	<u>33,717.00</u>
		Account <b>5119.100 - Retiree Costs Medical Insurance</b> Totals		
Account	<b>5201.100 - Office Supplies General</b>			
2120.45.4750.5201.100	Office Supplies	1.0000	300.00	300.00
		Transactions	1	<u>300.00</u>
		Account <b>5201.100 - Office Supplies General</b> Totals		
Account	<b>5202.100 - Operating Supplies General</b>			
2120.45.4750.5202.100	05 - Office & Field Supplies & Accessories	1.0000	1,000.00	1,000.00
2120.45.4750.5202.100	20 - Safety Clothing & PPE	1.0000	5,000.00	5,000.00
2120.45.4750.5202.100	30 - Corp Yard Water for PW Staff	1.0000	420.00	420.00
		Transactions	3	<u>\$6,420.00</u>
		Account <b>5202.100 - Operating Supplies General</b> Totals		
Account	<b>5203.100 - Repairs and Maint Supplies General</b>			
2120.45.4750.5203.100	15 - Road Rehab Supplies	1.0000	4,000.00	4,000.00
2120.45.4750.5203.100	20 - Vegetation Management Supplies	1.0000	10,000.00	10,000.00
2120.45.4750.5203.100	25 - Drainage Supplies	1.0000	2,000.00	2,000.00
2120.45.4750.5203.100	30 - Signage & Road Markings Supplies	1.0000	5,000.00	5,000.00
2120.45.4750.5203.100	35 - Traffic Signal Supplies	1.0000	10,000.00	10,000.00
2120.45.4750.5203.100	40 - Sidewalk Supplies	1.0000	500.00	500.00
2120.45.4750.5203.100	45 - Snow Removal Supplies	1.0000	2,000.00	2,000.00
2120.45.4750.5203.100	50 - Spray Program Supplies	1.0000	10,000.00	10,000.00
2120.45.4750.5203.100	55 - Street Lighting Supplies	1.0000	100.00	100.00
2120.45.4750.5203.100	60 - PW Facilities / Janitorial Supplies	1.0000	500.00	500.00
2120.45.4750.5203.100	65 - Stormwater Program Supplies	1.0000	500.00	500.00



# Town of Paradise

Budget Transactions Report  
Budget Year of 2019/20

G/L Account	Transaction		Number of Units	Cost per Unit	Total Amount
2120.45.4750.5203.100	80 - PW Radio Supplies		1.0000	5,000.00	5,000.00
2120.45.4750.5203.100	95 - Miscellaneous Supplies		1.0000	2,000.00	2,000.00
		Account <b>5203.100 - Repairs and Maint Supplies General</b> Totals	Transactions	13	<u>\$51,600.00</u>
		Account <b>5204 - Subscriptions and Code Books</b>			
2120.45.4750.5204	00 - Technical Books & Manuals		1.0000	250.00	250.00
		Account <b>5204 - Subscriptions and Code Books</b> Totals	Transactions	1	<u>\$250.00</u>
		Account <b>5209.101 - Auto Fuel Expense Town Vehicles</b>			
2120.45.4750.5209.101	00 - Auto Fuel Expense.PW Vehicles		1.0000	14,000.00	14,000.00
		Account <b>5209.101 - Auto Fuel Expense Town Vehicles</b> Totals	Transactions	1	<u>\$14,000.00</u>
		Account <b>5210.100 - Postage General</b>			
2120.45.4750.5210.100	00 - Postage		1.0000	100.00	100.00
		Account <b>5210.100 - Postage General</b> Totals	Transactions	1	<u>\$100.00</u>
		Account <b>5211.135 - Utilities Water and Sewer</b>			
2120.45.4750.5211.135	Portable Water Meter		12.0000	80.00	960.00
		Account <b>5211.135 - Utilities Water and Sewer</b> Totals	Transactions	1	<u>\$960.00</u>
		Account <b>5211.137 - Utilities Electric and Gas</b>			
2120.45.4750.5211.137	00 - Electric & Gas for Street Lights and Corp Yard		1.0000	22,000.00	22,000.00
		Account <b>5211.137 - Utilities Electric and Gas</b> Totals	Transactions	1	<u>\$22,000.00</u>
		Account <b>5211.139 - Utilities Propane</b>			
2120.45.4750.5211.139	00 - Propane		1.0000	500.00	500.00
		Account <b>5211.139 - Utilities Propane</b> Totals	Transactions	1	<u>\$500.00</u>
		Account <b>5213.100 - Professional/Contract Services General</b>			
2120.45.4750.5213.100	01 - DATCO Testing		1.0000	650.00	650.00
2120.45.4750.5213.100	02 - Worker's Comp Physical		1.0000	300.00	300.00
2120.45.4750.5213.100	04 - Employee Recruiting and Background		1.0000	20,000.00	20,000.00
		Account <b>5213.100 - Professional/Contract Services General</b> Totals	Transactions	3	<u>\$20,950.00</u>
		Account <b>5214.100 - Repair and Maint Service General</b>			
2120.45.4750.5214.100	20 - Tree & Vegetation Removal Services		1.0000	5,000.00	5,000.00
2120.45.4750.5214.100	30 - Signage & Road Markings Services		1.0000	20,000.00	20,000.00



# Town of Paradise

Budget Transactions Report  
Budget Year of 2019/20

G/L Account	Transaction	Number of Units	Cost per Unit	Total Amount
2120.45.4750.5214.100	35 - Traffic Signal Services	1.0000	45,000.00	45,000.00
2120.45.4750.5214.100	65 - Stormwater Program / Permit Fee	1.0000	15,000.00	15,000.00
2120.45.4750.5214.100	80 - PW Radio Services	1.0000	1,000.00	1,000.00
2120.45.4750.5214.100	85 - AutoCAD License Renewal	1.0000	1,500.00	1,500.00
2120.45.4750.5214.100	90 - Accela CRM Renewal (TOP Access)	1.0000	4,800.00	4,800.00
2120.45.4750.5214.100	95 - Miscellaneous Services	1.0000	2,000.00	2,000.00
Account <b>5214.100 - Repair and Maint Service General</b> Totals		Transactions	8	\$94,300.00
Account <b>5215.131 - Rents and Leases Street Maintenance Equipment</b>				
2120.45.4750.5215.131	00 - Rent Street Equipment	1.0000	5,000.00	5,000.00
Account <b>5215.131 - Rents and Leases Street Maintenance Equipment</b> Totals		Transactions	1	\$5,000.00
Account <b>5216.100 - Communications General Services</b>				
2120.45.4750.5216.100	20 - Cell Phone Allowance	12.0000	66.76	801.12
2120.45.4750.5216.100	90 - Cell and Data for Mobile Devices	12.0000	509.00	6,108.00
2120.45.4750.5216.100	90 - Public Safety Radio Service (13 devices)	9.0000	546.00	4,914.00
2120.45.4750.5216.100	90 - Radio Circuits	3.0000	134.14	402.42
Account <b>5216.100 - Communications General Services</b> Totals		Transactions	4	\$12,225.54
Account <b>5218.100 - Advertising General</b>				
2120.45.4750.5218.100	00 - Advertising	1.0000	200.00	200.00
Account <b>5218.100 - Advertising General</b> Totals		Transactions	1	\$200.00
Account <b>5219.100 - Printing General</b>				
2120.45.4750.5219.100	00 - Printing Services	1.0000	250.00	250.00
Account <b>5219.100 - Printing General</b> Totals		Transactions	1	\$250.00
Account <b>5220.100 - Employee Development General</b>				
2120.45.4750.5220.100	10 - Training / Continuing Education	1.0000	6,000.00	6,000.00
2120.45.4750.5220.100	20 - License & Membership Renewals	1.0000	1,500.00	1,500.00
2120.45.4750.5220.100	30 - Testing (DMV & Other Certifications)	1.0000	500.00	500.00
Account <b>5220.100 - Employee Development General</b> Totals		Transactions	3	\$8,000.00
Account <b>5223.101 - Meals and Refreshments Employee Meals-MOU Overtime</b>				
2120.45.4750.5223.101	10 - Meals and Refreshments MOU Overtime	1.0000	1,000.00	1,000.00



# Town of Paradise

Budget Transactions Report  
Budget Year of 2019/20

G/L Account	Transaction		Number of Units	Cost per Unit	Total Amount
		Account <b>5223.101 - Meals and Refreshments Employee Meals-MOU Overtime</b> Totals	Transactions	1	\$1,000.00
		Account <b>5501 - Debt Service Payment - Principal</b>			
2120.45.4750.5501	(C) USBan Chipper - final 08/21		4.0000	1,936.24	7,744.96
2120.45.4750.5501	(F) Enterprise - Chevy Colorado - final 03/23		12.0000	536.66	6,440.00
2120.45.4750.5501	(I) WA Plow Radio & Sander - final 09/19		1.0000	834.11	834.11
		Account <b>5501 - Debt Service Payment - Principal</b> Totals	Transactions	3	\$15,019.07
		Account <b>5910.010 - Transfers Out To General Fund</b>			
2120.45.4750.5910.010	Central Services Allocation		1.0000	123,173.00	123,173.00
2120.45.4750.5910.010	Pension Obligation Bond		1.0000	85,724.00	85,724.00
		Account <b>5910.010 - Transfers Out To General Fund</b> Totals	Transactions	2	\$208,897.00

**TOWN OF PARADISE**  
**Fiscal Year 2019/20 Budget**

Account Number	Description	2018 Actual Amount	2019 Amended Budget	2019 Estimated Amount	2020 Department Requested	2020 Manager Recommend	2020 Town Council Adopted
<b>Fund:</b> 5900 - Transit Fund							
<b>Department:</b> 45 - Public Works							
<b>Program:</b> 4820 - CDD - Transit Operations							
<b>Expenditures</b>							
	5100 Personnel Services	-	-	-	-	-	-
	5200 Supplies and Services	946,177	964,703	532,283	1,800	1,800	1,800
	5300 Capital Outlay	-	-	-	-	-	-
	5500 Debt Service	-	-	-	-	-	-
Total Expenditures		946,177	964,703	532,283	1,800	1,800	1,800
<b>Revenues</b>							
	Service Fees	-	-	-	-	-	-
	Fines and Forfeitures	-	-	-	-	-	-
	Other	898,126	965,903	209,667	3,800	3,800	3,800
Total Revenues		898,126	965,903	209,667	3,800	3,800	3,800
Net Income		(48,051)	1,200	(322,616)	2,000	2,000	2,000
Transfers In		-	-	-	-	-	-
Transfers (Out)		(166,294)	(163,642)	-	-	-	-
Ending Fund Balance		353,257	190,815	30,641	32,641	32,641	32,641

**TOWN OF PARADISE**  
**Fiscal Year 2019/20 Budget**

Account Number	Description	2018 Actual Amount	2019 Amended Budget	2019 Estimated Amount	2020		
					Department Requested	2020 Manager Recommend	2020 Town Council Adopted
<b>Fund: 5900 - Transit Fund</b>							
REVENUES							
<b>Department: 40 - Community Development</b>							
<b>Program: 4820 - CDD - Transit Operations</b>							
3345.001	State Revenues - Other LTF - Local Transit Funds	705,204	740,587	-	-	-	-
3345.002	State Revenues - Other STA - State Transportation Act	162,820	196,616	196,616	-	-	-
3610.100	Interest Revenue Investments	2,290	1,200	2,000	2,000	2,000	2,000
3902.201	Miscellaneous Revenue Paratransit Tickets	18,931	18,500	6,822	-	-	-
3902.202	Miscellaneous Revenues BC Transit Tickets	8,881	9,000	4,229	1,800	1,800	1,800
<b>REVENUES Total</b>		<b>898,126</b>	<b>965,903</b>	<b>209,667</b>	<b>3,800</b>	<b>3,800</b>	<b>3,800</b>
EXPENSES							
<b>Department: 40 - Community Development</b>							
<b>Program: 4820 - CDD - Transit Operations</b>							
5213.100	Professional/Contract Services General	918,105	937,203	521,232	-	-	-
5260	Miscellaneous	28,072	27,500	11,051	1,800	1,800	1,800
5910.110	Transfers Out To Local Transportation Fund	166,294	163,642	-	-	-	-
<b>EXPENSES Total</b>		<b>1,112,471</b>	<b>1,128,345</b>	<b>532,283</b>	<b>1,800</b>	<b>1,800</b>	<b>1,800</b>
<b>Fund Total: 5900 - Transit Fund</b>		<b>(214,345)</b>	<b>(162,442)</b>	<b>(322,616)</b>	<b>2,000</b>	<b>2,000</b>	<b>2,000</b>
ENDING FUND BALANCE		353,257	190,815	30,641	32,641	32,641	32,641



# Town of Paradise

Budget Transactions Report  
Budget Year of 2019/20

G/L Account	Transaction	Number of Units	Cost per Unit	Total Amount
<b>EXPENSES</b>				
Fund	<b>5900 - Transit Fund</b>			
Department	<b>40 - Community Development</b>			
Program	<b>4820 - CDD - Transit Operations</b>			
Account	<b>5260 - Miscellaneous</b>			
5900.40.4820.5260	Fixed Route Bus Passes	1.0000	1,800.00	1,800.00
	Account <b>5260 - Miscellaneous</b> Totals	Transactions	1	<u>\$1,800.00</u>

**TOWN OF PARADISE**  
**Fiscal Year 2019/20 Budget**

Account Number	Description	2018 Actual Amount	2019 Amended Budget	2019 Estimated Amount	2020 Department Requested	2020 Manager Recommend	2020 Town Council Adopted
<b>Fund:</b> 2110 - Transportation Fund							
<b>Department:</b> 45 - Public Works							
<b>Program:</b> 4743 - Streets and Roads							
<b>Expenditures</b>							
	5100 Personnel Services	18,839	17,575	17,413	18,428	18,428	18,428
	5200 Supplies and Services	23	-	26	18	18	18
	5300 Capital Outlay	-	-	-	-	-	-
	5500 Debt Service	-	-	-	-	-	-
Total Expenditures		18,862	17,575	17,439	18,446	18,446	18,446
<b>Revenues</b>							
	Service Fees	-	-	-	-	-	-
	Fines and Forfeitures	-	-	-	-	-	-
	Other	135	23,275	763,862	-	-	-
Total Revenues		135	23,275	763,862	-	-	-
Net Income		(18,727)	5,700	746,423	(18,446)	(18,446)	(18,446)
Transfers In		166,294	163,642	-	-	-	-
Transfers (Out)		(151,232)	(169,342)	(107,527)	(35,686)	(35,686)	(35,686)
Ending Fund Balance		15,093	15,093	653,989	599,857	599,857	599,857



**Fiscal Year 2019-2020 Personnel Allocation**

<b>Position/Title</b>	<b>Weekly Hours</b>	<b>Percent Allocated</b>	<b>Full Time Equiv</b>	<b>Allocated Wages &amp; Benefits</b>
PW Director/Engineer	40	3%	0.03	3,570
Public Works Manager	40	5%	0.05	6,110
Construction Inspector	40	2%	0.02	1,823
Administrative/Finance Director	40	2%	0.02	3,596
Senior Accountant	40	3%	0.03	2,738
		<b>Total</b>	<b>0.15</b>	<b>17,837</b>

**Allocation to Other Programs**

PW Director/Engineer	Eng 15%; BSWW 2%; Gas Tax 80%
Public Works Manager	Gas Tax 95%
Construction Inspector	Eng 9%; Gas Tax 89%
Administrative/Finance Director	Finance 90%; BSWW 4%; Gas Tax 4%
Senior Accountant	Finance 78%; BSWW 4%; BHS 5%; Gas Tax 10%

**TOWN OF PARADISE  
Fiscal Year 2019/20 Budget**

Account Number	Description	2018 Actual Amount	2019 Amended Budget	2019 Estimated Amount	2020		
					Department Requested	2020 Manager Recommend	2020 Town Council Adopted
Fund: 2110 - Transportation Fund							
REVENUES							
Department: 00 - Non Department Activity							
Program: 0000 - Non Program Activity							
3345.001	State Revenues - Other LTF - Local Transit Funds	-	23,275	763,862	-	-	-
3610.100	Interest Revenue Investments	135	-	-	-	-	-
3910.900	Transfers In From Transit Fund	166,294	163,642	-	-	-	-
<b>REVENUES Total</b>		<b>166,429</b>	<b>186,917</b>	<b>763,862</b>	<b>-</b>	<b>-</b>	<b>-</b>
EXPENSES							
Department: 00 - Non Department Activity							
Program: 0000 - Non Program Activity							
5910.100	Transfers Out To Capital Projects	29,132	-	-	-	-	-
5910.120	Transfers Out To State Gas Tax Fund	1,111	-	-	-	-	-
<b>Program Total: 0000 - Non Program Activity</b>		<b>30,243</b>	<b>-</b>	<b>-</b>	<b>-</b>	<b>-</b>	<b>-</b>
Department: 45 - Public Works							
Program: 4743 - Streets and Roads							
5101	Salaries - Permanent	13,344	12,320	12,322	11,970	11,970	11,970
5105	Salaries - Overtime/FLSA	93	-	1,425	-	-	-
5106.100	Incentives & Admin Leave Administrative Leave	559	474	473	441	441	441
5106.200	Incentives & Admin Leave Gym Reimbursement	5	3	4	-	-	-
5107	Car Allowance/Mileage	168	120	122	108	108	108
5109.101	Allowances Boot Allowance	25	25	25	25	25	25
5111	Medicare	210	188	216	182	182	182
5112.101	Retirement Contribution PERS	1,415	1,696	1,690	2,214	2,214	2,214
5113	Worker's Compensation	1,544	1,610	1,630	1,663	1,663	1,663
5114.101	Health Insurance Medical	1,059	992	1,183	1,329	1,329	1,329
5114.102	Health Insurance Dental	218	-	-	-	-	-
5114.103	Health Insurance Vision	20	-	-	-	-	-
5116.101	Life and Disability Insurance Life & Disab.	50	147	168	142	142	142
5116.102	Life and Disability Insurance Long Term/Short Term Disability	129	-	-	-	-	-
5122	Accrual Bank Payoff	-	-	-	354	354	354
5199.130	Other Payroll Expenses Interfund Payroll Transfers	-	-	(1,845)	-	-	-
5216.100	Communications General Services	18	-	18	18	18	18
5223.101	Meals and Refreshments Employee Meals-MOU Overtime	5	-	8	-	-	-

**TOWN OF PARADISE**  
**Fiscal Year 2019/20 Budget**

Account Number	Description	2018 Actual Amount	2019 Amended Budget	2019 Estimated Amount	2020		
					Department Requested	2020 Manager Recommend	2020 Town Council Adopted
5910.010	Transfers Out To General Fund	4,812	4,547	4,033	4,486	4,486	4,486
5910.100	Transfers Out To Capital Projects	116,177	157,700	100,274	29,875	29,875	29,875
5910.120	Transfers Out To State Gas Tax Fund	-	7,095	3,220	1,325	1,325	1,325
Department Total: 45 - Public Works		139,851	186,917	124,966	54,132	54,132	54,132
EXPENSES Total		170,094	186,917	124,966	54,132	54,132	54,132
Fund Total: 2110 - Transportation Fund		(3,666)	-	638,896	(54,132)	(54,132)	(54,132)
ENDING FUND BALANCE		15,093	15,093	653,989	599,857	599,857	599,857



# Town of Paradise

Budget Transactions Report  
Budget Year of 2019/20

G/L Account	Transaction	Number of Units	Cost per Unit	Total Amount
<b>EXPENSES</b>				
Fund 2110 - Transportation Fund				
Department 45 - Public Works				
Program 4743 - Streets and Roads				
Account 5216.100 - Communications General Services				
2110.45.4743.5216.100	Portion of Cell Allowance	1.0000	18.00	18.00
		Transactions	1	<u>\$18.00</u>
	Account 5216.100 - Communications General Services Totals			
Account 5910.010 - Transfers Out To General Fund				
2110.45.4743.5910.010	Central Services Allocation	1.0000	2,266.00	2,266.00
2110.45.4743.5910.010	Pension Obligation Bond	1.0000	2,220.00	2,220.00
		Transactions	2	<u>\$4,486.00</u>
	Account 5910.010 - Transfers Out To General Fund Totals			
Account 5910.100 - Transfers Out To Capital Projects				
2110.45.4743.5910.100	9377 - Almond Street Multi-Modal	1.0000	125.00	125.00
2110.45.4743.5910.100	9380 - Ponderosa Safe Routes to School	1.0000	2,400.00	2,400.00
2110.45.4743.5910.100	9382 - Skyway at Black Olive Signal	1.0000	6,650.00	6,650.00
2110.45.4743.5910.100	9392 - Almond Underground Utility District	1.0000	20,700.00	20,700.00
		Transactions	4	<u>\$29,875.00</u>
	Account 5910.100 - Transfers Out To Capital Projects Totals			
Account 5910.120 - Transfers Out To State Gas Tax Fund				
2110.45.4743.5910.120	9377 - Almond Street Multi-Modal	1.0000	125.00	125.00
2110.45.4743.5910.120	9380 - Ponderosa Safe Routes to School	1.0000	1,200.00	1,200.00
		Transactions	2	<u>\$1,325.00</u>
	Account 5910.120 - Transfers Out To State Gas Tax Fund Totals			

FY 2019/20

## Capital Improvement Projects

**TOWN OF PARADISE**  
**Fiscal Year 2019/20 Budget**  
**CAPITAL IMPROVEMENT PLAN SUMMARY**

**Project List and Total Costs**

Proj No.	Project	Alternatives Analysis/ Report Prep	Project Approval & Environmental Document	Plans, Specifications & Estimates	Preliminary Engineering	Right of Way & Utility Relocation	Construction Engineering	Construction	Construction Contingency	Non-Infrastructure	Total Costs
9368	Cypress Curve Realignment	\$ -	\$ -	\$ -	\$ 197,668	\$ 54,341	\$ 50,699	\$ 903,785	\$ -	\$ -	\$ 1,206,493
9371	Pearson Rd SR2S Connectivity Project	\$ -	\$ 35,766	\$ 217,587	\$ -	\$ -	\$ 28,947	\$ 1,019,650	\$ -	\$ 37,351	\$ 1,339,301
9372	Maxwell Dr SR2S Project	\$ -	\$ 23,411	\$ 84,809	\$ -	\$ -	\$ 23,162	\$ 737,719	\$ -	\$ 53,847	\$ 922,948
9376	Paradise Sewer Project	\$ 403,957	\$ -	\$ -	\$ -	\$ -	\$ -	\$ -	\$ -	\$ -	\$ 403,957
9377	Almond St Multi-Modal Improvements	\$ -	\$ 64,097	\$ 155,284	\$ -	\$ 1,101	\$ 180,250	\$ 2,969,100	\$ 307,500	\$ -	\$ 3,677,332
9378	Memorial Trailway Class I Enhancements	\$ -	\$ 10,720	\$ 36,266	\$ -	\$ -	\$ 22,282	\$ 1,320,579	\$ -	\$ -	\$ 1,389,847
9379	Downtown Paradise Equal Mobility Project	\$ -	\$ 25,000	\$ 32,489	\$ -	\$ 7,911	\$ 14,670	\$ 458,306	\$ -	\$ -	\$ 538,377
9380	Ponderosa Elementary SR2S Project	\$ -	\$ 62,741	\$ 174,408	\$ -	\$ 88,711	\$ 70,269	\$ 1,113,000	\$ 176,000	\$ 90,000	\$ 1,775,129
9382	Skyway at Black Olive Signalization Project	\$ -	\$ -	\$ -	\$ 79,957	\$ 6,650	\$ 34,000	\$ 500,000	\$ -	\$ -	\$ 620,607
9383	Pearson Rd Bike-Ped Improvements	\$ -	\$ -	\$ -	\$ 1,893	\$ -	\$ 12,995	\$ 639,801	\$ -	\$ -	\$ 654,689
9384	Paradise Systemic Safety Analysis Report	\$ 218,829	\$ -	\$ -	\$ -	\$ -	\$ -	\$ -	\$ -	\$ -	\$ 218,829
9385	Paradise Gap Closure Complex	\$ -	\$ -	\$ -	\$ 310,436	\$ -	\$ 290,000	\$ 4,367,000	\$ 438,000	\$ -	\$ 5,405,436
9386	Measure C Bille Rd Overlay	\$ -	\$ -	\$ -	\$ -	\$ -	\$ -	\$ 110,402	\$ -	\$ -	\$ 110,402
9387	Paradise Pavement Management Program	\$ 58,810	\$ -	\$ -	\$ -	\$ -	\$ -	\$ -	\$ -	\$ -	\$ 58,810
9388	Greenwood Drive FEMA Storm Repair	\$ -	\$ -	\$ -	\$ -	\$ -	\$ -	\$ 103,961	\$ -	\$ -	\$ 103,961
9389	Pentz Rd Pathway Project	\$ -	\$ -	\$ -	\$ 750,000	\$ -	\$ -	\$ -	\$ -	\$ -	\$ 750,000
9390	Skyway-Neal Bike-Ped Project	\$ -	\$ -	\$ -	\$ 600,000	\$ -	\$ -	\$ -	\$ -	\$ -	\$ 600,000
9391	Oliver Curve Pathway Project	\$ -	\$ -	\$ -	\$ 250,000	\$ -	\$ -	\$ -	\$ -	\$ -	\$ 250,000
9392	Almond Underground Utility District	\$ -	\$ -	\$ -	\$ -	\$ 45,800	\$ -	\$ -	\$ -	\$ -	\$ 45,800
9393	Resiliency Permit & Housing Resource Center	\$ -	\$ -	\$ -	\$ -	\$ -	\$ -	\$ 75,000	\$ -	\$ 35,000	\$ 110,000
9394	Downtown Sewer Environmental Study	\$ 860,000	\$ -	\$ -	\$ -	\$ -	\$ -	\$ -	\$ -	\$ -	\$ 860,000
9395	Public Safety Radio System	\$ -	\$ -	\$ -	\$ -	\$ -	\$ -	\$ -	\$ -	\$ 1,439,200	\$ 1,439,200
<b>Total</b>		<b>\$ 1,541,595</b>	<b>\$ 221,735</b>	<b>\$ 700,844</b>	<b>\$ 2,189,954</b>	<b>\$ 204,514</b>	<b>\$ 727,273</b>	<b>\$ 14,318,304</b>	<b>\$ 921,500</b>	<b>\$ 1,655,398</b>	<b>\$ 22,481,116</b>

**TOWN OF PARADISE**  
**Fiscal Year 2019/20 Budget**  
**CAPITAL IMPROVEMENT PLAN SUMMARY**

**Project List and Total Funding by Source**

Proj No.	Project	1010 Measure C	2090	2110	2120	2130 Prop 1	2112/2132	2133	2135 FEMA	2551 DIF	Total Funding
			Camp Fire Recovery/7815 Camp Fire Donations	Local Transportation	Gas Tax / SB1	Small Comm. Wastewater Grant	Federal CMAQ/ HSIP/SSARP	State ATP	Reimb or 2299 Utility Reimb./ Grants Misc.	Drainage or 7629 Hydrant Maintenance	
9368	Cypress Curve Realignment	\$ -	\$ -	\$ 4,142	\$ 16,663	\$ -	\$ 1,170,688	\$ -	\$ 15,000	\$ -	\$ 1,206,493
9371	Pearson Rd SR2S Connectivity Project	\$ -	\$ -	\$ -	\$ -	\$ -	\$ -	\$ 1,335,781	\$ -	\$ 3,520	\$ 1,339,301
9372	Maxwell Dr SR2S Project	\$ 100,014	\$ -	\$ -	\$ -	\$ -	\$ -	\$ 805,875	\$ 6,000	\$ 11,058	\$ 922,948
9376	Paradise Sewer Project	\$ -	\$ -	\$ -	\$ -	\$ 403,957	\$ -	\$ -	\$ -	\$ -	\$ 403,957
9377	Almond St Multi-Modal Improvements	\$ 124,422	\$ -	\$ 344,234	\$ -	\$ -	\$ -	\$ 3,208,677	\$ -	\$ -	\$ 3,677,332
9378	Memorial Trailway Class I Enhancements	\$ -	\$ -	\$ 35,266	\$ -	\$ -	\$ -	\$ 1,354,581	\$ -	\$ -	\$ 1,389,847
9379	Downtown Paradise Equal Mobility Project	\$ -	\$ -	\$ 67,635	\$ -	\$ -	\$ -	\$ 470,742	\$ -	\$ -	\$ 538,377
9380	Ponderosa Elementary SR2S Project	\$ -	\$ -	\$ 212,453	\$ -	\$ -	\$ -	\$ 1,562,675	\$ -	\$ -	\$ 1,775,129
9382	Skyway at Black Olive Signalization Project	\$ -	\$ -	\$ 26,607	\$ -	\$ -	\$ 594,000	\$ -	\$ -	\$ -	\$ 620,607
9383	Pearson Rd Bike-Ped Improvements	\$ -	\$ -	\$ 1,893	\$ -	\$ -	\$ 652,796	\$ -	\$ -	\$ -	\$ 654,689
9384	Paradise Systemic Safety Analysis Report	\$ -	\$ -	\$ 21,883	\$ -	\$ -	\$ 196,946	\$ -	\$ -	\$ -	\$ 218,829
9385	Paradise Gap Closure Complex	\$ -	\$ -	\$ 4,436	\$ 589,000	\$ -	\$ 1,025,000	\$ 3,787,000	\$ -	\$ -	\$ 5,405,436
9386	Measure C Bille Rd Overlay	\$ 110,402	\$ -	\$ -	\$ -	\$ -	\$ -	\$ -	\$ -	\$ -	\$ 110,402
9387	Paradise Pavement Management Program	\$ -	\$ -	\$ 58,810	\$ -	\$ -	\$ -	\$ -	\$ -	\$ -	\$ 58,810
9388	Greenwood Drive FEMA Storm Repair	\$ -	\$ -	\$ -	\$ 3,544	\$ -	\$ -	\$ -	\$ 100,417	\$ -	\$ 103,961
9389	Pentz Rd Pathway Project	\$ -	\$ -	\$ -	\$ -	\$ -	\$ 750,000	\$ -	\$ -	\$ -	\$ 750,000
9390	Skyway-Neal Bike-Ped Project	\$ -	\$ -	\$ -	\$ -	\$ -	\$ 600,000	\$ -	\$ -	\$ -	\$ 600,000
9391	Oliver Curve Pathway Project	\$ -	\$ -	\$ -	\$ -	\$ -	\$ 250,000	\$ -	\$ -	\$ -	\$ 250,000
9392	Almond Underground Utility District	\$ -	\$ -	\$ 45,800	\$ -	\$ -	\$ -	\$ -	\$ -	\$ -	\$ 45,800
9393	Resiliency Permit & Housing Resource Center	\$ -	\$ 110,000	\$ -	\$ -	\$ -	\$ -	\$ -	\$ -	\$ -	\$ 110,000
9394	Downtown Sewer Environmental Study	\$ -	\$ -	\$ -	\$ -	\$ -	\$ -	\$ 860,000	\$ -	\$ -	\$ 860,000
9395	Public Safety Radio System	\$ -	\$ 1,439,200	\$ -	\$ -	\$ -	\$ -	\$ -	\$ -	\$ -	\$ 1,439,200
<b>Total</b>		<b>\$ 334,838</b>	<b>\$ 1,549,200</b>	<b>\$ 823,159</b>	<b>\$ 609,207</b>	<b>\$ 403,957</b>	<b>\$ 5,239,429</b>	<b>\$ 12,525,331</b>	<b>\$ 981,417</b>	<b>\$ 14,578</b>	<b>\$ 22,481,116</b>

**TOWN OF PARADISE**  
**Fiscal Year 2019/20 Budget**  
**CAPITAL IMPROVEMENT PLAN SUMMARY**

**Project List and Total Funding By Year**

Proj No.	Project	Prior Years	2018-19	2019-20	2020-21	2021-22	2022-2023	Total Funding
9368	Cypress Curve Realignment	\$ 1,206,493	\$ -	\$ -	\$ -	\$ -	\$ -	\$ 1,206,493
9371	Pearson Rd SR2S Connectivity Project	\$ 1,339,301	\$ -	\$ -	\$ -	\$ -	\$ -	\$ 1,339,301
9372	Maxwell Dr SR2S Project	\$ 922,948	\$ -	\$ -	\$ -	\$ -	\$ -	\$ 922,948
9376	Paradise Sewer Project	\$ 403,957	\$ -	\$ -	\$ -	\$ -	\$ -	\$ 403,957
9377	Almond St Multi-Modal Improvements	\$ 208,047	\$ 12,435	\$ 10,250	\$ 3,139,100	\$ 307,500	\$ -	\$ 3,677,332
9378	Memorial Trailway Class I Enhancements	\$ 1,224,719	\$ 165,128	\$ -	\$ -	\$ -	\$ -	\$ 1,389,847
9379	Downtown Paradise Equal Mobility Project	\$ 66,208	\$ 472,169	\$ -	\$ -	\$ -	\$ -	\$ 538,377
9380	Ponderosa Elementary SR2S Project	\$ 235,558	\$ 16,571	\$ 30,000	\$ 409,000	\$ 1,084,000	\$ -	\$ 1,775,129
9382	Skyway at Black Olive Signalization Project	\$ 77,499	\$ 2,459	\$ 540,650	\$ -	\$ -	\$ -	\$ 620,607
9383	Pearson Rd Bike-Ped Improvements	\$ 654,689	\$ -	\$ -	\$ -	\$ -	\$ -	\$ 654,689
9384	Paradise Systemic Safety Analysis Report	\$ 144,103	\$ 74,726	\$ -	\$ -	\$ -	\$ -	\$ 218,829
9385	Paradise Gap Closure Complex	\$ 270,312	\$ 40,123	\$ -	\$ 1,100,000	\$ 3,995,000	\$ -	\$ 5,405,436
9386	Measure C Bille Rd Overlay	\$ 110,402	\$ -	\$ -	\$ -	\$ -	\$ -	\$ 110,402
9387	Paradise Pavement Management Program	\$ 58,810	\$ -	\$ -	\$ -	\$ -	\$ -	\$ 58,810
9388	Greenwood Drive FEMA Storm Repair	\$ 103,961	\$ -	\$ -	\$ -	\$ -	\$ -	\$ 103,961
9389	Pentz Rd Pathway Project	\$ -	\$ -	\$ -	\$ 375,000	\$ 375,000	\$ -	\$ 750,000
9390	Skyway-Neal Bike-Ped Project	\$ -	\$ -	\$ -	\$ 300,000	\$ 300,000	\$ -	\$ 600,000
9391	Oliver Curve Pathway Project	\$ -	\$ -	\$ -	\$ 125,000	\$ 125,000	\$ -	\$ 250,000
9392	Almond Underground Utility District	\$ -	\$ 25,100	\$ 20,700	\$ -	\$ -	\$ -	\$ 45,800
9393	Resiliency Permit & Housing Resource Center	\$ -	\$ -	\$ 110,000	\$ -	\$ -	\$ -	\$ 110,000
9394	Downtown Sewer Environmental Study	\$ -	\$ -	\$ 860,000	\$ -	\$ -	\$ -	\$ 860,000
9395	Public Safety Radio System	\$ -	\$ -	\$ 1,439,200	\$ -	\$ -	\$ -	\$ 1,439,200
<b>Total</b>		<b>\$ 7,027,006</b>	<b>\$ 808,710</b>	<b>\$ 3,010,800</b>	<b>\$ 5,448,100</b>	<b>\$ 6,186,500</b>	<b>\$ -</b>	<b>\$ 22,481,116</b>



**TOWN OF PARADISE  
Fiscal Year 2019/20 Budget  
CAPITAL IMPROVEMENT PLAN**

**Project Name: Cypress Curve Realignment Project**  
**Project Number: 9368, HSIPL 5425 (025)**

**Start Date: 06/2014**  
**Completion Date: 10/2017**

**Project Description:** Improve vertical and horizontal alignments; improve drainage; widen shoulders on Clark Road between Adams Road and Kimberly Lane.

**Project Development Costs**

Code	Project Costs	Prior Years	2018-19 Estimated				Total Costs
			Actual	2019-20	2020-21	2021-22	
10	Preliminary Engineering	\$ 197,668	\$ -	\$ -	\$ -	\$ -	\$ 197,668
11	Project Approval & Environmental Document	\$ -	\$ -	\$ -	\$ -	\$ -	\$ -
12	Plans, Specifications & Estimates	\$ -	\$ -	\$ -	\$ -	\$ -	\$ -
20	Right of Way & Utility Relocation	\$ 54,341	\$ -	\$ -	\$ -	\$ -	\$ 54,341
30	Construction Engineering	\$ 50,699	\$ -	\$ -	\$ -	\$ -	\$ 50,699
40	Construction	\$ 903,785	\$ -	\$ -	\$ -	\$ -	\$ 903,785
50	Construction Contingency	\$ -	\$ -	\$ -	\$ -	\$ -	\$ -
<b>Annual Total</b>		<b>\$ 1,206,493</b>	<b>\$ -</b>	<b>\$ -</b>	<b>\$ -</b>	<b>\$ -</b>	<b>\$ 1,206,493</b>

**Project Development Funding**

Code	Project Funding	Prior Years	2018-19 Estimated				Total Funding
			Actual	2019-20	2020-21	2021-22	
1010	Measure "C"	\$ -	\$ -	\$ -	\$ -	\$ -	\$ -
2110	Local Transportation (Transit)	\$ 4,142	\$ -	\$ -	\$ -	\$ -	\$ 4,142
2120	Gas Tax/Streets	\$ 16,663	\$ -	\$ -	\$ -	\$ -	\$ 16,663
2132	Federal HSIP	\$ 1,170,688	\$ -	\$ -	\$ -	\$ -	\$ 1,170,688
2133	State ATP	\$ -	\$ -	\$ -	\$ -	\$ -	\$ -
2299	Utility Reimbursements/Grants Misc.	\$ 15,000	\$ -	\$ -	\$ -	\$ -	\$ 15,000
2520	DIF Signal	\$ -	\$ -	\$ -	\$ -	\$ -	\$ -
2551	DIF Drainage	\$ -	\$ -	\$ -	\$ -	\$ -	\$ -
<b>Annual Total</b>		<b>\$ 1,206,493</b>	<b>\$ -</b>	<b>\$ -</b>	<b>\$ -</b>	<b>\$ -</b>	<b>\$ 1,206,493</b>

**TOWN OF PARADISE**  
**Fiscal Year 2019/20 Budget**  
**CAPITAL IMPROVEMENT PLAN**

**Project Name: Pearson Rd SR2S Connectivity Project**  
**Project Number: 9371, ATPL 5425 (029)**

**Start Date: 02/2015**  
**Est. Completion Date: 09/2018**

**Project Description:** Specific improvements include the construction of sidewalk, curb and gutter on the south side of Pearson Road between Black Olive Drive and Academy Drive. In addition, the project includes construction of curb, gutter and sidewalk on the south side of Pearson Road between Skyway and Almond Street.

<b>Project Development Costs</b>									
Code	Project Costs	Prior Years	2018-19 Estimated				2021-22	Total Costs	
			Actual	2019-20	2020-21				
10	Preliminary Engineering	\$ -	\$ -	\$ -	\$ -	\$ -	\$ -	\$ -	
11	Project Approval & Environmental Document	\$ 35,766	\$ -	\$ -	\$ -	\$ -	\$ -	\$ 35,766	
12	Plans, Specifications & Estimates	\$ 217,587	\$ -	\$ -	\$ -	\$ -	\$ -	\$ 217,587	
20	Right of Way & Utility Relocation	\$ -	\$ -	\$ -	\$ -	\$ -	\$ -	\$ -	
30	Construction Engineering	\$ 28,947	\$ -	\$ -	\$ -	\$ -	\$ -	\$ 28,947	
40	Construction	\$ 1,019,650	\$ -	\$ -	\$ -	\$ -	\$ -	\$ 1,019,650	
50	Construction Contingency	\$ -	\$ -	\$ -	\$ -	\$ -	\$ -	\$ -	
60	Non-Infrastructure Component	\$ 37,351	\$ -	\$ -	\$ -	\$ -	\$ -	\$ 37,351	
<b>Annual Total</b>		<b>\$ 1,339,301</b>	<b>\$ -</b>	<b>\$ -</b>	<b>\$ -</b>	<b>\$ -</b>	<b>\$ -</b>	<b>\$ 1,339,301</b>	

<b>Project Development Funding</b>									
Code	Project Funding	Prior Years	2018-19 Estimated				2021-22	Total Funding	
			Actual	2019-20	2020-21				
1010	Measure "C"	\$ -	\$ -	\$ -	\$ -	\$ -	\$ -	\$ -	
2110	Local Transportation (Transit)	\$ -	\$ -	\$ -	\$ -	\$ -	\$ -	\$ -	
2120	Gas Tax/Streets	\$ -	\$ -	\$ -	\$ -	\$ -	\$ -	\$ -	
2132	Federal HSIP	\$ -	\$ -	\$ -	\$ -	\$ -	\$ -	\$ -	
2133	State ATP	\$ 1,335,781	\$ -	\$ -	\$ -	\$ -	\$ -	\$ 1,335,781	
2299	Utility Reimbursements/Grants Misc.	\$ -	\$ -	\$ -	\$ -	\$ -	\$ -	\$ -	
2520	DIF Signal	\$ -	\$ -	\$ -	\$ -	\$ -	\$ -	\$ -	
7629	Hydrant Maintenance Fund	\$ 3,520	\$ -	\$ -	\$ -	\$ -	\$ -	\$ 3,520	
<b>Annual Total</b>		<b>\$ 1,339,301</b>	<b>\$ -</b>	<b>\$ -</b>	<b>\$ -</b>	<b>\$ -</b>	<b>\$ -</b>	<b>\$ 1,339,301</b>	

**TOWN OF PARADISE**  
**Fiscal Year 2019/20 Budget**  
**CAPITAL IMPROVEMENT PLAN**

**Project Name: Maxwell Dr SR2S Project**  
**Project Number: 9372, ATPL 5425 (030)**

**Start Date: 02/2015**  
**Est. Completion Date: 09/2018**

**Project Description:** The proposed project aims to improve safety and increase non-motorized transportation to Paradise High School on Maxwell Drive. The project includes construction of sidewalk, curb and gutter along the one side of Maxwell Drive while widening shoulders, as needed to facilitate the addition of Class II Bicycle Lanes on both sides of Maxwell Drive between Skyway and Elliott Road, a 0.56 mile stretch.

**Project Development Costs**

Code	Project Costs	Prior Years	2018-19 Estimated				Total Costs
			Actual	2019-20	2020-21	2021-22	
10	Preliminary Engineering	\$ -	\$ -	\$ -	\$ -	\$ -	\$ -
11	Project Approval & Environmental Document	\$ 23,411	\$ -	\$ -	\$ -	\$ -	\$ 23,411
12	Plans, Specifications & Estimates	\$ 84,809	\$ -	\$ -	\$ -	\$ -	\$ 84,809
30	Construction Engineering	\$ 23,162	\$ -	\$ -	\$ -	\$ -	\$ 23,162
40	Construction	\$ 737,719	\$ -	\$ -	\$ -	\$ -	\$ 737,719
50	Construction Contingency	\$ -	\$ -	\$ -	\$ -	\$ -	\$ -
60	Non-Infrastructure Component	\$ 53,847	\$ -	\$ -	\$ -	\$ -	\$ 53,847
<b>Annual Total</b>		<b>\$ 922,948</b>	<b>\$ -</b>	<b>\$ -</b>	<b>\$ -</b>	<b>\$ -</b>	<b>\$ 922,948</b>

**Project Development Funding**

Code	Project Funding	Prior Years	2018-19 Estimated				Total Funding
			Actual	2019-20	2020-21	2021-22	
1010	Measure "C"	\$ 100,014	\$ -	\$ -	\$ -	\$ -	\$ 100,014
2110	Local Transportation (Transit)	\$ -	\$ -	\$ -	\$ -	\$ -	\$ -
2120	Gas Tax/Streets	\$ -	\$ -	\$ -	\$ -	\$ -	\$ -
2132	Federal HSIP	\$ -	\$ -	\$ -	\$ -	\$ -	\$ -
2133	State ATP	\$ 805,875	\$ -	\$ -	\$ -	\$ -	\$ 805,875
2299	Utility Reimbursements/Grants Misc.	\$ 6,000	\$ -	\$ -	\$ -	\$ -	\$ 6,000
2520	DIF Signal	\$ -	\$ -	\$ -	\$ -	\$ -	\$ -
2551	DIF Drainage	\$ 11,058	\$ -	\$ -	\$ -	\$ -	\$ 11,058
<b>Annual Total</b>		<b>\$ 922,948</b>	<b>\$ -</b>	<b>\$ -</b>	<b>\$ -</b>	<b>\$ -</b>	<b>\$ 922,948</b>

**TOWN OF PARADISE**  
**Fiscal Year 2019/20 Budget**  
**CAPITAL IMPROVEMENT PLAN**

**Project Name: Paradise Sewer Project**  
**Project Number: 9376**

**Start Date: 01/2016**  
**Completion Date: 12/2017**

**Project Description:** The proposed project will study wastewater alternatives for a to be determined special assessment district. Alternatives include the following: (A) Localized treatment plant(s), (B) Surface water discharge location(s), (C) Direct connection to the City of Chico WPCP, (D) Beneficial Reuse/Innovative Technology Solution, (E) No Project. Project also includes extensive public outreach and transition efforts to the preliminary engineering project phase.

<b>Project Development Costs</b>									
<b>Code</b>	<b>Project Costs</b>	<b>Prior Years</b>	<b>2018-19 Estimated</b>					<b>Total Costs</b>	
			<b>Actual</b>	<b>2019-20</b>	<b>2020-21</b>	<b>2021-22</b>			
11	Project Approval & Environmental Document	\$ -	\$ -	\$ -	\$ -	\$ -	\$ -	\$ -	\$ -
12	Plans, Specifications & Estimates	\$ -	\$ -	\$ -	\$ -	\$ -	\$ -	\$ -	\$ -
10	Preliminary Engineering	\$ -	\$ -	\$ -	\$ -	\$ -	\$ -	\$ -	\$ -
20	Right of Way & Utility Relocation	\$ -	\$ -	\$ -	\$ -	\$ -	\$ -	\$ -	\$ -
30	Construction Engineering	\$ -	\$ -	\$ -	\$ -	\$ -	\$ -	\$ -	\$ -
40	Construction	\$ -	\$ -	\$ -	\$ -	\$ -	\$ -	\$ -	\$ -
50	Construction Contingency	\$ -	\$ -	\$ -	\$ -	\$ -	\$ -	\$ -	\$ -
60	Alternatives Analysis	\$ 403,957	\$ -	\$ -	\$ -	\$ -	\$ -	\$ -	\$ 403,957
<b>Annual Total</b>		<b>\$ 403,957</b>	<b>\$ -</b>	<b>\$ -</b>	<b>\$ -</b>	<b>\$ -</b>	<b>\$ -</b>	<b>\$ -</b>	<b>\$ 403,957</b>

<b>Project Development Funding</b>									
<b>Code</b>	<b>Project Funding</b>	<b>Prior Years</b>	<b>2018-19 Estimated</b>					<b>Total Funding</b>	
			<b>Actual</b>	<b>2019-20</b>	<b>2020-21</b>	<b>2021-22</b>			
1010	Measure "C" (Potential)	\$ -	\$ -	\$ -	\$ -	\$ -	\$ -	\$ -	\$ -
2120	Gas Tax/Streets	\$ -	\$ -	\$ -	\$ -	\$ -	\$ -	\$ -	\$ -
2130	Prop 1 SC Wastewater Grant	\$ 403,957	\$ -	\$ -	\$ -	\$ -	\$ -	\$ -	\$ 403,957
2132	Federal HSIP	\$ -	\$ -	\$ -	\$ -	\$ -	\$ -	\$ -	\$ -
2133	State ATP	\$ -	\$ -	\$ -	\$ -	\$ -	\$ -	\$ -	\$ -
2299	Utility Reimbursements/Grants Misc.	\$ -	\$ -	\$ -	\$ -	\$ -	\$ -	\$ -	\$ -
2520	DIF Signal	\$ -	\$ -	\$ -	\$ -	\$ -	\$ -	\$ -	\$ -
2551	DIF Drainage	\$ -	\$ -	\$ -	\$ -	\$ -	\$ -	\$ -	\$ -
<b>Annual Total</b>		<b>\$ 403,957</b>	<b>\$ -</b>	<b>\$ -</b>	<b>\$ -</b>	<b>\$ -</b>	<b>\$ -</b>	<b>\$ -</b>	<b>\$ 403,957</b>

**TOWN OF PARADISE**  
**Fiscal Year 2019/20 Budget**  
**CAPITAL IMPROVEMENT PLAN**

**Project Name: Almond St. Multi-Modal Improvements**  
**Project Number: 9377, ATPL 5425 (031)**

**Start Date: 08/2016**  
**Est. Completion Date: 06/2021**

**Project Description:** The proposed project will add sidewalks, curbs and gutters to Almond Street between Pearson Road and Elliott Road. In addition construction will widen Almond Street to incorporate Class II Bicycle Lanes on both sides of the roadway. To facilitate the construction of these improvements, underground drainage needs to be addressed and is included in the project.

Project Development Costs							
Code	Project Costs	Prior Years	2018-19 Estimated			2021-22	Total Costs
			Actual	2019-20	2020-21		
10	Preliminary Engineering	\$ -	\$ -	\$ -	\$ -	\$ -	\$ -
11	Project Approval & Environmental Document	\$ 64,097	\$ -	\$ -	\$ -	\$ -	\$ 64,097
12	Plans, Specifications & Estimates	\$ 143,950	\$ 11,334	\$ -	\$ -	\$ -	\$ 155,284
20	Right of Way & Utility Relocation	\$ -	\$ 1,101	\$ -	\$ -	\$ -	\$ 1,101
30	Construction Engineering	\$ -	\$ -	\$ 10,250	\$ 170,000	\$ -	\$ 180,250
40	Construction	\$ -	\$ -	\$ -	\$ 2,969,100	\$ -	\$ 2,969,100
50	Construction Contingency	\$ -	\$ -	\$ -	\$ -	\$ 307,500	\$ 307,500
60	Non-Infrastructure Component	\$ -	\$ -	\$ -	\$ -	\$ -	\$ -
<b>Annual Total</b>		<b>\$ 208,047</b>	<b>\$ 12,435</b>	<b>\$ 10,250</b>	<b>\$ 3,139,100</b>	<b>\$ 307,500</b>	<b>\$ 3,677,332</b>

Project Development Funding							
Code	Project Funding	Prior Years	2018-19 Estimated			2021-22	Total Costs
			Actual	2019-20	2020-21		
1010	Measure "C"	\$ -	\$ -	\$ -	\$ 124,422	\$ -	\$ 124,422
2110	Local Transportation (Transit)	\$ 5,489	\$ 316	\$ 250	\$ 330,678	\$ 7,500	\$ 344,234
2120	Gas Tax/Streets	\$ -	\$ -	\$ -	\$ -	\$ -	\$ -
2132	Federal HSIP	\$ -	\$ -	\$ -	\$ -	\$ -	\$ -
2133	State ATP	\$ 202,558	\$ 12,119	\$ 10,000	\$ 2,684,000	\$ 300,000	\$ 3,208,677
2299	Utility Reimbursements/Grants Misc.	\$ -	\$ -	\$ -	\$ -	\$ -	\$ -
2520	DIF Signal	\$ -	\$ -	\$ -	\$ -	\$ -	\$ -
2551	DIF Drainage	\$ -	\$ -	\$ -	\$ -	\$ -	\$ -
<b>Annual Total</b>		<b>\$ 208,047</b>	<b>\$ 12,435</b>	<b>\$ 10,250</b>	<b>\$ 3,139,100</b>	<b>\$ 307,500</b>	<b>\$ 3,677,332</b>

**TOWN OF PARADISE**  
**Fiscal Year 2019/20 Budget**  
**CAPITAL IMPROVEMENT PLAN**

**Project Name: Memorial Trailway Class I Enhancements**  
**Project Number: 9378, ATPL 5425 (032)**

**Start Date: 09/2016**  
**Est. Completion Date: 02/2019**

**Project Description:** The proposed project is located along the Memorial Trailway between Pentz Road to Princeton way and will add lighting, flashing beacons and minor widening to the Class I bike/ped facility.

<b>Project Development Costs</b>									
Code	Project Costs	Prior Years	2018-19 Estimated			2019-20	2020-21	2021-22	Total Costs
			Actual						
10	Preliminary Engineering	\$ -	\$ -	\$ -	\$ -	\$ -	\$ -	\$ -	\$ -
11	Project Approval & Environmental Document	\$ 10,720	\$ -	\$ -	\$ -	\$ -	\$ -	\$ -	\$ 10,720
12	Plans, Specifications & Estimates	\$ 30,003	\$ 6,263	\$ -	\$ -	\$ -	\$ -	\$ -	\$ 36,266
20	Right of Way & Utility Relocation	\$ -	\$ -	\$ -	\$ -	\$ -	\$ -	\$ -	\$ -
30	Construction Engineering	\$ 18,700	\$ 3,583	\$ -	\$ -	\$ -	\$ -	\$ -	\$ 22,282
40	Construction	\$ 1,165,296	\$ 155,282	\$ -	\$ -	\$ -	\$ -	\$ -	\$ 1,320,579
50	Construction Contingency	\$ -	\$ -	\$ -	\$ -	\$ -	\$ -	\$ -	\$ -
60	Non-Infrastructure Component	\$ -	\$ -	\$ -	\$ -	\$ -	\$ -	\$ -	\$ -
<b>Annual Total</b>		<b>\$ 1,224,719</b>	<b>\$ 165,128</b>	<b>\$ -</b>	<b>\$ -</b>	<b>\$ -</b>	<b>\$ -</b>	<b>\$ -</b>	<b>\$ 1,389,847</b>

<b>Project Development Funding</b>									
Code	Project Funding	Prior Years	2018-19 Estimated			2019-20	2020-21	2021-22	Total Funding
			Actual						
1010	Measure "C"	\$ -	\$ -	\$ -	\$ -	\$ -	\$ -	\$ -	\$ -
2110	Local Transportation (Transit)	\$ 31,138	\$ 4,128	\$ -	\$ -	\$ -	\$ -	\$ -	\$ 35,266
2120	Gas Tax/Streets	\$ -	\$ -	\$ -	\$ -	\$ -	\$ -	\$ -	\$ -
2132	Federal HSIP	\$ -	\$ -	\$ -	\$ -	\$ -	\$ -	\$ -	\$ -
2133	State ATP	\$ 1,193,581	\$ 161,000	\$ -	\$ -	\$ -	\$ -	\$ -	\$ 1,354,581
2299	Utility Reimbursements/Grants Misc.	\$ -	\$ -	\$ -	\$ -	\$ -	\$ -	\$ -	\$ -
2520	DIF Signal	\$ -	\$ -	\$ -	\$ -	\$ -	\$ -	\$ -	\$ -
2551	DIF Drainage	\$ -	\$ -	\$ -	\$ -	\$ -	\$ -	\$ -	\$ -
<b>Annual Total</b>		<b>\$ 1,224,719</b>	<b>\$ 165,128</b>	<b>\$ -</b>	<b>\$ -</b>	<b>\$ -</b>	<b>\$ -</b>	<b>\$ -</b>	<b>\$ 1,389,847</b>

**TOWN OF PARADISE**  
**Fiscal Year 2019/20 Budget**  
**CAPITAL IMPROVEMENT PLAN**

**Project Name: Downtown Paradise Equal Mobility Project**  
**Project Number: 9379, ATPL 5425 (034)**

**Start Date: 07/2016**  
**Est. Completion Date: 06/2019**

**Project Description:** The proposed project will remove and replace outdated non-ADA compliant sidewalks and driveways in the downtown Paradise commercial core. The proposed project aims to increase mobility in the downtown by removing barriers and pedestrian hazards throughout the project area.

<b>Project Development Costs</b>									
Code	Project Costs	Prior Years	2018-19 Estimated				Total Costs		
			Actual	2019-20	2020-21	2021-22			
10	Preliminary Engineering	\$ -	\$ -	\$ -	\$ -	\$ -	\$ -	-	
11	Project Approval & Environmental Document	\$ 25,000	\$ -	\$ -	\$ -	\$ -	\$ -	25,000	
12	Plans, Specifications & Estimates	\$ 32,489	\$ -	\$ -	\$ -	\$ -	\$ -	32,489	
20	Right of Way & Utility Relocation	\$ 7,911	\$ -	\$ -	\$ -	\$ -	\$ -	7,911	
30	Construction Engineering	\$ -	\$ 14,670	\$ -	\$ -	\$ -	\$ -	14,670	
40	Construction	\$ 807	\$ 457,499	\$ -	\$ -	\$ -	\$ -	458,306	
50	Construction Contingency	\$ -	\$ -	\$ -	\$ -	\$ -	\$ -	-	
60	Non-Infrastructure Component	\$ -	\$ -	\$ -	\$ -	\$ -	\$ -	-	
<b>Annual Total</b>		<b>\$ 66,208</b>	<b>\$ 472,169</b>	<b>\$ -</b>	<b>\$ -</b>	<b>\$ -</b>	<b>\$ -</b>	<b>\$ 538,377</b>	

<b>Project Development Funding</b>									
Code	Project Funding	Prior Years	2018-19 Estimated				Total Funding		
			Actual	2019-20	2020-21	2021-22			
1010	Measure "C" (Potential)	\$ -	\$ -	\$ -	\$ -	\$ -	\$ -	\$ -	
2110	Local Transportation (Transit)	\$ 9,904	\$ 57,731	\$ -	\$ -	\$ -	\$ -	\$ 67,635	
2120	Gas Tax/Streets	\$ -	\$ -	\$ -	\$ -	\$ -	\$ -	\$ -	
2132	Federal HSIP	\$ -	\$ -	\$ -	\$ -	\$ -	\$ -	\$ -	
2133	State ATP	\$ 56,305	\$ 414,437	\$ -	\$ -	\$ -	\$ -	\$ 470,742	
2299	Utility Reimbursements/Grants Misc.	\$ -	\$ -	\$ -	\$ -	\$ -	\$ -	\$ -	
2520	DIF Signal	\$ -	\$ -	\$ -	\$ -	\$ -	\$ -	\$ -	
2551	DIF Drainage	\$ -	\$ -	\$ -	\$ -	\$ -	\$ -	\$ -	
<b>Annual Total</b>		<b>\$ 66,208</b>	<b>\$ 472,169</b>	<b>\$ -</b>	<b>\$ -</b>	<b>\$ -</b>	<b>\$ -</b>	<b>\$ 538,377</b>	

**TOWN OF PARADISE**  
**Fiscal Year 2019/20 Budget**  
**CAPITAL IMPROVEMENT PLAN**

**Project Name: Ponderosa Elementary Safe Routes to School Project**  
**Project Number: 9380, ATPL 5425 (033)**

**Start Date: 06/2016**  
**Est. Completion Date: 08/2021**

**Project Description:** The proposed project will add sidewalks, curbs and gutters along Pentz Road between 300' north of Wagstaff Road and tie in to existing sidewalks just north of Bille Road on both sides of the roadway. Class II Bicycle Lanes will be added to the existing roadway section to allow for bicyclists to use Pentz Road safely.

<b>Project Development Costs</b>									
<b>Code</b>	<b>Project Costs</b>	<b>Prior Years</b>	<b>2018-19 Estimated</b>					<b>Total Costs</b>	
			<b>Actual</b>	<b>2019-20</b>	<b>2020-21</b>	<b>2021-22</b>			
10	Preliminary Engineering	\$ -	\$ -	\$ -	\$ -	\$ -	\$ -	\$ -	\$ -
11	Project Approval & Environmental Document	\$ 62,741	\$ -	\$ -	\$ -	\$ -	\$ -	\$ -	\$ 62,741
12	Plans, Specifications & Estimates	\$ 119,508	\$ 900	\$ 30,000	\$ 24,000	\$ -	\$ -	\$ -	\$ 174,408
20	Right of Way & Utility Relocation	\$ 53,309	\$ 15,402	\$ -	\$ 20,000	\$ -	\$ -	\$ -	\$ 88,711
30	Construction Engineering	\$ -	\$ 269	\$ -	\$ 20,000	\$ 50,000	\$ -	\$ -	\$ 70,269
40	Construction	\$ -	\$ -	\$ -	\$ 300,000	\$ 813,000	\$ -	\$ -	\$ 1,113,000
50	Construction Contingency	\$ -	\$ -	\$ -	\$ -	\$ 176,000	\$ -	\$ -	\$ 176,000
60	Non-Infrastructure Component	\$ -	\$ -	\$ -	\$ 45,000	\$ 45,000	\$ -	\$ -	\$ 90,000
<b>Annual Total</b>		<b>\$ 235,558</b>	<b>\$ 16,571</b>	<b>\$ 30,000</b>	<b>\$ 409,000</b>	<b>\$ 1,084,000</b>	<b>\$ -</b>	<b>\$ -</b>	<b>\$ 1,775,129</b>

<b>Project Development Funding</b>									
<b>Code</b>	<b>Project Funding</b>	<b>Prior Years</b>	<b>2018-19 Estimated</b>					<b>Total Funding</b>	
			<b>Actual</b>	<b>2019-20</b>	<b>2020-21</b>	<b>2021-22</b>			
1010	Measure "C"	\$ -	\$ -	\$ -	\$ -	\$ -	\$ -	\$ -	\$ -
2110	Local Transportation (Transit)	\$ 27,842	\$ 1,851	\$ 3,600	\$ 49,080	\$ 130,080	\$ -	\$ -	\$ 212,453
2120	Gas Tax/Streets	\$ -	\$ -	\$ -	\$ -	\$ -	\$ -	\$ -	\$ -
2132	Federal HSIP	\$ -	\$ -	\$ -	\$ -	\$ -	\$ -	\$ -	\$ -
2133	State ATP	\$ 207,716	\$ 14,720	\$ 26,400	\$ 359,920	\$ 953,920	\$ -	\$ -	\$ 1,562,675
2299	Utility Reimbursements/Grants Misc.	\$ -	\$ -	\$ -	\$ -	\$ -	\$ -	\$ -	\$ -
2520	DIF Signal	\$ -	\$ -	\$ -	\$ -	\$ -	\$ -	\$ -	\$ -
2551	DIF Drainage	\$ -	\$ -	\$ -	\$ -	\$ -	\$ -	\$ -	\$ -
<b>Annual Total</b>		<b>\$ 235,558</b>	<b>\$ 16,571</b>	<b>\$ 30,000</b>	<b>\$ 409,000</b>	<b>\$ 1,084,000</b>	<b>\$ -</b>	<b>\$ -</b>	<b>\$ 1,775,129</b>



**TOWN OF PARADISE**  
**Fiscal Year 2019/20 Budget**  
**CAPITAL IMPROVEMENT PLAN**

**Project Name: Skyway at Black Olive Traffic Signal**  
**Project Number: 9382, HSIPL 5425 (035)**

**Start Date: 06/2016**  
**Est. Completion Date: 6/2021**

**Project Description:** The proposed project will install a four way traffic signal at the intersection of Skyway at Black Olive Drive.

<b>Project Development Costs</b>									
<b>Code</b>	<b>Project Costs</b>	<b>Prior Years</b>	<b>2018-19 Estimated</b>		<b>2019-20</b>	<b>2020-21</b>	<b>2021-22</b>		<b>Total Costs</b>
			<b>Actual</b>						
10	Preliminary Engineering	\$ 77,499	\$ 2,459	\$ -	\$ -	\$ -	\$ -	\$ -	\$ 79,957
11	Project Approval & Environmental Document	\$ -	\$ -	\$ -	\$ -	\$ -	\$ -	\$ -	\$ -
12	Plans, Specifications & Estimates	\$ -	\$ -	\$ -	\$ -	\$ -	\$ -	\$ -	\$ -
20	Right of Way & Utility Relocation	\$ -	\$ -	\$ 6,650	\$ -	\$ -	\$ -	\$ -	\$ 6,650
30	Construction Engineering	\$ -	\$ -	\$ 34,000	\$ -	\$ -	\$ -	\$ -	\$ 34,000
40	Construction	\$ -	\$ -	\$ 500,000	\$ -	\$ -	\$ -	\$ -	\$ 500,000
50	Construction Contingency	\$ -	\$ -	\$ -	\$ -	\$ -	\$ -	\$ -	\$ -
60	Non-Infrastructure Component	\$ -	\$ -	\$ -	\$ -	\$ -	\$ -	\$ -	\$ -
<b>Annual Total</b>		<b>\$ 77,499</b>	<b>\$ 2,459</b>	<b>\$ 540,650</b>	<b>\$ -</b>	<b>\$ -</b>	<b>\$ -</b>	<b>\$ -</b>	<b>\$ 620,607</b>

<b>Project Development Funding</b>									
<b>Code</b>	<b>Project Funding</b>	<b>Prior Years</b>	<b>2018-19 Estimated</b>		<b>2019-20</b>	<b>2020-21</b>	<b>2021-22</b>		<b>Total Funding</b>
			<b>Actual</b>						
1010	Measure "C"	\$ -	\$ -	\$ -	\$ -	\$ -	\$ -	\$ -	\$ -
2110	Local Transportation (Transit)	\$ 17,499	\$ 2,459	\$ 6,650	\$ -	\$ -	\$ -	\$ -	\$ 26,607
2120	Gas Tax/Streets	\$ -	\$ -	\$ -	\$ -	\$ -	\$ -	\$ -	\$ -
2132	Federal HSIP	\$ 60,000	\$ -	\$ 534,000	\$ -	\$ -	\$ -	\$ -	\$ 594,000
2133	State ATP	\$ -	\$ -	\$ -	\$ -	\$ -	\$ -	\$ -	\$ -
2299	Utility Reimbursements/Grants Misc.	\$ -	\$ -	\$ -	\$ -	\$ -	\$ -	\$ -	\$ -
2520	DIF Signal	\$ -	\$ -	\$ -	\$ -	\$ -	\$ -	\$ -	\$ -
2551	DIF Drainage	\$ -	\$ -	\$ -	\$ -	\$ -	\$ -	\$ -	\$ -
<b>Annual Total</b>		<b>\$ 77,499</b>	<b>\$ 2,459</b>	<b>\$ 540,650</b>	<b>\$ -</b>	<b>\$ -</b>	<b>\$ -</b>	<b>\$ -</b>	<b>\$ 620,607</b>

**TOWN OF PARADISE**  
**Fiscal Year 2019/20 Budget**  
**CAPITAL IMPROVEMENT PLAN**

**Project Name: Pearson Bike-Ped Improvements**  
**Project Number: 9383, CML 5425 (036)**

**Start Date: 05/2017**  
**Completion Date: 01/2018**

**Project Description:** The proposed project will construct sidewalks, curbs, gutters and bike lanes along the north side of Pearson Road between Black Olive Drive and Academy Drive

Project Development Costs										
Code	Project Costs	Prior Years	2018-19 Estimated					Total Costs		
			Actual	2019-20	2020-21	2021-22				
10	Preliminary Engineering	\$ 1,893	\$ -	\$ -	\$ -	\$ -	\$ -	\$ 1,893		
11	Project Approval & Environmental Document	\$ -	\$ -	\$ -	\$ -	\$ -	\$ -	\$ -		
12	Plans, Specifications & Estimates	\$ -	\$ -	\$ -	\$ -	\$ -	\$ -	\$ -		
20	Right of Way & Utility Relocation	\$ -	\$ -	\$ -	\$ -	\$ -	\$ -	\$ -		
30	Construction Engineering	\$ 12,995	\$ -	\$ -	\$ -	\$ -	\$ 12,995			
40	Construction	\$ 639,801	\$ -	\$ -	\$ -	\$ -	\$ 639,801			
50	Construction Contingency	\$ -	\$ -	\$ -	\$ -	\$ -	\$ -			
60	Non-Infrastructure Component	\$ -	\$ -	\$ -	\$ -	\$ -	\$ -			
<b>Annual Total</b>		<b>\$ 654,689</b>	<b>\$ -</b>	<b>\$ -</b>	<b>\$ -</b>	<b>\$ -</b>	<b>\$ -</b>	<b>\$ 654,689</b>		

Project Development Funding										
Code	Project Funding	Prior Years	2018-19 Estimated					Total Costs		
			Actual	2019-20	2020-21	2021-22				
1010	Measure "C"	\$ -	\$ -	\$ -	\$ -	\$ -	\$ -	\$ -		
2110	Local Transportation (Transit)	\$ 1,893	\$ -	\$ -	\$ -	\$ -	\$ 1,893			
2112	Federal CMAQ	\$ 652,796	\$ -	\$ -	\$ -	\$ -	\$ 652,796			
2120	Gas Tax/Streets	\$ -	\$ -	\$ -	\$ -	\$ -	\$ -			
2133	State ATP	\$ -	\$ -	\$ -	\$ -	\$ -	\$ -			
2299	Utility Reimbursements/Grants Misc.	\$ -	\$ -	\$ -	\$ -	\$ -	\$ -			
2520	DIF Signal	\$ -	\$ -	\$ -	\$ -	\$ -	\$ -			
2551	DIF Drainage	\$ -	\$ -	\$ -	\$ -	\$ -	\$ -			
<b>Annual Total</b>		<b>\$ 654,689</b>	<b>\$ -</b>	<b>\$ -</b>	<b>\$ -</b>	<b>\$ -</b>	<b>\$ -</b>	<b>\$ 654,689</b>		

**TOWN OF PARADISE**  
**Fiscal Year 2019/20 Budget**  
**CAPITAL IMPROVEMENT PLAN**

**Project Name: Paradise SSAR**  
**Project Number: 9384, SSAR 5425 (037)**

**Start Date: 07/2017**  
**Est. Completion Date: 10/2018**

**Project Description:** Preparation of a Systemic Safety Analysis Report for severely underdeveloped two-lane roadways. Will study collision history, identify infrastructure needs for motorists, bicyclists and pedestrians.

<b>Project Development Costs</b>									
Code	Project Costs	Prior Years	2018-19 Estimated				Total Costs		
			Actual	2019-20	2020-21	2021-22			
10	Preliminary Engineering	\$ -	\$ -	\$ -	\$ -	\$ -	\$ -	\$ -	\$ -
11	Project Approval & Environmental Document	\$ -	\$ -	\$ -	\$ -	\$ -	\$ -	\$ -	\$ -
12	Plans, Specifications & Estimates	\$ -	\$ -	\$ -	\$ -	\$ -	\$ -	\$ -	\$ -
20	Right of Way & Utility Relocation	\$ -	\$ -	\$ -	\$ -	\$ -	\$ -	\$ -	\$ -
30	Construction Engineering	\$ -	\$ -	\$ -	\$ -	\$ -	\$ -	\$ -	\$ -
40	Construction	\$ -	\$ -	\$ -	\$ -	\$ -	\$ -	\$ -	\$ -
50	Construction Contingency	\$ -	\$ -	\$ -	\$ -	\$ -	\$ -	\$ -	\$ -
70	Report Preparation	\$ 144,103	\$ 74,726	\$ -	\$ -	\$ -	\$ -	\$ -	\$ 218,829
<b>Annual Total</b>		<b>\$ 144,103</b>	<b>\$ 74,726</b>	<b>\$ -</b>	<b>\$ -</b>	<b>\$ -</b>	<b>\$ -</b>	<b>\$ -</b>	<b>\$ 218,829</b>

<b>Project Development Funding</b>									
Code	Project Funding	Prior Years	2018-19 Estimated				Total Funding		
			Actual	2019-20	2020-21	2021-22			
1010	Measure "C"	\$ -	\$ -	\$ -	\$ -	\$ -	\$ -	\$ -	\$ -
2110	Local Transportation (Transit)	\$ 14,410	\$ 7,473	\$ -	\$ -	\$ -	\$ -	\$ -	\$ 21,883
2120	Gas Tax/Streets	\$ -	\$ -	\$ -	\$ -	\$ -	\$ -	\$ -	\$ -
2132	Federal SSARP	\$ 129,692	\$ 67,253	\$ -	\$ -	\$ -	\$ -	\$ -	\$ 196,946
2133	State ATP	\$ -	\$ -	\$ -	\$ -	\$ -	\$ -	\$ -	\$ -
2299	Utility Reimbursements/Grants Misc.	\$ -	\$ -	\$ -	\$ -	\$ -	\$ -	\$ -	\$ -
2520	DIF Signal	\$ -	\$ -	\$ -	\$ -	\$ -	\$ -	\$ -	\$ -
2551	DIF Drainage	\$ -	\$ -	\$ -	\$ -	\$ -	\$ -	\$ -	\$ -
<b>Annual Total</b>		<b>\$ 144,103</b>	<b>\$ 74,726</b>	<b>\$ -</b>	<b>\$ -</b>	<b>\$ -</b>	<b>\$ -</b>	<b>\$ -</b>	<b>\$ 218,829</b>

**TOWN OF PARADISE  
Fiscal Year 2019/20 Budget  
CAPITAL IMPROVEMENT PLAN**

**Project Name: Paradise Gap Closure Complex**  
**Project Number: 9385, CML 5425 (038)**

**Start Date: 06/2017**  
**Est. Completion Date: 12/2021**

**Project Description:** Infill of sidewalks, curbs, gutters and bike lanes/routes along Elliott, Birch, Fir, Foster and Black Olive Drive in commercial core. Funding is only secured for design and environmental as of June 2017.

**Project Development Costs**

Code	Project Costs	Prior Years	2018-19 Estimated				Total Costs
			Actual	2019-20	2020-21	2021-22	
10	Preliminary Engineering	\$ 270,313	\$ 40,123	\$ -	\$ -	\$ -	\$ 310,436
11	Project Approval & Environmental Document	\$ -	\$ -	\$ -	\$ -	\$ -	\$ -
12	Plans, Specifications & Estimates	\$ -	\$ -	\$ -	\$ -	\$ -	\$ -
20	Right of Way & Utility Relocation	\$ -	\$ -	\$ -	\$ -	\$ -	\$ -
30	Construction Engineering	\$ -	\$ -	\$ -	\$ 100,000	\$ 190,000	\$ 290,000
40	Construction	\$ -	\$ -	\$ -	\$ 1,000,000	\$ 3,367,000	\$ 4,367,000
50	Construction Contingency	\$ -	\$ -	\$ -	\$ -	\$ 438,000	\$ 438,000
60	Non-Infrastructure Component	\$ -	\$ -	\$ -	\$ -	\$ -	\$ -
<b>Annual Total</b>		<b>\$ 270,313</b>	<b>\$ 40,123</b>	<b>\$ -</b>	<b>\$ 1,100,000</b>	<b>\$ 3,995,000</b>	<b>\$ 5,405,436</b>

**Project Development Funding**

Code	Project Funding	Prior Years	2018-19 Estimated				Total Funding
			Actual	2019-20	2020-21	2021-22	
1010	Measure "C"	\$ -	\$ -	\$ -	\$ -	\$ -	\$ -
2110	Local Transportation (Transit)	\$ -	\$ 4,436	\$ -	\$ -	\$ -	\$ 4,436
2112	Federal CMAQ	\$ 270,312	\$ 35,687	\$ -	\$ 719,000	\$ -	\$ 1,025,000
2120	Gas Tax/Streets/SB1	\$ -	\$ -	\$ -	\$ -	\$ 589,000	\$ 589,000
2133	State ATP	\$ -	\$ -	\$ -	\$ 381,000	\$ 3,406,000	\$ 3,787,000
2520	DIF Signal	\$ -	\$ -	\$ -	\$ -	\$ -	\$ -
2551	DIF Drainage	\$ -	\$ -	\$ -	\$ -	\$ -	\$ -
<b>Annual Total</b>		<b>\$ 270,312</b>	<b>\$ 40,123</b>	<b>\$ -</b>	<b>\$ 1,100,000</b>	<b>\$ 3,995,000</b>	<b>\$ 5,405,436</b>

**TOWN OF PARADISE**  
**Fiscal Year 2019/20 Budget**  
**CAPITAL IMPROVEMENT PLAN**

**Project Name: Measure C Bille Rd Overlay**  
**Project Number: 9386**

**Start Date: 07/2017**  
**Completion Date: 08/2017**

**Project Description:** Overlay on Bille Road from Fern to Oliver.

Project Development Costs										
Code	Project Costs	Prior Years	2018-19 Estimated		2019-20	2020-21	2021-22	Total Costs		
			Actual							
10	Preliminary Engineering	\$ -	\$ -	\$ -	\$ -	\$ -	\$ -	\$ -	\$ -	\$ -
11	Project Approval & Environmental Document	\$ -	\$ -	\$ -	\$ -	\$ -	\$ -	\$ -	\$ -	\$ -
12	Plans, Specifications & Estimates	\$ -	\$ -	\$ -	\$ -	\$ -	\$ -	\$ -	\$ -	\$ -
20	Right of Way & Utility Relocation	\$ -	\$ -	\$ -	\$ -	\$ -	\$ -	\$ -	\$ -	\$ -
30	Construction Engineering	\$ -	\$ -	\$ -	\$ -	\$ -	\$ -	\$ -	\$ -	\$ -
40	Construction	\$ 110,402	\$ -	\$ -	\$ -	\$ -	\$ -	\$ -	\$ -	\$ 110,402
50	Construction Contingency	\$ -	\$ -	\$ -	\$ -	\$ -	\$ -	\$ -	\$ -	\$ -
60	Non-Infrastructure Component	\$ -	\$ -	\$ -	\$ -	\$ -	\$ -	\$ -	\$ -	\$ -
<b>Annual Total</b>		<b>\$ 110,402</b>	<b>\$ -</b>	<b>\$ -</b>	<b>\$ -</b>	<b>\$ -</b>	<b>\$ -</b>	<b>\$ -</b>	<b>\$ -</b>	<b>\$ 110,402</b>

Project Development Funding										
Code	Project Funding	Prior Years	2018-19 Estimated		2019-20	2020-21	2021-22	Total Funding		
			Actual							
1010	Measure "C"	\$ 110,402	\$ -	\$ -	\$ -	\$ -	\$ -	\$ -	\$ -	\$ 110,402
2110	Local Transportation (Transit)	\$ -	\$ -	\$ -	\$ -	\$ -	\$ -	\$ -	\$ -	\$ -
2120	Gas Tax/Streets	\$ -	\$ -	\$ -	\$ -	\$ -	\$ -	\$ -	\$ -	\$ -
2132	Federal CMAQ	\$ -	\$ -	\$ -	\$ -	\$ -	\$ -	\$ -	\$ -	\$ -
2133	State ATP	\$ -	\$ -	\$ -	\$ -	\$ -	\$ -	\$ -	\$ -	\$ -
2299	Utility Reimbursements/Grants Misc.	\$ -	\$ -	\$ -	\$ -	\$ -	\$ -	\$ -	\$ -	\$ -
2520	DIF Signal	\$ -	\$ -	\$ -	\$ -	\$ -	\$ -	\$ -	\$ -	\$ -
2551	DIF Drainage	\$ -	\$ -	\$ -	\$ -	\$ -	\$ -	\$ -	\$ -	\$ -
<b>Annual Total</b>		<b>\$ 110,402</b>	<b>\$ -</b>	<b>\$ -</b>	<b>\$ -</b>	<b>\$ -</b>	<b>\$ -</b>	<b>\$ -</b>	<b>\$ -</b>	<b>\$ 110,402</b>

**TOWN OF PARADISE**  
**Fiscal Year 2019/20 Budget**  
**CAPITAL IMPROVEMENT PLAN**

**Project Name: Paradise Pavement Management Program**  
**Project Number: 9387**

**Start Date: 08/2017**  
**Est. Completion Date: 08/2018**

**Project Description:** Preparation of comprehensive Pavement Management Program

Project Development Costs										
Code	Project Costs	Prior Years	2018-19 Estimated				2019-20	2020-21	2021-22	Total Costs
			Actual							
10	Preliminary Engineering	\$ -	\$ -	\$ -	\$ -	\$ -	\$ -	\$ -	\$ -	\$ -
11	Project Approval & Environmental Document	\$ -	\$ -	\$ -	\$ -	\$ -	\$ -	\$ -	\$ -	\$ -
12	Plans, Specifications & Estimates	\$ -	\$ -	\$ -	\$ -	\$ -	\$ -	\$ -	\$ -	\$ -
20	Right of Way & Utility Relocation	\$ -	\$ -	\$ -	\$ -	\$ -	\$ -	\$ -	\$ -	\$ -
30	Construction Engineering	\$ -	\$ -	\$ -	\$ -	\$ -	\$ -	\$ -	\$ -	\$ -
40	Construction	\$ -	\$ -	\$ -	\$ -	\$ -	\$ -	\$ -	\$ -	\$ -
50	Construction Contingency	\$ -	\$ -	\$ -	\$ -	\$ -	\$ -	\$ -	\$ -	\$ -
70	Report Preparation	\$ 58,810	\$ -	\$ -	\$ -	\$ -	\$ -	\$ -	\$ -	\$ 58,810
<b>Annual Total</b>		<b>\$ 58,810</b>	<b>\$ -</b>	<b>\$ -</b>	<b>\$ -</b>	<b>\$ -</b>	<b>\$ -</b>	<b>\$ -</b>	<b>\$ -</b>	<b>\$ 58,810</b>

Project Development Funding										
Code	Project Funding	Prior Years	2018-19 Estimated				2019-20	2020-21	2021-22	Total Funding
			Actual							
1010	Measure "C" (Potential)	\$ -	\$ -	\$ -	\$ -	\$ -	\$ -	\$ -	\$ -	\$ -
2110	Local Transportation (Transit)	\$ 58,810	\$ -	\$ -	\$ -	\$ -	\$ -	\$ -	\$ -	\$ 58,810
2120	Gas Tax/Streets	\$ -	\$ -	\$ -	\$ -	\$ -	\$ -	\$ -	\$ -	\$ -
2132	Federal HSIP	\$ -	\$ -	\$ -	\$ -	\$ -	\$ -	\$ -	\$ -	\$ -
2133	State ATP	\$ -	\$ -	\$ -	\$ -	\$ -	\$ -	\$ -	\$ -	\$ -
2299	Utility Reimbursements/Grants Misc.	\$ -	\$ -	\$ -	\$ -	\$ -	\$ -	\$ -	\$ -	\$ -
2520	DIF Signal	\$ -	\$ -	\$ -	\$ -	\$ -	\$ -	\$ -	\$ -	\$ -
2551	DIF Drainage	\$ -	\$ -	\$ -	\$ -	\$ -	\$ -	\$ -	\$ -	\$ -
<b>Annual Total</b>		<b>\$ 58,810</b>	<b>\$ -</b>	<b>\$ -</b>	<b>\$ -</b>	<b>\$ -</b>	<b>\$ -</b>	<b>\$ -</b>	<b>\$ -</b>	<b>\$ 58,810</b>

**TOWN OF PARADISE**  
**Fiscal Year 2019/20 Budget**  
**CAPITAL IMPROVEMENT PLAN**

**Project Name: Greenwood Drive FEMA 2017 Storm Repair**  
**Project Number: 9388**

**Start Date: 06/2017**  
**Completion Date: 08/2017**

**Project Description:** Repair Greenwood Drive February 2017 Storm Damage through FEMA reimbursements

Project Development Costs										
Code	Project Costs	Prior Years	2018-19 Estimated		2019-20	2020-21	2021-22	Total Costs		
			Actual							
10	Preliminary Engineering	\$ -	\$ -	\$ -	\$ -	\$ -	\$ -	\$ -	\$ -	\$ -
11	Project Approval & Environmental Document	\$ -	\$ -	\$ -	\$ -	\$ -	\$ -	\$ -	\$ -	\$ -
12	Plans, Specifications & Estimates	\$ -	\$ -	\$ -	\$ -	\$ -	\$ -	\$ -	\$ -	\$ -
20	Right of Way & Utility Relocation	\$ -	\$ -	\$ -	\$ -	\$ -	\$ -	\$ -	\$ -	\$ -
30	Construction Engineering	\$ -	\$ -	\$ -	\$ -	\$ -	\$ -	\$ -	\$ -	\$ -
40	Construction	\$ 103,961	\$ -	\$ -	\$ -	\$ -	\$ -	\$ -	\$ -	\$ 103,961
50	Construction Contingency	\$ -	\$ -	\$ -	\$ -	\$ -	\$ -	\$ -	\$ -	\$ -
70	Report Preparation	\$ -	\$ -	\$ -	\$ -	\$ -	\$ -	\$ -	\$ -	\$ -
<b>Annual Total</b>		<b>\$ 103,961</b>	<b>\$ -</b>	<b>\$ -</b>	<b>\$ -</b>	<b>\$ -</b>	<b>\$ -</b>	<b>\$ -</b>	<b>\$ -</b>	<b>\$ 103,961</b>

Project Development Funding										
Code	Project Funding	Prior Years	2018-19 Estimated		2019-20	2020-21	2021-22	Total Funding		
			Actual							
1010	Measure "C" (Potential)	\$ -	\$ -	\$ -	\$ -	\$ -	\$ -	\$ -	\$ -	\$ -
2110	Local Transportation (Transit)	\$ -	\$ -	\$ -	\$ -	\$ -	\$ -	\$ -	\$ -	\$ -
2120	Gas Tax/Streets	\$ 3,544	\$ -	\$ -	\$ -	\$ -	\$ -	\$ -	\$ -	\$ 3,544
2132	Federal HSIP	\$ -	\$ -	\$ -	\$ -	\$ -	\$ -	\$ -	\$ -	\$ -
2133	State ATP	\$ -	\$ -	\$ -	\$ -	\$ -	\$ -	\$ -	\$ -	\$ -
2135	FEMA Reimbursement	\$ 100,417	\$ -	\$ -	\$ -	\$ -	\$ -	\$ -	\$ -	\$ 100,417
2520	DIF Signal	\$ -	\$ -	\$ -	\$ -	\$ -	\$ -	\$ -	\$ -	\$ -
2551	DIF Drainage	\$ -	\$ -	\$ -	\$ -	\$ -	\$ -	\$ -	\$ -	\$ -
<b>Annual Total</b>		<b>\$ 103,961</b>	<b>\$ -</b>	<b>\$ -</b>	<b>\$ -</b>	<b>\$ -</b>	<b>\$ -</b>	<b>\$ -</b>	<b>\$ -</b>	<b>\$ 103,961</b>

**TOWN OF PARADISE**  
**Fiscal Year 2019/20 Budget**  
**CAPITAL IMPROVEMENT PLAN**

**Project Name: Pentz Pathway Project**  
**Project Number: 9389**

**Est. Start Date: 07/2020**  
**Est. Completion Date: 10/2024**

**Project Description:** Construct a grade separated, Class I, bike-ped facility along the west side of Pentz Road within the project limits. This project will tie into funded improvements between Bille Road and Wagstaff Road.

**Project Development Costs**

Code	Project Costs	Prior Years	2018-19 Estimated				Total Costs
			Actual	2019-20	2020-21	2021-22	
10	Preliminary Engineering	\$ -	\$ -	\$ -	\$ 375,000	\$ 375,000	\$ 750,000
11	Project Approval & Environmental Document	\$ -	\$ -	\$ -	\$ -	\$ -	\$ -
12	Plans, Specifications & Estimates	\$ -	\$ -	\$ -	\$ -	\$ -	\$ -
20	Right of Way & Utility Relocation	\$ -	\$ -	\$ -	\$ -	\$ -	\$ -
30	Construction Engineering	\$ -	\$ -	\$ -	\$ -	\$ -	\$ -
40	Construction	\$ -	\$ -	\$ -	\$ -	\$ -	\$ -
50	Construction Contingency	\$ -	\$ -	\$ -	\$ -	\$ -	\$ -
60	Non-Infrastructure Component	\$ -	\$ -	\$ -	\$ -	\$ -	\$ -
<b>Annual Total</b>		<b>\$ -</b>	<b>\$ -</b>	<b>\$ -</b>	<b>\$ 375,000</b>	<b>\$ 375,000</b>	<b>\$ 750,000</b>

**Project Development Funding**

Code	Project Funding	Prior Years	2018-19 Estimated				Total Funding
			Actual	2019-20	2020-21	2021-22	
1010	Measure "C"	\$ -	\$ -	\$ -	\$ -	\$ -	\$ -
2110	Local Transportation (Transit)	\$ -	\$ -	\$ -	\$ -	\$ -	\$ -
2112	Federal CMAQ	\$ -	\$ -	\$ -	\$ 375,000	\$ 375,000	\$ 750,000
2120	Gas Tax/Streets	\$ -	\$ -	\$ -	\$ -	\$ -	\$ -
2133	State ATP	\$ -	\$ -	\$ -	\$ -	\$ -	\$ -
2520	DIF Signal	\$ -	\$ -	\$ -	\$ -	\$ -	\$ -
2551	DIF Drainage	\$ -	\$ -	\$ -	\$ -	\$ -	\$ -
<b>Annual Total</b>		<b>\$ -</b>	<b>\$ -</b>	<b>\$ -</b>	<b>\$ 375,000</b>	<b>\$ 375,000</b>	<b>\$ 750,000</b>



**TOWN OF PARADISE  
Fiscal Year 2019/20 Budget  
CAPITAL IMPROVEMENT PLAN**

**Project Name: Skyway-Neal Bike-Ped Project**  
**Project Number: 9390**

**Est. Start Date: 07/2020**  
**Est. Completion Date: 10/2024**

**Project Description:** Along Neal Road, construct a grade separated, Class I, bike-ped facility along the west side of Neal Road within the project limits. This component will tie into project will tie into Butte County Class II Bike Lanes which terminate at Town Limits, bringing both novice and experienced bicyclists and pedestrians to existing the 5-mile Class I facility at the Neal/Skyway intersection. Along Skyway, infill all missing sidewalks to connect to area resources and government

**Project Development Costs**

Code	Project Costs	Prior Years	2018-19 Estimated				Total Costs
			Actual	2019-20	2020-21	2021-22	
10	Preliminary Engineering	\$ -	\$ -	\$ -	\$ 300,000	\$ 300,000	\$ 600,000
11	Project Approval & Environmental Document	\$ -	\$ -	\$ -	\$ -	\$ -	\$ -
12	Plans, Specifications & Estimates	\$ -	\$ -	\$ -	\$ -	\$ -	\$ -
20	Right of Way & Utility Relocation	\$ -	\$ -	\$ -	\$ -	\$ -	\$ -
30	Construction Engineering	\$ -	\$ -	\$ -	\$ -	\$ -	\$ -
40	Construction	\$ -	\$ -	\$ -	\$ -	\$ -	\$ -
50	Construction Contingency	\$ -	\$ -	\$ -	\$ -	\$ -	\$ -
60	Non-Infrastructure Component	\$ -	\$ -	\$ -	\$ -	\$ -	\$ -
<b>Annual Total</b>		<b>\$ -</b>	<b>\$ -</b>	<b>\$ -</b>	<b>\$ 300,000</b>	<b>\$ 300,000</b>	<b>\$ 600,000</b>

**Project Development Funding**

Code	Project Funding	Prior Years	2018-19 Estimated				Total Funding
			Actual	2019-20	2020-21	2021-22	
1010	Measure "C"	\$ -	\$ -	\$ -	\$ -	\$ -	\$ -
2110	Local Transportation (Transit)	\$ -	\$ -	\$ -	\$ -	\$ -	\$ -
2112	Federal CMAQ	\$ -	\$ -	\$ -	\$ 300,000	\$ 300,000	\$ 600,000
2120	Gas Tax/Streets	\$ -	\$ -	\$ -	\$ -	\$ -	\$ -
2133	State ATP	\$ -	\$ -	\$ -	\$ -	\$ -	\$ -
2520	DIF Signal	\$ -	\$ -	\$ -	\$ -	\$ -	\$ -
2551	DIF Drainage	\$ -	\$ -	\$ -	\$ -	\$ -	\$ -
<b>Annual Total</b>		<b>\$ -</b>	<b>\$ -</b>	<b>\$ -</b>	<b>\$ 300,000</b>	<b>\$ 300,000</b>	<b>\$ 600,000</b>

**TOWN OF PARADISE**  
**Fiscal Year 2019/20 Budget**  
**CAPITAL IMPROVEMENT PLAN**

**Project Name: Oliver Curve Pathway Project**  
**Project Number: 9391**

**Est. Start Date: 07/2020**  
**Est. Completion Date: 10/2024**

**Project Description:** Along Oliver Road, construct a grade separated, Class I, bike-ped facility along the west side of Oliver Road within the project limits. This project is a proactive safety effort to protect bicyclists and pedestrians along a heavily traveled corridor around a horizontal curve. In this location, the many daily bicyclists and pedestrians are forced to walk the edge line, causing vehicles to swerve into oncoming traffic.

**Project Development Costs**

Code	Project Costs	Prior Years	2018-19 Estimated				Total Costs
			Actual	2019-20	2020-21	2021-22	
10	Preliminary Engineering	\$ -	\$ -	\$ -	\$ 125,000	\$ 125,000	\$ 250,000
11	Project Approval & Environmental Document	\$ -	\$ -	\$ -	\$ -	\$ -	\$ -
12	Plans, Specifications & Estimates	\$ -	\$ -	\$ -	\$ -	\$ -	\$ -
20	Right of Way & Utility Relocation	\$ -	\$ -	\$ -	\$ -	\$ -	\$ -
30	Construction Engineering	\$ -	\$ -	\$ -	\$ -	\$ -	\$ -
40	Construction	\$ -	\$ -	\$ -	\$ -	\$ -	\$ -
50	Construction Contingency	\$ -	\$ -	\$ -	\$ -	\$ -	\$ -
60	Non-Infrastructure Component	\$ -	\$ -	\$ -	\$ -	\$ -	\$ -
<b>Annual Total</b>		<b>\$ -</b>	<b>\$ -</b>	<b>\$ -</b>	<b>\$ 125,000</b>	<b>\$ 125,000</b>	<b>\$ 250,000</b>

**Project Development Funding**

Code	Project Funding	Prior Years	2018-19 Estimated				Total Funding
			Actual	2019-20	2020-21	2021-22	
1010	Measure "C"	\$ -	\$ -	\$ -	\$ -	\$ -	\$ -
2110	Local Transportation (Transit)	\$ -	\$ -	\$ -	\$ -	\$ -	\$ -
2112	Federal CMAQ	\$ -	\$ -	\$ -	\$ 125,000	\$ 125,000	\$ 250,000
2120	Gas Tax/Streets	\$ -	\$ -	\$ -	\$ -	\$ -	\$ -
2133	State ATP	\$ -	\$ -	\$ -	\$ -	\$ -	\$ -
2520	DIF Signal	\$ -	\$ -	\$ -	\$ -	\$ -	\$ -
2551	DIF Drainage	\$ -	\$ -	\$ -	\$ -	\$ -	\$ -
<b>Annual Total</b>		<b>\$ -</b>	<b>\$ -</b>	<b>\$ -</b>	<b>\$ 125,000</b>	<b>\$ 125,000</b>	<b>\$ 250,000</b>

**TOWN OF PARADISE**  
**Fiscal Year 2019/20 Budget**  
**CAPITAL IMPROVEMENT PLAN**

**Project Name: Almond Underground Utility District 16-2**  
**Project Number: 9392**

**Est. Start Date: 12/1/2016**  
**Est. Completion Date: 12/1/2020**

**Project Description:** By resolution of the Town Council of the Town of Paradise, Underground Utility District 16-2 has been established. This project requires all overhead utility poles and utility lines to be installed in an underground joint utility trench. Poles are required to be removed prior to July 31, 2019. Funding for this effort (excepting easement acquisitions) are provided through PG&E Rule 20A Credits.

**Project Development Costs**

Code	Project Costs	Prior Years	2018-19 Estimated				Total Costs
			Actual	2019-20	2020-21	2021-22	
10	Preliminary Engineering	\$ -	\$ -	\$ -	\$ -	\$ -	\$ -
11	Project Approval & Environmental Document	\$ -	\$ -	\$ -	\$ -	\$ -	\$ -
12	Plans, Specifications & Estimates	\$ -	\$ -	\$ -	\$ -	\$ -	\$ -
20	Right of Way & Utility Relocation	\$ -	\$ 25,100	\$ 20,700	\$ -	\$ -	\$ 45,800
30	Construction Engineering	\$ -	\$ -	\$ -	\$ -	\$ -	\$ -
40	Construction	\$ -	\$ -	\$ -	\$ -	\$ -	\$ -
50	Construction Contingency	\$ -	\$ -	\$ -	\$ -	\$ -	\$ -
60	Non-Infrastructure Component	\$ -	\$ -	\$ -	\$ -	\$ -	\$ -
<b>Annual Total</b>		<b>\$ -</b>	<b>\$ 25,100</b>	<b>\$ 20,700</b>	<b>\$ -</b>	<b>\$ -</b>	<b>\$ 45,800</b>

**Project Development Funding**

Code	Project Funding	Prior Years	2018-19 Estimated				Total Funding
			Actual	2019-20	2020-21	2021-22	
1010	Measure "C"	\$ -	\$ -	\$ -	\$ -	\$ -	\$ -
2110	Local Transportation (Transit)	\$ -	\$ 25,100	\$ 20,700	\$ -	\$ -	\$ 45,800
2112	Federal CMAQ	\$ -	\$ -	\$ -	\$ -	\$ -	\$ -
2120	Gas Tax/Streets/SB-1	\$ -	\$ -	\$ -	\$ -	\$ -	\$ -
2133	State ATP	\$ -	\$ -	\$ -	\$ -	\$ -	\$ -
2520	DIF Signal	\$ -	\$ -	\$ -	\$ -	\$ -	\$ -
2551	DIF Drainage	\$ -	\$ -	\$ -	\$ -	\$ -	\$ -
<b>Annual Total</b>		<b>\$ -</b>	<b>\$ 25,100</b>	<b>\$ 20,700</b>	<b>\$ -</b>	<b>\$ -</b>	<b>\$ 45,800</b>

**TOWN OF PARADISE**  
**Fiscal Year 2019/20 Budget**  
**CAPITAL IMPROVEMENT PLAN**

**Project Name: Resiliency Permit & Housing Resource Center**  
**Project Number: 9393**

**Est. Start Date: 8/1/2019**  
**Est. Completion Date: 1/2020**

**Project Description:** Retrofit the former Bank of America building to accommodate the Resiliency Housing and Permit Resource Center.

**Project Development Costs**

Code	Project Costs	Prior Years	2018-19 Estimated				Total Costs
			Actual	2019-20	2020-21	2021-22	
10	Preliminary Engineering	\$ -	\$ -	\$ -	\$ -	\$ -	\$ -
11	Project Approval & Environmental Document	\$ -	\$ -	\$ -	\$ -	\$ -	\$ -
12	Plans, Specifications & Estimates	\$ -	\$ -	\$ -	\$ -	\$ -	\$ -
20	Right of Way & Utility Relocation	\$ -	\$ -	\$ -	\$ -	\$ -	\$ -
30	Construction Engineering	\$ -	\$ -	\$ -	\$ -	\$ -	\$ -
40	Construction	\$ -	\$ -	\$ 75,000	\$ -	\$ -	\$ 75,000
50	Construction Contingency	\$ -	\$ -	\$ -	\$ -	\$ -	\$ -
60	Non-Infrastructure Component	\$ -	\$ -	\$ 35,000	\$ -	\$ -	\$ 35,000
<b>Annual Total</b>		<b>\$ -</b>	<b>\$ -</b>	<b>\$ 110,000</b>	<b>\$ -</b>	<b>\$ -</b>	<b>\$ 110,000</b>

**Project Development Funding**

Code	Project Funding	Prior Years	2018-19 Estimated				Total Funding
			Actual	2019-20	2020-21	2021-22	
1010	General Fund	\$ -	\$ -	\$ -	\$ -	\$ -	\$ -
2110	Local Transportation (Transit)	\$ -	\$ -	\$ -	\$ -	\$ -	\$ -
2112	Federal CMAQ	\$ -	\$ -	\$ -	\$ -	\$ -	\$ -
2120	Gas Tax/Streets/SB-1	\$ -	\$ -	\$ -	\$ -	\$ -	\$ -
2133	State ATP	\$ -	\$ -	\$ -	\$ -	\$ -	\$ -
2520	DIF Signal	\$ -	\$ -	\$ -	\$ -	\$ -	\$ -
7815	Camp Fire Donations	\$ -	\$ -	\$ 110,000	\$ -	\$ -	\$ 110,000
<b>Annual Total</b>		<b>\$ -</b>	<b>\$ -</b>	<b>\$ 110,000</b>	<b>\$ -</b>	<b>\$ -</b>	<b>\$ 110,000</b>

**TOWN OF PARADISE**  
**Fiscal Year 2019/20 Budget**  
**CAPITAL IMPROVEMENT PLAN**

**Project Name: Downtown Sewer Environmental Study**  
**Project Number: 9394**

**Est. Start Date: 1/1/2020**  
**Est. Completion Date: 1/2022**

**Project Description:** The proposed project will study the environmental impacts of constructing a Sewer for the Paradise Downtown. It includes extensive public outreach and transition efforts to the preliminary engineering project phase.

<b>Project Development Costs</b>											
<b>Code</b>	<b>Project Costs</b>	<b>Prior Years</b>	<b>2018-19 Estimated</b>					<b>Total Costs</b>			
			<b>Actual</b>	<b>2019-20</b>	<b>2020-21</b>	<b>2021-22</b>					
10	Preliminary Engineering	\$ -	\$ -	\$ -	\$ -	\$ -	\$ -	\$ -	\$ -	\$ -	\$ -
11	Project Approval & Environmental Document	\$ -	\$ -	\$ -	\$ -	\$ -	\$ -	\$ -	\$ -	\$ -	\$ -
12	Plans, Specifications & Estimates	\$ -	\$ -	\$ -	\$ -	\$ -	\$ -	\$ -	\$ -	\$ -	\$ -
20	Right of Way & Utility Relocation	\$ -	\$ -	\$ -	\$ -	\$ -	\$ -	\$ -	\$ -	\$ -	\$ -
30	Construction Engineering	\$ -	\$ -	\$ -	\$ -	\$ -	\$ -	\$ -	\$ -	\$ -	\$ -
40	Construction	\$ -	\$ -	\$ -	\$ -	\$ -	\$ -	\$ -	\$ -	\$ -	\$ -
50	Construction Contingency	\$ -	\$ -	\$ -	\$ -	\$ -	\$ -	\$ -	\$ -	\$ -	\$ -
60	Non-Infrastructure Component	\$ -	\$ -	\$ -	\$ 860,000	\$ -	\$ -	\$ -	\$ -	\$ -	\$ 860,000
<b>Annual Total</b>		<b>\$ -</b>	<b>\$ -</b>	<b>\$ -</b>	<b>\$ 860,000</b>	<b>\$ -</b>	<b>\$ -</b>	<b>\$ -</b>	<b>\$ -</b>	<b>\$ -</b>	<b>\$ 860,000</b>

<b>Project Development Funding</b>											
<b>Code</b>	<b>Project Funding</b>	<b>Prior Years</b>	<b>2018-19 Estimated</b>					<b>Total Funding</b>			
			<b>Actual</b>	<b>2019-20</b>	<b>2020-21</b>	<b>2021-22</b>					
2090	Camp Fire Recovery	\$ -	\$ -	\$ -	\$ -	\$ -	\$ -	\$ -	\$ -	\$ -	\$ -
2110	Local Transportation (Transit)	\$ -	\$ -	\$ -	\$ -	\$ -	\$ -	\$ -	\$ -	\$ -	\$ -
2112	Federal CMAQ	\$ -	\$ -	\$ -	\$ -	\$ -	\$ -	\$ -	\$ -	\$ -	\$ -
2120	Gas Tax/Streets/SB-1	\$ -	\$ -	\$ -	\$ -	\$ -	\$ -	\$ -	\$ -	\$ -	\$ -
2133	State ATP	\$ -	\$ -	\$ -	\$ -	\$ -	\$ -	\$ -	\$ -	\$ -	\$ -
2299	Grants Misc One Time	\$ -	\$ -	\$ -	\$ 860,000	\$ -	\$ -	\$ -	\$ -	\$ -	\$ 860,000
2551	DIF Drainage	\$ -	\$ -	\$ -	\$ -	\$ -	\$ -	\$ -	\$ -	\$ -	\$ -
<b>Annual Total</b>		<b>\$ -</b>	<b>\$ -</b>	<b>\$ -</b>	<b>\$ 860,000</b>	<b>\$ -</b>	<b>\$ -</b>	<b>\$ -</b>	<b>\$ -</b>	<b>\$ -</b>	<b>\$ 860,000</b>

**TOWN OF PARADISE**  
**Fiscal Year 2019/20 Budget**  
**CAPITAL IMPROVEMENT PLAN**

**Project Name: Public Safety Radio System**  
**Project Number: 9395**

**Est. Start Date: 9/1/2019**  
**Est. Completion Date: 6/2020**

**Project Description:** The proposed project will replace the Public Safety Radio System made obsolete by the Camp Fire of November 2018. It will ensure that communication is possible between Town Departments and between mutual aid partners.

<b>Project Development Costs</b>										
Code	Project Costs	Prior Years	2018-19 Estimated				Total Costs			
			Actual	2019-20	2020-21	2021-22				
10	Preliminary Engineering	\$ -	\$ -	\$ -	\$ -	\$ -	\$ -	\$ -	\$ -	\$ -
11	Project Approval & Environmental Document	\$ -	\$ -	\$ -	\$ -	\$ -	\$ -	\$ -	\$ -	\$ -
12	Plans, Specifications & Estimates	\$ -	\$ -	\$ -	\$ -	\$ -	\$ -	\$ -	\$ -	\$ -
20	Right of Way & Utility Relocation	\$ -	\$ -	\$ -	\$ -	\$ -	\$ -	\$ -	\$ -	\$ -
30	Construction Engineering	\$ -	\$ -	\$ -	\$ -	\$ -	\$ -	\$ -	\$ -	\$ -
40	Construction	\$ -	\$ -	\$ -	\$ -	\$ -	\$ -	\$ -	\$ -	\$ -
50	Construction Contingency	\$ -	\$ -	\$ -	\$ -	\$ -	\$ -	\$ -	\$ -	\$ -
60	Non-Infrastructure Component	\$ -	\$ -	\$ -	1,439,200	\$ -	\$ -	\$ -	\$ -	1,439,200
<b>Annual Total</b>		<b>\$ -</b>	<b>\$ -</b>	<b>\$ -</b>	<b>\$ 1,439,200</b>	<b>\$ -</b>	<b>\$ -</b>	<b>\$ -</b>	<b>\$ -</b>	<b>\$ 1,439,200</b>

<b>Project Development Funding</b>										
Code	Project Funding	Prior Years	2018-19 Estimated				Total Funding			
			Actual	2019-20	2020-21	2021-22				
2090	Camp Fire Recovery	\$ -	\$ -	\$ 1,439,200	\$ -	\$ -	\$ -	\$ -	\$ -	1,439,200
2110	Local Transportation (Transit)	\$ -	\$ -	\$ -	\$ -	\$ -	\$ -	\$ -	\$ -	\$ -
2112	Federal CMAQ	\$ -	\$ -	\$ -	\$ -	\$ -	\$ -	\$ -	\$ -	\$ -
2120	Gas Tax/Streets/SB-1	\$ -	\$ -	\$ -	\$ -	\$ -	\$ -	\$ -	\$ -	\$ -
2133	State ATP	\$ -	\$ -	\$ -	\$ -	\$ -	\$ -	\$ -	\$ -	\$ -
2520	DIF Signal	\$ -	\$ -	\$ -	\$ -	\$ -	\$ -	\$ -	\$ -	\$ -
9999	Unknown	\$ -	\$ -	\$ -	\$ -	\$ -	\$ -	\$ -	\$ -	\$ -
<b>Annual Total</b>		<b>\$ -</b>	<b>\$ -</b>	<b>\$ 1,439,200</b>	<b>\$ -</b>	<b>\$ -</b>	<b>\$ -</b>	<b>\$ -</b>	<b>\$ -</b>	<b>\$ 1,439,200</b>

**TOWN OF PARADISE**  
**Fiscal Year 2019/20 Budget**

Account Number	Description	2018 Actual Amount	2019 Amended Budget	2019 Estimated Amount	2020		
					Department Requested	2020 Manager Recommend	2020 Town Council Adopted
<b>Fund: 2100 - CIP Fund</b>							
REVENUES							
<b>Department: 50 - CIP Programs</b>							
<b>Program: 8901 - CIP Programs</b>							
3910.010	Transfers In From General Fund	210,416	-	-	-	-	-
3910.090	Transfers In From Camp Fire Recovery	-	-	-	1,439,200	1,439,200	1,439,200
3910.110	Transfers In From Local Transportation Fund	145,310	157,700	100,274	29,875	29,875	29,875
3910.112	Transfers In From Federal CMAQ Fund	893,584	234,674	19,697	-	-	-
3910.120	Transfers In From State Gas Tax Fund	3,544	-	-	-	-	-
3910.130	Transfers In From State Water Board Prop 1	13,202	-	-	-	-	-
3910.132	Transfers In From HSIP Grant	1,031,368	573,815	55,538	529,000	529,000	529,000
3910.133	Transfers In From ATP Grant	2,465,332	2,963,466	584,237	22,725	22,725	22,725
3910.135	Transfers In From FEMA Fund	100,417	-	-	-	-	-
3910.299	Transfers In From Grants Misc One Time Fund	21,000	-	-	860,000	860,000	860,000
3910.551	Transfers In From Impact Fees Drainage Fund	11,058	-	-	-	-	-
3910.815	Transfers In From General Misc Donations	-	-	-	110,000	110,000	110,000
<b>REVENUES Total</b>		<b>4,895,230</b>	<b>3,929,655</b>	<b>759,746</b>	<b>2,990,800</b>	<b>2,990,800</b>	<b>2,990,800</b>

EXPENSES

**Department: 50 - CIP Programs**

**Program: 8901 - CIP Programs**

9368	Cypress Curve Realignment Project	924,142	-	-	-	-	-
9371	Pearson Rd SR2S Connectivity Project	503,858	-	-	-	-	-
9372	Maxwell Dr SR2S Project	770,630	-	-	-	-	-
9376	Paradise Sewer Project	13,202	-	-	-	-	-
9377	Almond Multi-Modal Improvements	59,797	945,000	11,334	5,250	5,250	5,250
9378	Memorial Trailway Class I Enhancements	1,172,528	318,739	161,545	-	-	-
9379	Downtown Paradise Equal Mobility Project	807	545,926	457,499	-	-	-
9380	Ponderosa Safe Routes to School	122,097	404,000	15,967	20,000	20,000	20,000
9382	Skyway at Black Olive Signal	8,564	500,000	2,459	535,650	535,650	535,650
9383	Pearson Rd Bike-Ped Improvements	640,345	-	-	-	-	-
9384	Paradise Systemic Safety Analysis Report	138,495	82,016	61,709	-	-	-
9385	Paradise Gap Closure Complex	253,304	1,122,674	24,133	-	-	-
9386	Measure C Bille Road Overlay	110,402	-	-	-	-	-
9387	Paradise Pavement Management Program	58,810	1,500	-	-	-	-

**TOWN OF PARADISE**  
**Fiscal Year 2019/20 Budget**

Account Number	Description	2018 Actual Amount	2019 Amended Budget	2019 Estimated Amount	2020		
					Department Requested	2020 Manager Recommend	2020 Town Council Adopted
9388	Greenwood Drive FEMA CIP	103,288	-	-	-	-	-
9392	Almond Underground Utility District	-	45,800	25,100	20,700	20,700	20,700
9393	Resiliency Permit & Housing Resource Center	-	-	-	110,000	110,000	110,000
9394	Downtown Sewer Environmental Study	-	-	-	860,000	860,000	860,000
9395	Public Safety Radio Replacement	-	-	-	1,439,200	1,439,200	1,439,200
<b>EXPENSES Total</b>		<b>4,880,269</b>	<b>3,965,655</b>	<b>759,746</b>	<b>2,990,800</b>	<b>2,990,800</b>	<b>2,990,800</b>
<b>Fund Total: 2100 - CIP Fund</b>		<b>14,961</b>	<b>(36,000)</b>	<b>-</b>	<b>-</b>	<b>-</b>	<b>-</b>
<b>ENDING FUND BALANCE</b>		<b>-</b>	<b>(36,000)</b>	<b>-</b>	<b>-</b>	<b>-</b>	<b>-</b>



FY 2019/20

Successor Agency to the  
Paradise Redevelopment Agency

**TOWN OF PARADISE**  
**Fiscal Year 2019/20 Budget**

Account Number	Description	2018 Actual Amount	2019 Amended Budget	2019 Estimated Amount	2020 Department Requested	2020 Manager Recommend	2020 Town Council Adopted
<b>Fund:</b> 7650 - TOP as Successor RDA							
<b>Department:</b> 60 - RDA							
<b>Program:</b> 4975 - Successor RDANH Operations							
<b>Expenditures</b>							
	5100 Personnel Services	8,312	6,151	1,800	-	-	-
	5200 Supplies and Services	3,310	3,320	3,300	3,300	3,300	3,300
	5300 Capital Outlay	-	-	-	-	-	-
	5500 Debt Service	414,014	422,694	319,694	314,557	314,557	314,557
Total Expenditures		425,636	432,165	324,794	317,857	317,857	317,857
<b>Revenues</b>							
	Service Fees	-	-	-	-	-	-
	Fines and Forfeitures	-	-	-	-	-	-
	Other	4,381	4,000	10,312	8,000	8,000	8,000
Total Revenues		4,381	4,000	10,312	8,000	8,000	8,000
Net Income		(421,255)	(428,165)	(314,482)	(309,857)	(309,857)	(309,857)
Transfers In		448,087	484,827	473,142	474,926	474,926	474,926
Transfers (Out)		(10,194)	(8,765)	-	(16,200)	(16,200)	(16,200)
Ending Fund Balance		(6,617,378)	(6,569,481)	(6,458,718)	(6,309,849)	(6,309,849)	(6,309,849)

**TOWN OF PARADISE**  
**Fiscal Year 2019/20 Budget**

Account Number	Description	2018 Actual Amount	2019 Amended Budget	2019 Estimated Amount	2020		
					Department Requested	2020 Manager Recommend	2020 Town Council Adopted
<b>Fund: 7650 - TOP as Successor RDA</b>							
REVENUES							
<b>Department: 60 - RDA</b>							
<b>Program: 4975 - Successor RDANH Operations</b>							
3610.100	Interest Revenue Investments	4,381	4,000	10,312	8,000	8,000	8,000
3910.924	Transfers In From RDA Obligation Retirement	448,087	484,827	473,142	474,926	474,926	474,926
REVENUES Total		452,468	488,827	483,454	482,926	482,926	482,926
EXPENSES							
<b>Department: 60 - RDA</b>							
<b>Program: 4975 - Successor RDANH Operations</b>							
5101	Salaries - Permanent	5,754	4,169	(795)	-	-	-
5105	Salaries - Overtime/FLSA	-	-	244	-	-	-
5106.100	Incentives & Admin Leave Administrative Leave	319	240	247	-	-	-
5107	Car Allowance/Mileage	121	94	97	-	-	-
5111	Medicare	91	65	70	-	-	-
5112.101	Retirement Contribution PERS	1,382	1,196	1,935	-	-	-
5113	Worker's Compensation	78	53	54	-	-	-
5114.101	Health Insurance Medical	366	291	498	-	-	-
5114.102	Health Insurance Dental	113	-	-	-	-	-
5114.103	Health Insurance Vision	10	-	-	-	-	-
5116.101	Life and Disability Insurance Life & Disab.	21	43	59	-	-	-
5116.102	Life and Disability Insurance Long Term/Short Term Disability	56	-	-	-	-	-
5199.130	Other Payroll Expenses Interfund Payroll Transfers	-	-	(609)	-	-	-
5213.100	Professional/Contract Services General	3,300	3,300	3,300	3,300	3,300	3,300
5225	Bank Fees and Charges	10	20	-	-	-	-
5500	Bond Payments - Fiscal Agent	6,000	4,000	6,000	6,000	6,000	6,000
5501	Debt Service Payment - Principal	90,000	105,000	-	-	-	-
5502	Debt Service Payment - Interest	318,014	313,694	313,694	308,557	308,557	308,557
5910.010	Transfers Out To General Fund	10,194	8,765	-	16,200	16,200	16,200
EXPENSES Total		435,830	440,930	324,794	334,057	334,057	334,057
<b>Fund Total: 7650 - TOP as Successor RDA</b>		16,638	47,897	158,660	148,869	148,869	148,869
ENDING FUND BALANCE		(6,617,378)	(6,569,481)	(6,458,718)	(6,309,849)	(6,309,849)	(6,309,849)



# Town of Paradise

Budget Transactions Report  
Budget Year of 2019/20

G/L Account	Transaction	Number of Units	Cost per Unit	Total Amount
<b>EXPENSES</b>				
Fund	<b>7650 - TOP as Successor RDA</b>			
Department	<b>60 - RDA</b>			
Program	<b>4975 - Successor RDANH Operations</b>			
Account	<b>5213.100 - Professional/Contract Services General</b>			
7650.60.4975.5213.100	Willdan Continuing Disclosure Fees	1.0000	3,300.00	3,300.00
		Transactions	1	<u>\$3,300.00</u>
		Account <b>5213.100 - Professional/Contract Services General</b> Totals		
Account	<b>5225 - Bank Fees and Charges</b>			
7650.60.4975.5225	Bank Fees	1.0000	20.00	20.00
		Transactions	1	<u>\$20.00</u>
		Account <b>5225 - Bank Fees and Charges</b> Totals		
Account	<b>5500 - Bond Payments - Fiscal Agent</b>			
7650.60.4975.5500	Wells Fargo 2009 Trustee Fees	1.0000	2,000.00	2,000.00
7650.60.4975.5500	Wells Fargo 2016 Trustee Fees	1.0000	4,000.00	4,000.00
		Transactions	2	<u>\$6,000.00</u>
		Account <b>5500 - Bond Payments - Fiscal Agent</b> Totals		
Account	<b>5502 - Debt Service Payment - Interest</b>			
7650.60.4975.5502	2009 Tax Allocation Bond	1.0000	251,127.50	251,127.50
7650.60.4975.5502	2016 Tax Allocation Bond	1.0000	57,428.76	57,428.76
		Transactions	2	<u>\$308,556.26</u>
		Account <b>5502 - Debt Service Payment - Interest</b> Totals		
Account	<b>5910.010 - Transfers Out To General Fund</b>			
7650.60.4975.5910.010	Legal Services & Central Service Costs	1.0000	16,200.00	16,200.00
		Transactions	1	<u>\$16,200.00</u>
		Account <b>5910.010 - Transfers Out To General Fund</b> Totals		

FY 2019/20

Resolutions

**TOWN OF PARADISE  
FISCAL YEAR 2019-2020 APPROPRIATIONS  
RESOLUTION NO. \_\_\_\_\_**

**A RESOLUTION OF THE TOWN COUNCIL OF THE TOWN OF PARADISE ADOPTING THE FINAL BUDGET FOR THE TOWN OF PARADISE INCLUDING ALL ATTACHMENTS, APPENDICIES AND OTHER RELATED DOCUMENTS FOR THE 2019-2020 FISCAL YEAR ENDING JUNE 30, 2020**

**WHEREAS**, the Town council has reviewed the proposed preliminary 2019-2020 budget that was presented during a budget meeting on July 23, 2019.

**NOW, THEREFORE, BE IT RESOLVED**, that the Town Council after this review has determined the following budget appropriations and operating transfers for the fiscal Year 2019-2020.

**PROPOSED FISCAL YEAR ANNUAL APPROPRIATIONS AND TRANSFERS  
BY FUNDING SOURCES FOR FISCAL YEAR ENDING JUNE 30, 2020.**

Fund	Description	Fiscal Year Appropriations	Operating Transfer In	Operating Transfer Out
<b>GOVERNMENTAL FUNDS</b>				
1010	General Fund without Measure "C"	12,030,711	577,652	(7,834)
1010	Measure "C"	557,704		(197,640)
<b>1010</b>	<b>GENERAL FUND</b>	<b>12,588,415</b>	<b>577,652</b>	<b>(205,474)</b>
<b>SPECIAL REVENUE FUNDS</b>				
<b>Administration</b>				
7615	Asset Replacement and Repairs	10,900		
7627	Tech Equipment Replacement Fund	100,000		
7815	General Miscellaneous Donations			(359,670)
<b>Total Special Revenue Administration Funds</b>		<b>110,900</b>	<b>-</b>	<b>(359,670)</b>
<b>Business and Housing Services</b>				
2160	BHS - Economic Development	606,896	824,613	(79,895)
2161	BHS - HUD Revolving Loan Fund	50		(9,950)
2162	BHS - HOME Loan Fund	975,702		(269,754)
2163	BHS - Cal Home Loan Fund	300		(14,700)

<b>Fund</b>	<b>Description</b>	<b>Fiscal Year Appropriations</b>	<b>Operating Transfer In</b>	<b>Operating Transfer Out</b>
2315	BHS - 2015 CDBG	18,175		
2316	BHS - 2016 CDBG	40,000		
2317	BHS - 2017 CDBG	56,009		
2318	BHS - 2018 CDBG	6,056		
2319	BHS - 2019 CDBG	36,447		
2420	BHS - 2020 Cal Home DA Grant	2,550,708		(392,417)
2616	BHS - 2016 HOME Grant	612,126		(137,792)
2923	Town of Paradise Housing Revolving Loan Fund	150	7,834	
<b>Total Special Revenue Business &amp; Housing Funds</b>		<b>4,902,619</b>	<b>832,447</b>	<b>(904,508)</b>
<b>Community Development</b>				
2030	Building Safety & Waste Water Services	1,853,594		(191,313)
2215	Abandoned Vehicle Abatement (AVA)	1,264		(10,000)
7640	Disability Access and Education	10		
<b>Total Special Revenue Community Development Fund:</b>		<b>1,854,868</b>	<b>-</b>	<b>(201,313)</b>
<b>Disaster Management and Recovery</b>				
2090	Camp Fire Recovery	1,581,978	256,396	(1,439,200)
<b>Total Disaster Management and Recovery Funds</b>		<b>1,581,978</b>	<b>256,396</b>	<b>(1,439,200)</b>
<b>Public Safety</b>				
2070	Animal Control Fund	305,384	215,388	(60,361)
2140	Traffic Safety Fines & Fees			(6,500)
2204	State SLESF Fund	170,523		
2206	AB 109 Fund	12,295		
7808	Canine Protection Unit Donation Fund	13,500		
7811	Animal Control Misc Donation Fund			(24,474)
<b>Total Special Revenue Public Safety Funds</b>		<b>501,702</b>	<b>215,388</b>	<b>(91,335)</b>
<b>Public Works</b>				
2120	Gas Tax	1,093,618	20,000	(208,897)
5900	Transit Fund	1,800		
<b>Total Special Revenue Public Works Funds</b>		<b>1,095,418</b>	<b>20,000</b>	<b>(208,897)</b>

<b>Fund</b>	<b>Description</b>	<b>Fiscal Year Appropriations</b>	<b>Operating Transfer In</b>	<b>Operating Transfer Out</b>
<b>Total Special Revenue Funds</b>		<b>10,047,485</b>	<b>1,324,231</b>	<b>(3,204,923)</b>
<b>CAPITAL PROJECT FUNDS</b>				
2100	Capital Improvement Projects Fund	2,990,800	2,990,800	
2110	Transportation Fund	18,446		(35,686)
2132	HSIP - Highway Safety Improvement Program			(534,000)
2133	Active Transportation Program			(36,400)
2299	Grants Misc. One Time			(860,000)
<b>Total Capital Project Funds</b>		<b>3,009,246</b>	<b>2,990,800</b>	<b>(1,466,086)</b>
<b>FIDUCIARY FUNDS</b>				
<b>OTHER EMPLOYEE BENEFIT TRUST FUND</b>				
7611	GASB 45 Retiree Medical Trust	395		
<b>Total Other Employee Benefit Trust Funds</b>		<b>395</b>	<b>-</b>	<b>-</b>
<b>PRIVATE-PURPOSE TRUST FUNDS</b>				
7805	VIPS (Volunteers in Police Service)	15,893		
<b>Total Private-Purpose Trust Funds</b>		<b>15,893</b>	<b>-</b>	<b>-</b>
<b>Total Town of Paradise Budget</b>		<b>25,661,434</b>	<b>4,892,683</b>	<b>(4,876,483)</b>
<b>SUCCESSOR AGENCY TO PARADISE REDEVELOPMENT AGENCY FUNDS</b>				
2924	RDA Obligation Retirement Fund			(474,926)
7650	Successor Agency to RDA NH	317,857	474,926	(16,200)
<b>Total Successor Agency to Paradise RDA</b>		<b>317,857</b>	<b>474,926</b>	<b>(491,126)</b>



<b>Fund Description</b>	<b>Fiscal Year Appropriations</b>	<b>Operating Transfer In</b>	<b>Operating Transfer Out</b>
Resolution No. _____			

**PASSED AND ADOPTED** by the Town Council of the Town of Paradise this 23rd Day of July, 2019.

By the following vote:

AYES:

NOES:

ABSENT:

NOT VOTING:

ATTEST:

\_\_\_\_\_  
Jody Jones, Mayor

By:

\_\_\_\_\_  
Dina Volenski, Town Clerk

APPROVED AS TO FORM:

\_\_\_\_\_  
Dwight L. Moore, Town Attorney

Town of Paradise  
Resolution No. 19

A RESOLUTION OF THE TOWN COUNCIL OF THE TOWN OF PARADISE APPROVING AND ADOPTING THE ANNUAL APPROPRIATION LIMIT (EXHIBIT A) FOR FISCAL YEAR 2019 - 2020.

NOW, THEREFORE, be it resolved by the Town Council of the Town of Paradise that the appropriations limit for the Town of Paradise fiscal year 2019-2020 is that which is set forth in Exhibit A.

PASSED AND ADOPTED by the Town Council of the Town of Paradise this 23rd day of July 2019, by the following vote:

AYES:

NOES: None.

ABSENT: None.

NOT VOTING: None.

ATTEST:

---

Dina Volenski, Town Clerk

APPROVED AS TO FORM:

---

Dwight L. Moore, Town Attorney

---

Jody Jones, Mayor

Exhibit A-Resolution No.  
Town of Paradise  
Appropriations Limit Calculations  
Fiscal Year 2019 - 2020

Percentage Population Change<sup>1</sup>

Butte County Population as of January 1, 2018	227,896
Butte County Population as of January 1, 2019	226,466
Percentage Change	(0.6275)
Population Converted to Ratio $((0.6275) + 100) / 100 =$	0.9937

Inflation Adjustment Factor<sup>2</sup>

California Per Capita Income Percent Change Over Prior Year	3.85
Per Capita Cost of Living Converted to Ratio $(3.85 + 100) / 100 =$	1.0385

Growth Factor

$0.9937$ (population change) x $1.0385$ (inflation adjustment) =	1.0320
--	--------

<sup>1</sup> Data provided by the California Department of Finance Demographic Research Unit

<sup>2</sup> Data provided by the California Department of Finance Demographic Research Unit

Calculation of Fiscal Year 2019 - 2020 Appropriations Limit

2018 - 2019 Appropriations Limit (last year)	19,547,066
Growth Factor @	x 1.0320
Appropriations Subject to Limit	20,172,572

Appropriations Subject to Limit

2019-2020	Total Town of Paradise Appropriations		25,661,434
2019-2020	Exclusions:		
	Qualified Capital Outlay	2,990,800	
	Disaster Recovery	1,581,978	
	Business & Housing Grants	4,902,619	(9,475,397)
2019-2020	Appropriations Subject to Limit		<hr/> 16,186,037

**TOWN OF PARADISE  
RESOLUTION NO. 19**

**A RESOLUTION OF THE TOWN COUNCIL OF THE TOWN OF PARADISE, CALIFORNIA, AMENDING GENERAL FUND RESERVES FOR FISCAL YEAR 2019 – 2020**

**WHEREAS**, the Town of Paradise needs to reserve assigned General Fund monies for the purpose of providing operating cash flow, setting aside contingency funds for unanticipated emergencies, or other unplanned financial demands on the Town's General Fund;

**NOW, THEREFORE BE IT RESOLVED**, by the Town Council of the Town of Paradise as follows:

Section 1: The Town Council hereby establishes for the 2019 – 2020 Fiscal Year a General Fund Reserve as follows:

Non-spendable (RDA and other loans)	\$1,255,934
Assigned for Property Abatements	20,000
Unassigned – Cash Flow	1,588,301
Measure C Assigned – Police Vehicle Payments	20,637
Measure C Unassigned - Contingency	<u>1,122,886</u>
Total Reserve	\$4,006,988

Section 2: Notwithstanding the aforementioned section, it is the intent of the Council to maintain a General Fund Unassigned (cash flow) Reserve of at least 10% of General Fund Appropriations.

**PASSED AND ADOPTED** by the Town Council of the Town of Paradise this 23rd day of July, 2019 by the following vote:

**AYES:**

**NOES: None.**

**ABSENT: None.**

**NOT VOTING: None.**

\_\_\_\_\_  
Jody Jones, Mayor

**ATTEST:**

BY: \_\_\_\_\_

Dina Volenski, Town Clerk

**APPROVED AS TO LEGAL FORM:**

BY: \_\_\_\_\_

Dwight L. Moore, Town Attorney

**TOWN OF PARADISE  
RESOLUTION NO. 19- \_\_**

**A RESOLUTION OF THE TOWN COUNCIL OF THE TOWN OF PARADISE APPROVING AND  
ADOPTING THE TOWN OF PARADISE CAPITAL IMPROVEMENT PLAN FOR THE 2019-2020 FISCAL YEAR**

WHEREAS, the Town of Paradise needs to plan for critical long term Capital Improvement Projects; and

WHEREAS, a Town adopted Capital Improvement Plan (Exhibit A) will provide a valuable planning tool for Town staff; and

WHEREAS, a capital improvement plan recently prepared by staff is a planning document that is dependent upon future funding and staff resources; and

WHEREAS, This proposed Capital Improvement Plan has been reviewed by the Planning Director and reported to be consistent with the goals and objectives of the Town’s adopted 1994 Paradise General Plan; and

WHEREAS, adoption of a Capital Improvement Plan will inform the local utilities and citizens of planned capital improvements; and

WHEREAS, advance planning and early coordination of Capital Improvement projects will allow all affected agencies to better coordinate construction and rehabilitation projects;

NOW, THEREFORE, BE IT RESOLVED by the Town Council of the Town of Paradise as follows:

Section 1. The Capital Improvement Plan attached as Exhibit “A” is hereby approved and adopted for the time period of July 1, 2019 through June 30, 2020.

/

/

/

/

PASSED AND ADOPTED by the Town Council of the Town of Paradise this 23rd day of July, 2019, by the following vote:

AYES:

NOES:               None

ABSENT:           None

NOT VOTING:      None

\_\_\_\_\_  
Jody Jones, Mayor

ATTEST:

By: \_\_\_\_\_  
Dina Volenski, Town Clerk

APPROVED AS TO FORM:

\_\_\_\_\_  
Dwight L. Moore, Town Attorney



**TOWN OF PARADISE**  
**Fiscal Year 2019/20 Budget**  
**CAPITAL IMPROVEMENT PLAN SUMMARY**

**Project List and Total Costs**

Proj No.	Project	Alternatives Analysis/ Report Prep	Project Approval & Environmental Document	Plans, Specifications & Estimates	Preliminary Engineering	Right of Way & Utility Relocation	Construction Engineering	Construction	Construction Contingency	Non- Infrastructure	Total Costs
9368	Cypress Curve Realignment	\$ -	\$ -	\$ -	\$ 197,668	\$ 54,341	\$ 50,699	\$ 903,785	\$ -	\$ -	\$ 1,206,493
9371	Pearson Rd SR2S Connectivity Project	\$ -	\$ 35,766	\$ 217,587	\$ -	\$ -	\$ 28,947	\$ 1,019,650	\$ -	\$ 37,351	\$ 1,339,301
9372	Maxwell Dr SR2S Project	\$ -	\$ 23,411	\$ 84,809	\$ -	\$ -	\$ 23,162	\$ 737,719	\$ -	\$ 53,847	\$ 922,948
9376	Paradise Sewer Project	\$ 403,957	\$ -	\$ -	\$ -	\$ -	\$ -	\$ -	\$ -	\$ -	\$ 403,957
9377	Almond St Multi-Modal Improvements	\$ -	\$ 64,097	\$ 155,284	\$ -	\$ 1,101	\$ 180,250	\$ 2,969,100	\$ 307,500	\$ -	\$ 3,677,332
9378	Memorial Trailway Class I Enhancements	\$ -	\$ 10,720	\$ 36,266	\$ -	\$ -	\$ 22,282	\$ 1,320,579	\$ -	\$ -	\$ 1,389,847
9379	Downtown Paradise Equal Mobility Project	\$ -	\$ 25,000	\$ 32,489	\$ -	\$ 7,911	\$ 14,670	\$ 458,306	\$ -	\$ -	\$ 538,377
9380	Ponderosa Elementary SR2S Project	\$ -	\$ 62,741	\$ 174,408	\$ -	\$ 88,711	\$ 70,269	\$ 1,113,000	\$ 176,000	\$ 90,000	\$ 1,775,129
9382	Skyway at Black Olive Signalization Project	\$ -	\$ -	\$ -	\$ 79,957	\$ 6,650	\$ 34,000	\$ 500,000	\$ -	\$ -	\$ 620,607
9383	Pearson Rd Bike-Ped Improvements	\$ -	\$ -	\$ -	\$ 1,893	\$ -	\$ 12,995	\$ 639,801	\$ -	\$ -	\$ 654,689
9384	Paradise Systemic Safety Analysis Report	\$ 218,829	\$ -	\$ -	\$ -	\$ -	\$ -	\$ -	\$ -	\$ -	\$ 218,829
9385	Paradise Gap Closure Complex	\$ -	\$ -	\$ -	\$ 310,436	\$ -	\$ 290,000	\$ 4,367,000	\$ 438,000	\$ -	\$ 5,405,436
9386	Measure C Bille Rd Overlay	\$ -	\$ -	\$ -	\$ -	\$ -	\$ -	\$ 110,402	\$ -	\$ -	\$ 110,402
9387	Paradise Pavement Management Program	\$ 58,810	\$ -	\$ -	\$ -	\$ -	\$ -	\$ -	\$ -	\$ -	\$ 58,810
9388	Greenwood Drive FEMA Storm Repair	\$ -	\$ -	\$ -	\$ -	\$ -	\$ -	\$ 103,961	\$ -	\$ -	\$ 103,961
9389	Pentz Rd Pathway Project	\$ -	\$ -	\$ -	\$ 750,000	\$ -	\$ -	\$ -	\$ -	\$ -	\$ 750,000
9390	Skyway-Neal Bike-Ped Project	\$ -	\$ -	\$ -	\$ 600,000	\$ -	\$ -	\$ -	\$ -	\$ -	\$ 600,000
9391	Oliver Curve Pathway Project	\$ -	\$ -	\$ -	\$ 250,000	\$ -	\$ -	\$ -	\$ -	\$ -	\$ 250,000
9392	Almond Underground Utility District	\$ -	\$ -	\$ -	\$ -	\$ 45,800	\$ -	\$ -	\$ -	\$ -	\$ 45,800
9393	Resiliency Permit & Housing Resource Center	\$ -	\$ -	\$ -	\$ -	\$ -	\$ -	\$ 75,000	\$ -	\$ 35,000	\$ 110,000
9394	Downtown Sewer Environmental Study	\$ 860,000	\$ -	\$ -	\$ -	\$ -	\$ -	\$ -	\$ -	\$ -	\$ 860,000
9395	Public Safety Radio System	\$ -	\$ -	\$ -	\$ -	\$ -	\$ -	\$ -	\$ -	\$ 1,439,200	\$ 1,439,200
<b>Total</b>		<b>\$ 1,541,595</b>	<b>\$ 221,735</b>	<b>\$ 700,844</b>	<b>\$ 2,189,954</b>	<b>\$ 204,514</b>	<b>\$ 727,273</b>	<b>\$ 14,318,304</b>	<b>\$ 921,500</b>	<b>\$ 1,655,398</b>	<b>\$ 22,481,116</b>

**TOWN OF PARADISE**  
**Fiscal Year 2019/20 Budget**  
**CAPITAL IMPROVEMENT PLAN SUMMARY**

**Project List and Total Funding by Source**

Proj No.	Project	1010 Measure C	2090	2110	2120	2130 Prop 1	2112/2132	2133	2135 FEMA	2551 DIF	Total Funding
			Camp Fire Recovery/7815 Camp Fire Donations	Local Transportation	Gas Tax / SB1	Small Comm. Wastewater Grant	Federal CMAQ/ HSIP/SSARP	State ATP	Reimb or 2299 Utility Reimb./ Grants Misc.	Drainage or 7629 Hydrant Maintenance	
9368	Cypress Curve Realignment	\$ -	\$ -	\$ 4,142	\$ 16,663	\$ -	\$ 1,170,688	\$ -	\$ 15,000	\$ -	\$ 1,206,493
9371	Pearson Rd SR2S Connectivity Project	\$ -	\$ -	\$ -	\$ -	\$ -	\$ -	\$ 1,335,781	\$ -	\$ 3,520	\$ 1,339,301
9372	Maxwell Dr SR2S Project	\$ 100,014	\$ -	\$ -	\$ -	\$ -	\$ -	\$ 805,875	\$ 6,000	\$ 11,058	\$ 922,948
9376	Paradise Sewer Project	\$ -	\$ -	\$ -	\$ -	\$ 403,957	\$ -	\$ -	\$ -	\$ -	\$ 403,957
9377	Almond St Multi-Modal Improvements	\$ 124,422	\$ -	\$ 344,234	\$ -	\$ -	\$ -	\$ 3,208,677	\$ -	\$ -	\$ 3,677,332
9378	Memorial Trailway Class I Enhancements	\$ -	\$ -	\$ 35,266	\$ -	\$ -	\$ -	\$ 1,354,581	\$ -	\$ -	\$ 1,389,847
9379	Downtown Paradise Equal Mobility Project	\$ -	\$ -	\$ 67,635	\$ -	\$ -	\$ -	\$ 470,742	\$ -	\$ -	\$ 538,377
9380	Ponderosa Elementary SR2S Project	\$ -	\$ -	\$ 212,453	\$ -	\$ -	\$ -	\$ 1,562,675	\$ -	\$ -	\$ 1,775,129
9382	Skyway at Black Olive Signalization Project	\$ -	\$ -	\$ 26,607	\$ -	\$ -	\$ 594,000	\$ -	\$ -	\$ -	\$ 620,607
9383	Pearson Rd Bike-Ped Improvements	\$ -	\$ -	\$ 1,893	\$ -	\$ -	\$ 652,796	\$ -	\$ -	\$ -	\$ 654,689
9384	Paradise Systemic Safety Analysis Report	\$ -	\$ -	\$ 21,883	\$ -	\$ -	\$ 196,946	\$ -	\$ -	\$ -	\$ 218,829
9385	Paradise Gap Closure Complex	\$ -	\$ -	\$ 4,436	\$ 589,000	\$ -	\$ 1,025,000	\$ 3,787,000	\$ -	\$ -	\$ 5,405,436
9386	Measure C Bille Rd Overlay	\$ 110,402	\$ -	\$ -	\$ -	\$ -	\$ -	\$ -	\$ -	\$ -	\$ 110,402
9387	Paradise Pavement Management Program	\$ -	\$ -	\$ 58,810	\$ -	\$ -	\$ -	\$ -	\$ -	\$ -	\$ 58,810
9388	Greenwood Drive FEMA Storm Repair	\$ -	\$ -	\$ -	\$ 3,544	\$ -	\$ -	\$ -	\$ 100,417	\$ -	\$ 103,961
9389	Pentz Rd Pathway Project	\$ -	\$ -	\$ -	\$ -	\$ -	\$ 750,000	\$ -	\$ -	\$ -	\$ 750,000
9390	Skyway-Neal Bike-Ped Project	\$ -	\$ -	\$ -	\$ -	\$ -	\$ 600,000	\$ -	\$ -	\$ -	\$ 600,000
9391	Oliver Curve Pathway Project	\$ -	\$ -	\$ -	\$ -	\$ -	\$ 250,000	\$ -	\$ -	\$ -	\$ 250,000
9392	Almond Underground Utility District	\$ -	\$ -	\$ 45,800	\$ -	\$ -	\$ -	\$ -	\$ -	\$ -	\$ 45,800
9393	Resiliency Permit & Housing Resource Center	\$ -	\$ 110,000	\$ -	\$ -	\$ -	\$ -	\$ -	\$ -	\$ -	\$ 110,000
9394	Downtown Sewer Environmental Study	\$ -	\$ -	\$ -	\$ -	\$ -	\$ -	\$ -	\$ 860,000	\$ -	\$ 860,000
9395	Public Safety Radio System	\$ -	\$ 1,439,200	\$ -	\$ -	\$ -	\$ -	\$ -	\$ -	\$ -	\$ 1,439,200
<b>Total</b>		<b>\$ 334,838</b>	<b>\$ 1,549,200</b>	<b>\$ 823,159</b>	<b>\$ 609,207</b>	<b>\$ 403,957</b>	<b>\$ 5,239,429</b>	<b>\$ 12,525,331</b>	<b>\$ 981,417</b>	<b>\$ 14,578</b>	<b>\$ 22,481,116</b>

**TOWN OF PARADISE**  
**Fiscal Year 2019/20 Budget**  
**CAPITAL IMPROVEMENT PLAN SUMMARY**

Project List and Total Funding By Year								
Proj No.	Project	Prior Years	2018-19	2019-20	2020-21	2021-22	2022-2023	Total Funding
9368	Cypress Curve Realignment	\$ 1,206,493	\$ -	\$ -	\$ -	\$ -	\$ -	\$ 1,206,493
9371	Pearson Rd SR2S Connectivity Project	\$ 1,339,301	\$ -	\$ -	\$ -	\$ -	\$ -	\$ 1,339,301
9372	Maxwell Dr SR2S Project	\$ 922,948	\$ -	\$ -	\$ -	\$ -	\$ -	\$ 922,948
9376	Paradise Sewer Project	\$ 403,957	\$ -	\$ -	\$ -	\$ -	\$ -	\$ 403,957
9377	Almond St Multi-Modal Improvements	\$ 208,047	\$ 12,435	\$ 10,250	\$ 3,139,100	\$ 307,500	\$ -	\$ 3,677,332
9378	Memorial Trailway Class I Enhancements	\$ 1,224,719	\$ 165,128	\$ -	\$ -	\$ -	\$ -	\$ 1,389,847
9379	Downtown Paradise Equal Mobility Project	\$ 66,208	\$ 472,169	\$ -	\$ -	\$ -	\$ -	\$ 538,377
9380	Ponderosa Elementary SR2S Project	\$ 235,558	\$ 16,571	\$ 30,000	\$ 409,000	\$ 1,084,000	\$ -	\$ 1,775,129
9382	Skyway at Black Olive Signalization Project	\$ 77,499	\$ 2,459	\$ 540,650	\$ -	\$ -	\$ -	\$ 620,607
9383	Pearson Rd Bike-Ped Improvements	\$ 654,689	\$ -	\$ -	\$ -	\$ -	\$ -	\$ 654,689
9384	Paradise Systemic Safety Analysis Report	\$ 144,103	\$ 74,726	\$ -	\$ -	\$ -	\$ -	\$ 218,829
9385	Paradise Gap Closure Complex	\$ 270,312	\$ 40,123	\$ -	\$ 1,100,000	\$ 3,995,000	\$ -	\$ 5,405,436
9386	Measure C Bille Rd Overlay	\$ 110,402	\$ -	\$ -	\$ -	\$ -	\$ -	\$ 110,402
9387	Paradise Pavement Management Program	\$ 58,810	\$ -	\$ -	\$ -	\$ -	\$ -	\$ 58,810
9388	Greenwood Drive FEMA Storm Repair	\$ 103,961	\$ -	\$ -	\$ -	\$ -	\$ -	\$ 103,961
9389	Pentz Rd Pathway Project	\$ -	\$ -	\$ -	\$ 375,000	\$ 375,000	\$ -	\$ 750,000
9390	Skyway-Neal Bike-Ped Project	\$ -	\$ -	\$ -	\$ 300,000	\$ 300,000	\$ -	\$ 600,000
9391	Oliver Curve Pathway Project	\$ -	\$ -	\$ -	\$ 125,000	\$ 125,000	\$ -	\$ 250,000
9392	Almond Underground Utility District	\$ -	\$ 25,100	\$ 20,700	\$ -	\$ -	\$ -	\$ 45,800
9393	Resiliency Permit & Housing Resource Center	\$ -	\$ -	\$ 110,000	\$ -	\$ -	\$ -	\$ 110,000
9394	Downtown Sewer Environmental Study	\$ -	\$ -	\$ 860,000	\$ -	\$ -	\$ -	\$ 860,000
9395	Public Safety Radio System	\$ -	\$ -	\$ 1,439,200	\$ -	\$ -	\$ -	\$ 1,439,200
<b>Total</b>		<b>\$ 7,027,006</b>	<b>\$ 808,710</b>	<b>\$ 3,010,800</b>	<b>\$ 5,448,100</b>	<b>\$ 6,186,500</b>	<b>\$ -</b>	<b>\$ 22,481,116</b>

**TOWN OF PARADISE**  
**Fiscal Year 2019/20 Budget**  
**CAPITAL IMPROVEMENT PLAN**

**Project Name:** Cypress Curve Realignment Project  
**Project Number:** 9368, HSIPL 5425 (025)

**Start Date:** 06/2014  
**Completion Date:** 10/2017

**Project Description:** Improve vertical and horizontal alignments; improve drainage; widen shoulders on Clark Road between Adams Road and Kimberly Lane.

**Project Development Costs**

Code	Project Costs	Prior Years	2018-19 Estimated				Total Costs
			Actual	2019-20	2020-21	2021-22	
10	Preliminary Engineering	\$ 197,668	\$ -	\$ -	\$ -	\$ -	\$ 197,668
11	Project Approval & Environmental Document	\$ -	\$ -	\$ -	\$ -	\$ -	\$ -
12	Plans, Specifications & Estimates	\$ -	\$ -	\$ -	\$ -	\$ -	\$ -
20	Right of Way & Utility Relocation	\$ 54,341	\$ -	\$ -	\$ -	\$ -	\$ 54,341
30	Construction Engineering	\$ 50,699	\$ -	\$ -	\$ -	\$ -	\$ 50,699
40	Construction	\$ 903,785	\$ -	\$ -	\$ -	\$ -	\$ 903,785
50	Construction Contingency	\$ -	\$ -	\$ -	\$ -	\$ -	\$ -
<b>Annual Total</b>		<b>\$ 1,206,493</b>	<b>\$ -</b>	<b>\$ -</b>	<b>\$ -</b>	<b>\$ -</b>	<b>\$ 1,206,493</b>

**Project Development Funding**

Code	Project Funding	Prior Years	2018-19 Estimated				Total Funding
			Actual	2019-20	2020-21	2021-22	
1010	Measure "C"	\$ -	\$ -	\$ -	\$ -	\$ -	\$ -
2110	Local Transportation (Transit)	\$ 4,142	\$ -	\$ -	\$ -	\$ -	\$ 4,142
2120	Gas Tax/Streets	\$ 16,663	\$ -	\$ -	\$ -	\$ -	\$ 16,663
2132	Federal HSIP	\$ 1,170,688	\$ -	\$ -	\$ -	\$ -	\$ 1,170,688
2133	State ATP	\$ -	\$ -	\$ -	\$ -	\$ -	\$ -
2299	Utility Reimbursements/Grants Misc.	\$ 15,000	\$ -	\$ -	\$ -	\$ -	\$ 15,000
2520	DIF Signal	\$ -	\$ -	\$ -	\$ -	\$ -	\$ -
2551	DIF Drainage	\$ -	\$ -	\$ -	\$ -	\$ -	\$ -
<b>Annual Total</b>		<b>\$ 1,206,493</b>	<b>\$ -</b>	<b>\$ -</b>	<b>\$ -</b>	<b>\$ -</b>	<b>\$ 1,206,493</b>

**TOWN OF PARADISE**  
**Fiscal Year 2019/20 Budget**  
**CAPITAL IMPROVEMENT PLAN**

**Project Name: Pearson Rd SR2S Connectivity Project**  
**Project Number: 9371, ATPL 5425 (029)**

**Start Date: 02/2015**  
**Est. Completion Date: 09/2018**

**Project Description:** Specific improvements include the construction of sidewalk, curb and gutter on the south side of Pearson Road between Black Olive Drive and Academy Drive. In addition, the project includes construction of curb, gutter and sidewalk on the south side of Pearson Road between Skyway and Almond Street.

<b>Project Development Costs</b>									
Code	Project Costs	Prior Years	2018-19 Estimated				Total Costs		
			Actual	2019-20	2020-21	2021-22			
10	Preliminary Engineering	\$ -	\$ -	\$ -	\$ -	\$ -	\$ -		
11	Project Approval & Environmental Document	\$ 35,766	\$ -	\$ -	\$ -	\$ -	\$ 35,766		
12	Plans, Specifications & Estimates	\$ 217,587	\$ -	\$ -	\$ -	\$ -	\$ 217,587		
20	Right of Way & Utility Relocation	\$ -	\$ -	\$ -	\$ -	\$ -	\$ -		
30	Construction Engineering	\$ 28,947	\$ -	\$ -	\$ -	\$ -	\$ 28,947		
40	Construction	\$ 1,019,650	\$ -	\$ -	\$ -	\$ -	\$ 1,019,650		
50	Construction Contingency	\$ -	\$ -	\$ -	\$ -	\$ -	\$ -		
60	Non-Infrastructure Component	\$ 37,351	\$ -	\$ -	\$ -	\$ -	\$ 37,351		
<b>Annual Total</b>		<b>\$ 1,339,301</b>	<b>\$ -</b>	<b>\$ -</b>	<b>\$ -</b>	<b>\$ -</b>	<b>\$ 1,339,301</b>		

<b>Project Development Funding</b>									
Code	Project Funding	Prior Years	2018-19 Estimated				Total Funding		
			Actual	2019-20	2020-21	2021-22			
1010	Measure "C"	\$ -	\$ -	\$ -	\$ -	\$ -	\$ -		
2110	Local Transportation (Transit)	\$ -	\$ -	\$ -	\$ -	\$ -	\$ -		
2120	Gas Tax/Streets	\$ -	\$ -	\$ -	\$ -	\$ -	\$ -		
2132	Federal HSIP	\$ -	\$ -	\$ -	\$ -	\$ -	\$ -		
2133	State ATP	\$ 1,335,781	\$ -	\$ -	\$ -	\$ -	\$ 1,335,781		
2299	Utility Reimbursements/Grants Misc.	\$ -	\$ -	\$ -	\$ -	\$ -	\$ -		
2520	DIF Signal	\$ -	\$ -	\$ -	\$ -	\$ -	\$ -		
7629	Hydrant Maintenance Fund	\$ 3,520	\$ -	\$ -	\$ -	\$ -	\$ 3,520		
<b>Annual Total</b>		<b>\$ 1,339,301</b>	<b>\$ -</b>	<b>\$ -</b>	<b>\$ -</b>	<b>\$ -</b>	<b>\$ 1,339,301</b>		

**TOWN OF PARADISE**  
**Fiscal Year 2019/20 Budget**  
**CAPITAL IMPROVEMENT PLAN**

**Project Name: Maxwell Dr SR2S Project**  
**Project Number: 9372, ATPL 5425 (030)**

**Start Date: 02/2015**  
**Est. Completion Date: 09/2018**

**Project Description:** The proposed project aims to improve safety and increase non-motorized transportation to Paradise High School on Maxwell Drive. The project includes construction of sidewalk, curb and gutter along the one side of Maxwell Drive while widening shoulders, as needed to facilitate the addition of Class II Bicycle Lanes on both sides of Maxwell Drive between Skyway and Elliott Road, a 0.56 mile stretch.

**Project Development Costs**

Code	Project Costs	Prior Years	2018-19 Estimated				Total Costs
			Actual	2019-20	2020-21	2021-22	
10	Preliminary Engineering	\$ -	\$ -	\$ -	\$ -	\$ -	\$ -
11	Project Approval & Environmental Document	\$ 23,411	\$ -	\$ -	\$ -	\$ -	\$ 23,411
12	Plans, Specifications & Estimates	\$ 84,809	\$ -	\$ -	\$ -	\$ -	\$ 84,809
30	Construction Engineering	\$ 23,162	\$ -	\$ -	\$ -	\$ -	\$ 23,162
40	Construction	\$ 737,719	\$ -	\$ -	\$ -	\$ -	\$ 737,719
50	Construction Contingency	\$ -	\$ -	\$ -	\$ -	\$ -	\$ -
60	Non-Infrastructure Component	\$ 53,847	\$ -	\$ -	\$ -	\$ -	\$ 53,847
<b>Annual Total</b>		<b>\$ 922,948</b>	<b>\$ -</b>	<b>\$ -</b>	<b>\$ -</b>	<b>\$ -</b>	<b>\$ 922,948</b>

**Project Development Funding**

Code	Project Funding	Prior Years	2018-19 Estimated				Total Funding
			Actual	2019-20	2020-21	2021-22	
1010	Measure "C"	\$ 100,014	\$ -	\$ -	\$ -	\$ -	\$ 100,014
2110	Local Transportation (Transit)	\$ -	\$ -	\$ -	\$ -	\$ -	\$ -
2120	Gas Tax/Streets	\$ -	\$ -	\$ -	\$ -	\$ -	\$ -
2132	Federal HSIP	\$ -	\$ -	\$ -	\$ -	\$ -	\$ -
2133	State ATP	\$ 805,875	\$ -	\$ -	\$ -	\$ -	\$ 805,875
2299	Utility Reimbursements/Grants Misc.	\$ 6,000	\$ -	\$ -	\$ -	\$ -	\$ 6,000
2520	DIF Signal	\$ -	\$ -	\$ -	\$ -	\$ -	\$ -
2551	DIF Drainage	\$ 11,058	\$ -	\$ -	\$ -	\$ -	\$ 11,058
<b>Annual Total</b>		<b>\$ 922,948</b>	<b>\$ -</b>	<b>\$ -</b>	<b>\$ -</b>	<b>\$ -</b>	<b>\$ 922,948</b>

**TOWN OF PARADISE**  
**Fiscal Year 2019/20 Budget**  
**CAPITAL IMPROVEMENT PLAN**

**Project Name: Paradise Sewer Project**  
**Project Number: 9376**

**Start Date: 01/2016**  
**Completion Date: 12/2017**

**Project Description:** The proposed project will study wastewater alternatives for a to be determined special assessment district. Alternatives include the following: (A) Localized treatment plant(s), (B) Surface water discharge location(s), (C) Direct connection to the City of Chico WPCP, (D) Beneficial Reuse/Innovative Technology Solution, (E) No Project. Project also includes extensive public outreach and transition efforts to the preliminary engineering project phase.

<b>Project Development Costs</b>									
<b>Code</b>	<b>Project Costs</b>	<b>Prior Years</b>	<b>2018-19 Estimated</b>					<b>Total Costs</b>	
			<b>Actual</b>	<b>2019-20</b>	<b>2020-21</b>	<b>2021-22</b>			
11	Project Approval & Environmental Document	\$ -	\$ -	\$ -	\$ -	\$ -	\$ -	\$ -	\$ -
12	Plans, Specifications & Estimates	\$ -	\$ -	\$ -	\$ -	\$ -	\$ -	\$ -	\$ -
10	Preliminary Engineering	\$ -	\$ -	\$ -	\$ -	\$ -	\$ -	\$ -	\$ -
20	Right of Way & Utility Relocation	\$ -	\$ -	\$ -	\$ -	\$ -	\$ -	\$ -	\$ -
30	Construction Engineering	\$ -	\$ -	\$ -	\$ -	\$ -	\$ -	\$ -	\$ -
40	Construction	\$ -	\$ -	\$ -	\$ -	\$ -	\$ -	\$ -	\$ -
50	Construction Contingency	\$ -	\$ -	\$ -	\$ -	\$ -	\$ -	\$ -	\$ -
60	Alternatives Analysis	\$ 403,957	\$ -	\$ -	\$ -	\$ -	\$ -	\$ -	\$ 403,957
<b>Annual Total</b>		<b>\$ 403,957</b>	<b>\$ -</b>	<b>\$ -</b>	<b>\$ -</b>	<b>\$ -</b>	<b>\$ -</b>	<b>\$ -</b>	<b>\$ 403,957</b>

<b>Project Development Funding</b>									
<b>Code</b>	<b>Project Funding</b>	<b>Prior Years</b>	<b>2018-19 Estimated</b>					<b>Total Funding</b>	
			<b>Actual</b>	<b>2019-20</b>	<b>2020-21</b>	<b>2021-22</b>			
1010	Measure "C" (Potential)	\$ -	\$ -	\$ -	\$ -	\$ -	\$ -	\$ -	\$ -
2120	Gas Tax/Streets	\$ -	\$ -	\$ -	\$ -	\$ -	\$ -	\$ -	\$ -
2130	Prop 1 SC Wastewater Grant	\$ 403,957	\$ -	\$ -	\$ -	\$ -	\$ -	\$ -	\$ 403,957
2132	Federal HSIP	\$ -	\$ -	\$ -	\$ -	\$ -	\$ -	\$ -	\$ -
2133	State ATP	\$ -	\$ -	\$ -	\$ -	\$ -	\$ -	\$ -	\$ -
2299	Utility Reimbursements/Grants Misc.	\$ -	\$ -	\$ -	\$ -	\$ -	\$ -	\$ -	\$ -
2520	DIF Signal	\$ -	\$ -	\$ -	\$ -	\$ -	\$ -	\$ -	\$ -
2551	DIF Drainage	\$ -	\$ -	\$ -	\$ -	\$ -	\$ -	\$ -	\$ -
<b>Annual Total</b>		<b>\$ 403,957</b>	<b>\$ -</b>	<b>\$ -</b>	<b>\$ -</b>	<b>\$ -</b>	<b>\$ -</b>	<b>\$ -</b>	<b>\$ 403,957</b>

**TOWN OF PARADISE**  
**Fiscal Year 2019/20 Budget**  
**CAPITAL IMPROVEMENT PLAN**

**Project Name: Almond St. Multi-Modal Improvements**  
**Project Number: 9377, ATPL 5425 (031)**

**Start Date: 08/2016**  
**Est. Completion Date: 06/2021**

**Project Description:** The proposed project will add sidewalks, curbs and gutters to Almond Street between Pearson Road and Elliott Road. In addition construction will widen Almond Street to incorporate Class II Bicycle Lanes on both sides of the roadway. To facilitate the construction of these improvements, underground drainage needs to be addressed and is included in the project.

Project Development Costs								
Code	Project Costs	Prior Years	2018-19 Estimated			2021-22	Total Costs	
			Actual	2019-20	2020-21			
10	Preliminary Engineering	\$ -	\$ -	\$ -	\$ -	\$ -	\$ -	
11	Project Approval & Environmental Document	\$ 64,097	\$ -	\$ -	\$ -	\$ -	\$ 64,097	
12	Plans, Specifications & Estimates	\$ 143,950	\$ 11,334	\$ -	\$ -	\$ -	\$ 155,284	
20	Right of Way & Utility Relocation	\$ -	\$ 1,101	\$ -	\$ -	\$ -	\$ 1,101	
30	Construction Engineering	\$ -	\$ -	\$ 10,250	\$ 170,000	\$ -	\$ 180,250	
40	Construction	\$ -	\$ -	\$ -	\$ 2,969,100	\$ -	\$ 2,969,100	
50	Construction Contingency	\$ -	\$ -	\$ -	\$ -	\$ 307,500	\$ 307,500	
60	Non-Infrastructure Component	\$ -	\$ -	\$ -	\$ -	\$ -	\$ -	
<b>Annual Total</b>		<b>\$ 208,047</b>	<b>\$ 12,435</b>	<b>\$ 10,250</b>	<b>\$ 3,139,100</b>	<b>\$ 307,500</b>	<b>\$ 3,677,332</b>	

Project Development Funding								
Code	Project Funding	Prior Years	2018-19 Estimated			2021-22	Total Costs	
			Actual	2019-20	2020-21			
1010	Measure "C"	\$ -	\$ -	\$ -	\$ 124,422	\$ -	\$ 124,422	
2110	Local Transportation (Transit)	\$ 5,489	\$ 316	\$ 250	\$ 330,678	\$ 7,500	\$ 344,234	
2120	Gas Tax/Streets	\$ -	\$ -	\$ -	\$ -	\$ -	\$ -	
2132	Federal HSIP	\$ -	\$ -	\$ -	\$ -	\$ -	\$ -	
2133	State ATP	\$ 202,558	\$ 12,119	\$ 10,000	\$ 2,684,000	\$ 300,000	\$ 3,208,677	
2299	Utility Reimbursements/Grants Misc.	\$ -	\$ -	\$ -	\$ -	\$ -	\$ -	
2520	DIF Signal	\$ -	\$ -	\$ -	\$ -	\$ -	\$ -	
2551	DIF Drainage	\$ -	\$ -	\$ -	\$ -	\$ -	\$ -	
<b>Annual Total</b>		<b>\$ 208,047</b>	<b>\$ 12,435</b>	<b>\$ 10,250</b>	<b>\$ 3,139,100</b>	<b>\$ 307,500</b>	<b>\$ 3,677,332</b>	



**TOWN OF PARADISE**  
**Fiscal Year 2019/20 Budget**  
**CAPITAL IMPROVEMENT PLAN**

**Project Name: Memorial Trailway Class I Enhancements**  
**Project Number: 9378, ATPL 5425 (032)**

**Start Date: 09/2016**  
**Est. Completion Date: 02/2019**

**Project Description:** The proposed project is located along the Memorial Trailway between Pentz Road to Princeton way and will add lighting, flashing beacons and minor widening to the Class I bike/ped facility.

<b>Project Development Costs</b>									
Code	Project Costs	Prior Years	2018-19 Estimated			2019-20	2020-21	2021-22	Total Costs
			Actual						
10	Preliminary Engineering	\$ -	\$ -	\$ -	\$ -	\$ -	\$ -	\$ -	\$ -
11	Project Approval & Environmental Document	\$ 10,720	\$ -	\$ -	\$ -	\$ -	\$ -	\$ -	\$ 10,720
12	Plans, Specifications & Estimates	\$ 30,003	\$ 6,263	\$ -	\$ -	\$ -	\$ -	\$ -	\$ 36,266
20	Right of Way & Utility Relocation	\$ -	\$ -	\$ -	\$ -	\$ -	\$ -	\$ -	\$ -
30	Construction Engineering	\$ 18,700	\$ 3,583	\$ -	\$ -	\$ -	\$ -	\$ -	\$ 22,282
40	Construction	\$ 1,165,296	\$ 155,282	\$ -	\$ -	\$ -	\$ -	\$ -	\$ 1,320,579
50	Construction Contingency	\$ -	\$ -	\$ -	\$ -	\$ -	\$ -	\$ -	\$ -
60	Non-Infrastructure Component	\$ -	\$ -	\$ -	\$ -	\$ -	\$ -	\$ -	\$ -
<b>Annual Total</b>		<b>\$ 1,224,719</b>	<b>\$ 165,128</b>	<b>\$ -</b>	<b>\$ -</b>	<b>\$ -</b>	<b>\$ -</b>	<b>\$ -</b>	<b>\$ 1,389,847</b>

<b>Project Development Funding</b>									
Code	Project Funding	Prior Years	2018-19 Estimated			2019-20	2020-21	2021-22	Total Funding
			Actual						
1010	Measure "C"	\$ -	\$ -	\$ -	\$ -	\$ -	\$ -	\$ -	\$ -
2110	Local Transportation (Transit)	\$ 31,138	\$ 4,128	\$ -	\$ -	\$ -	\$ -	\$ -	\$ 35,266
2120	Gas Tax/Streets	\$ -	\$ -	\$ -	\$ -	\$ -	\$ -	\$ -	\$ -
2132	Federal HSIP	\$ -	\$ -	\$ -	\$ -	\$ -	\$ -	\$ -	\$ -
2133	State ATP	\$ 1,193,581	\$ 161,000	\$ -	\$ -	\$ -	\$ -	\$ -	\$ 1,354,581
2299	Utility Reimbursements/Grants Misc.	\$ -	\$ -	\$ -	\$ -	\$ -	\$ -	\$ -	\$ -
2520	DIF Signal	\$ -	\$ -	\$ -	\$ -	\$ -	\$ -	\$ -	\$ -
2551	DIF Drainage	\$ -	\$ -	\$ -	\$ -	\$ -	\$ -	\$ -	\$ -
<b>Annual Total</b>		<b>\$ 1,224,719</b>	<b>\$ 165,128</b>	<b>\$ -</b>	<b>\$ -</b>	<b>\$ -</b>	<b>\$ -</b>	<b>\$ -</b>	<b>\$ 1,389,847</b>

**TOWN OF PARADISE**  
**Fiscal Year 2019/20 Budget**  
**CAPITAL IMPROVEMENT PLAN**

**Project Name: Downtown Paradise Equal Mobility Project**  
**Project Number: 9379, ATPL 5425 (034)**

**Start Date: 07/2016**  
**Est. Completion Date: 06/2019**

**Project Description:** The proposed project will remove and replace outdated non-ADA compliant sidewalks and driveways in the downtown Paradise commercial core. The proposed project aims to increase mobility in the downtown by removing barriers and pedestrian hazards throughout the project area.

<b>Project Development Costs</b>									
<b>Code</b>	<b>Project Costs</b>	<b>Prior Years</b>	<b>2018-19 Estimated</b>				<b>Total Costs</b>		
			<b>Actual</b>	<b>2019-20</b>	<b>2020-21</b>	<b>2021-22</b>			
10	Preliminary Engineering	\$ -	\$ -	\$ -	\$ -	\$ -	\$ -	-	
11	Project Approval & Environmental Document	\$ 25,000	\$ -	\$ -	\$ -	\$ -	\$ -	25,000	
12	Plans, Specifications & Estimates	\$ 32,489	\$ -	\$ -	\$ -	\$ -	\$ -	32,489	
20	Right of Way & Utility Relocation	\$ 7,911	\$ -	\$ -	\$ -	\$ -	\$ -	7,911	
30	Construction Engineering	\$ -	\$ 14,670	\$ -	\$ -	\$ -	\$ -	14,670	
40	Construction	\$ 807	\$ 457,499	\$ -	\$ -	\$ -	\$ -	458,306	
50	Construction Contingency	\$ -	\$ -	\$ -	\$ -	\$ -	\$ -	-	
60	Non-Infrastructure Component	\$ -	\$ -	\$ -	\$ -	\$ -	\$ -	-	
<b>Annual Total</b>		<b>\$ 66,208</b>	<b>\$ 472,169</b>	<b>\$ -</b>	<b>\$ -</b>	<b>\$ -</b>	<b>\$ -</b>	<b>\$ 538,377</b>	

<b>Project Development Funding</b>									
<b>Code</b>	<b>Project Funding</b>	<b>Prior Years</b>	<b>2018-19 Estimated</b>				<b>Total Funding</b>		
			<b>Actual</b>	<b>2019-20</b>	<b>2020-21</b>	<b>2021-22</b>			
1010	Measure "C" (Potential)	\$ -	\$ -	\$ -	\$ -	\$ -	\$ -	\$ -	
2110	Local Transportation (Transit)	\$ 9,904	\$ 57,731	\$ -	\$ -	\$ -	\$ -	\$ 67,635	
2120	Gas Tax/Streets	\$ -	\$ -	\$ -	\$ -	\$ -	\$ -	\$ -	
2132	Federal HSIP	\$ -	\$ -	\$ -	\$ -	\$ -	\$ -	\$ -	
2133	State ATP	\$ 56,305	\$ 414,437	\$ -	\$ -	\$ -	\$ -	\$ 470,742	
2299	Utility Reimbursements/Grants Misc.	\$ -	\$ -	\$ -	\$ -	\$ -	\$ -	\$ -	
2520	DIF Signal	\$ -	\$ -	\$ -	\$ -	\$ -	\$ -	\$ -	
2551	DIF Drainage	\$ -	\$ -	\$ -	\$ -	\$ -	\$ -	\$ -	
<b>Annual Total</b>		<b>\$ 66,208</b>	<b>\$ 472,169</b>	<b>\$ -</b>	<b>\$ -</b>	<b>\$ -</b>	<b>\$ -</b>	<b>\$ 538,377</b>	

**TOWN OF PARADISE**  
**Fiscal Year 2019/20 Budget**  
**CAPITAL IMPROVEMENT PLAN**

**Project Name: Ponderosa Elementary Safe Routes to School Project**  
**Project Number: 9380, ATPL 5425 (033)**

**Start Date: 06/2016**  
**Est. Completion Date: 08/2021**

**Project Description:** The proposed project will add sidewalks, curbs and gutters along Pentz Road between 300' north of Wagstaff Road and tie in to existing sidewalks just north of Bille Road on both sides of the roadway. Class II Bicycle Lanes will be added to the existing roadway section to allow for bicyclists to use Pentz Road safely.

<b>Project Development Costs</b>									
<b>Code</b>	<b>Project Costs</b>	<b>Prior Years</b>	<b>2018-19 Estimated</b>				<b>Total Costs</b>		
			<b>Actual</b>	<b>2019-20</b>	<b>2020-21</b>	<b>2021-22</b>			
10	Preliminary Engineering	\$ -	\$ -	\$ -	\$ -	\$ -	\$ -	\$ -	
11	Project Approval & Environmental Document	\$ 62,741	\$ -	\$ -	\$ -	\$ -	\$ -	\$ 62,741	
12	Plans, Specifications & Estimates	\$ 119,508	\$ 900	\$ 30,000	\$ 24,000	\$ -	\$ -	\$ 174,408	
20	Right of Way & Utility Relocation	\$ 53,309	\$ 15,402	\$ -	\$ 20,000	\$ -	\$ -	\$ 88,711	
30	Construction Engineering	\$ -	\$ 269	\$ -	\$ 20,000	\$ 50,000	\$ -	\$ 70,269	
40	Construction	\$ -	\$ -	\$ -	\$ 300,000	\$ 813,000	\$ -	\$ 1,113,000	
50	Construction Contingency	\$ -	\$ -	\$ -	\$ -	\$ 176,000	\$ -	\$ 176,000	
60	Non-Infrastructure Component	\$ -	\$ -	\$ -	\$ 45,000	\$ 45,000	\$ -	\$ 90,000	
<b>Annual Total</b>		<b>\$ 235,558</b>	<b>\$ 16,571</b>	<b>\$ 30,000</b>	<b>\$ 409,000</b>	<b>\$ 1,084,000</b>	<b>\$ -</b>	<b>\$ 1,775,129</b>	

<b>Project Development Funding</b>									
<b>Code</b>	<b>Project Funding</b>	<b>Prior Years</b>	<b>2018-19 Estimated</b>				<b>Total Funding</b>		
			<b>Actual</b>	<b>2019-20</b>	<b>2020-21</b>	<b>2021-22</b>			
1010	Measure "C"	\$ -	\$ -	\$ -	\$ -	\$ -	\$ -	\$ -	
2110	Local Transportation (Transit)	\$ 27,842	\$ 1,851	\$ 3,600	\$ 49,080	\$ 130,080	\$ -	\$ 212,453	
2120	Gas Tax/Streets	\$ -	\$ -	\$ -	\$ -	\$ -	\$ -	\$ -	
2132	Federal HSIP	\$ -	\$ -	\$ -	\$ -	\$ -	\$ -	\$ -	
2133	State ATP	\$ 207,716	\$ 14,720	\$ 26,400	\$ 359,920	\$ 953,920	\$ -	\$ 1,562,675	
2299	Utility Reimbursements/Grants Misc.	\$ -	\$ -	\$ -	\$ -	\$ -	\$ -	\$ -	
2520	DIF Signal	\$ -	\$ -	\$ -	\$ -	\$ -	\$ -	\$ -	
2551	DIF Drainage	\$ -	\$ -	\$ -	\$ -	\$ -	\$ -	\$ -	
<b>Annual Total</b>		<b>\$ 235,558</b>	<b>\$ 16,571</b>	<b>\$ 30,000</b>	<b>\$ 409,000</b>	<b>\$ 1,084,000</b>	<b>\$ -</b>	<b>\$ 1,775,129</b>	

**TOWN OF PARADISE**  
**Fiscal Year 2019/20 Budget**  
**CAPITAL IMPROVEMENT PLAN**

**Project Name: Skyway at Black Olive Traffic Signal**  
**Project Number: 9382, HSIPL 5425 (035)**

**Start Date: 06/2016**  
**Est. Completion Date: 6/2021**

**Project Description:** The proposed project will install a four way traffic signal at the intersection of Skyway at Black Olive Drive.

<b>Project Development Costs</b>									
<b>Code</b>	<b>Project Costs</b>	<b>Prior Years</b>	<b>2018-19 Estimated</b>		<b>2019-20</b>	<b>2020-21</b>	<b>2021-22</b>		<b>Total Costs</b>
			<b>Actual</b>						
10	Preliminary Engineering	\$ 77,499	\$ 2,459	\$ -	\$ -	\$ -	\$ -	\$ -	\$ 79,957
11	Project Approval & Environmental Document	\$ -	\$ -	\$ -	\$ -	\$ -	\$ -	\$ -	\$ -
12	Plans, Specifications & Estimates	\$ -	\$ -	\$ -	\$ -	\$ -	\$ -	\$ -	\$ -
20	Right of Way & Utility Relocation	\$ -	\$ -	\$ 6,650	\$ -	\$ -	\$ -	\$ -	\$ 6,650
30	Construction Engineering	\$ -	\$ -	\$ 34,000	\$ -	\$ -	\$ -	\$ -	\$ 34,000
40	Construction	\$ -	\$ -	\$ 500,000	\$ -	\$ -	\$ -	\$ -	\$ 500,000
50	Construction Contingency	\$ -	\$ -	\$ -	\$ -	\$ -	\$ -	\$ -	\$ -
60	Non-Infrastructure Component	\$ -	\$ -	\$ -	\$ -	\$ -	\$ -	\$ -	\$ -
<b>Annual Total</b>		<b>\$ 77,499</b>	<b>\$ 2,459</b>	<b>\$ 540,650</b>	<b>\$ -</b>	<b>\$ -</b>	<b>\$ -</b>	<b>\$ -</b>	<b>\$ 620,607</b>

<b>Project Development Funding</b>									
<b>Code</b>	<b>Project Funding</b>	<b>Prior Years</b>	<b>2018-19 Estimated</b>		<b>2019-20</b>	<b>2020-21</b>	<b>2021-22</b>		<b>Total Funding</b>
			<b>Actual</b>						
1010	Measure "C"	\$ -	\$ -	\$ -	\$ -	\$ -	\$ -	\$ -	\$ -
2110	Local Transportation (Transit)	\$ 17,499	\$ 2,459	\$ 6,650	\$ -	\$ -	\$ -	\$ -	\$ 26,607
2120	Gas Tax/Streets	\$ -	\$ -	\$ -	\$ -	\$ -	\$ -	\$ -	\$ -
2132	Federal HSIP	\$ 60,000	\$ -	\$ 534,000	\$ -	\$ -	\$ -	\$ -	\$ 594,000
2133	State ATP	\$ -	\$ -	\$ -	\$ -	\$ -	\$ -	\$ -	\$ -
2299	Utility Reimbursements/Grants Misc.	\$ -	\$ -	\$ -	\$ -	\$ -	\$ -	\$ -	\$ -
2520	DIF Signal	\$ -	\$ -	\$ -	\$ -	\$ -	\$ -	\$ -	\$ -
2551	DIF Drainage	\$ -	\$ -	\$ -	\$ -	\$ -	\$ -	\$ -	\$ -
<b>Annual Total</b>		<b>\$ 77,499</b>	<b>\$ 2,459</b>	<b>\$ 540,650</b>	<b>\$ -</b>	<b>\$ -</b>	<b>\$ -</b>	<b>\$ -</b>	<b>\$ 620,607</b>

**TOWN OF PARADISE**  
**Fiscal Year 2019/20 Budget**  
**CAPITAL IMPROVEMENT PLAN**

**Project Name: Pearson Bike-Ped Improvements**  
**Project Number: 9383, CML 5425 (036)**

**Start Date: 05/2017**  
**Completion Date: 01/2018**

**Project Description:** The proposed project will construct sidewalks, curbs, gutters and bike lanes along the north side of Pearson Road between Black Olive Drive and Academy Drive

Project Development Costs										
Code	Project Costs	Prior Years	2018-19 Estimated					Total Costs		
			Actual	2019-20	2020-21	2021-22				
10	Preliminary Engineering	\$ 1,893	\$ -	\$ -	\$ -	\$ -	\$ -	\$ 1,893		
11	Project Approval & Environmental Document	\$ -	\$ -	\$ -	\$ -	\$ -	\$ -	\$ -		
12	Plans, Specifications & Estimates	\$ -	\$ -	\$ -	\$ -	\$ -	\$ -	\$ -		
20	Right of Way & Utility Relocation	\$ -	\$ -	\$ -	\$ -	\$ -	\$ -	\$ -		
30	Construction Engineering	\$ 12,995	\$ -	\$ -	\$ -	\$ -	\$ -	\$ 12,995		
40	Construction	\$ 639,801	\$ -	\$ -	\$ -	\$ -	\$ -	\$ 639,801		
50	Construction Contingency	\$ -	\$ -	\$ -	\$ -	\$ -	\$ -	\$ -		
60	Non-Infrastructure Component	\$ -	\$ -	\$ -	\$ -	\$ -	\$ -	\$ -		
<b>Annual Total</b>		<b>\$ 654,689</b>	<b>\$ -</b>	<b>\$ -</b>	<b>\$ -</b>	<b>\$ -</b>	<b>\$ -</b>	<b>\$ 654,689</b>		

Project Development Funding										
Code	Project Funding	Prior Years	2018-19 Estimated					Total Costs		
			Actual	2019-20	2020-21	2021-22				
1010	Measure "C"	\$ -	\$ -	\$ -	\$ -	\$ -	\$ -	\$ -		
2110	Local Transportation (Transit)	\$ 1,893	\$ -	\$ -	\$ -	\$ -	\$ -	\$ 1,893		
2112	Federal CMAQ	\$ 652,796	\$ -	\$ -	\$ -	\$ -	\$ -	\$ 652,796		
2120	Gas Tax/Streets	\$ -	\$ -	\$ -	\$ -	\$ -	\$ -	\$ -		
2133	State ATP	\$ -	\$ -	\$ -	\$ -	\$ -	\$ -	\$ -		
2299	Utility Reimbursements/Grants Misc.	\$ -	\$ -	\$ -	\$ -	\$ -	\$ -	\$ -		
2520	DIF Signal	\$ -	\$ -	\$ -	\$ -	\$ -	\$ -	\$ -		
2551	DIF Drainage	\$ -	\$ -	\$ -	\$ -	\$ -	\$ -	\$ -		
<b>Annual Total</b>		<b>\$ 654,689</b>	<b>\$ -</b>	<b>\$ -</b>	<b>\$ -</b>	<b>\$ -</b>	<b>\$ -</b>	<b>\$ 654,689</b>		

**TOWN OF PARADISE**  
**Fiscal Year 2019/20 Budget**  
**CAPITAL IMPROVEMENT PLAN**

**Project Name: Paradise SSAR**  
**Project Number: 9384, SSAR 5425 (037)**

**Start Date: 07/2017**  
**Est. Completion Date: 10/2018**

**Project Description:** Preparation of a Systemic Safety Analysis Report for severely underdeveloped two-lane roadways. Will study collision history, identify infrastructure needs for motorists, bicyclists and pedestrians.

<b>Project Development Costs</b>									
Code	Project Costs	Prior Years	2018-19 Estimated				Total Costs		
			Actual	2019-20	2020-21	2021-22			
10	Preliminary Engineering	\$ -	\$ -	\$ -	\$ -	\$ -	\$ -	\$ -	\$ -
11	Project Approval & Environmental Document	\$ -	\$ -	\$ -	\$ -	\$ -	\$ -	\$ -	\$ -
12	Plans, Specifications & Estimates	\$ -	\$ -	\$ -	\$ -	\$ -	\$ -	\$ -	\$ -
20	Right of Way & Utility Relocation	\$ -	\$ -	\$ -	\$ -	\$ -	\$ -	\$ -	\$ -
30	Construction Engineering	\$ -	\$ -	\$ -	\$ -	\$ -	\$ -	\$ -	\$ -
40	Construction	\$ -	\$ -	\$ -	\$ -	\$ -	\$ -	\$ -	\$ -
50	Construction Contingency	\$ -	\$ -	\$ -	\$ -	\$ -	\$ -	\$ -	\$ -
70	Report Preparation	\$ 144,103	\$ 74,726	\$ -	\$ -	\$ -	\$ -	\$ -	\$ 218,829
<b>Annual Total</b>		<b>\$ 144,103</b>	<b>\$ 74,726</b>	<b>\$ -</b>	<b>\$ -</b>	<b>\$ -</b>	<b>\$ -</b>	<b>\$ -</b>	<b>\$ 218,829</b>

<b>Project Development Funding</b>									
Code	Project Funding	Prior Years	2018-19 Estimated				Total Funding		
			Actual	2019-20	2020-21	2021-22			
1010	Measure "C"	\$ -	\$ -	\$ -	\$ -	\$ -	\$ -	\$ -	\$ -
2110	Local Transportation (Transit)	\$ 14,410	\$ 7,473	\$ -	\$ -	\$ -	\$ -	\$ -	\$ 21,883
2120	Gas Tax/Streets	\$ -	\$ -	\$ -	\$ -	\$ -	\$ -	\$ -	\$ -
2132	Federal SSARP	\$ 129,692	\$ 67,253	\$ -	\$ -	\$ -	\$ -	\$ -	\$ 196,946
2133	State ATP	\$ -	\$ -	\$ -	\$ -	\$ -	\$ -	\$ -	\$ -
2299	Utility Reimbursements/Grants Misc.	\$ -	\$ -	\$ -	\$ -	\$ -	\$ -	\$ -	\$ -
2520	DIF Signal	\$ -	\$ -	\$ -	\$ -	\$ -	\$ -	\$ -	\$ -
2551	DIF Drainage	\$ -	\$ -	\$ -	\$ -	\$ -	\$ -	\$ -	\$ -
<b>Annual Total</b>		<b>\$ 144,103</b>	<b>\$ 74,726</b>	<b>\$ -</b>	<b>\$ -</b>	<b>\$ -</b>	<b>\$ -</b>	<b>\$ -</b>	<b>\$ 218,829</b>

**TOWN OF PARADISE  
Fiscal Year 2019/20 Budget  
CAPITAL IMPROVEMENT PLAN**

**Project Name: Paradise Gap Closure Complex**  
**Project Number: 9385, CML 5425 (038)**

**Start Date: 06/2017**  
**Est. Completion Date: 12/2021**

**Project Description:** Infill of sidewalks, curbs, gutters and bike lanes/routes along Elliott, Birch, Fir, Foster and Black Olive Drive in commercial core. Funding is only secured for design and environmental as of June 2017.

**Project Development Costs**

Code	Project Costs	Prior Years	2018-19 Estimated				Total Costs
			Actual	2019-20	2020-21	2021-22	
10	Preliminary Engineering	\$ 270,313	\$ 40,123	\$ -	\$ -	\$ -	\$ 310,436
11	Project Approval & Environmental Document	\$ -	\$ -	\$ -	\$ -	\$ -	\$ -
12	Plans, Specifications & Estimates	\$ -	\$ -	\$ -	\$ -	\$ -	\$ -
20	Right of Way & Utility Relocation	\$ -	\$ -	\$ -	\$ -	\$ -	\$ -
30	Construction Engineering	\$ -	\$ -	\$ -	\$ 100,000	\$ 190,000	\$ 290,000
40	Construction	\$ -	\$ -	\$ -	\$ 1,000,000	\$ 3,367,000	\$ 4,367,000
50	Construction Contingency	\$ -	\$ -	\$ -	\$ -	\$ 438,000	\$ 438,000
60	Non-Infrastructure Component	\$ -	\$ -	\$ -	\$ -	\$ -	\$ -
<b>Annual Total</b>		<b>\$ 270,313</b>	<b>\$ 40,123</b>	<b>\$ -</b>	<b>\$ 1,100,000</b>	<b>\$ 3,995,000</b>	<b>\$ 5,405,436</b>

**Project Development Funding**

Code	Project Funding	Prior Years	2018-19 Estimated				Total Funding
			Actual	2019-20	2020-21	2021-22	
1010	Measure "C"	\$ -	\$ -	\$ -	\$ -	\$ -	\$ -
2110	Local Transportation (Transit)	\$ -	\$ 4,436	\$ -	\$ -	\$ -	\$ 4,436
2112	Federal CMAQ	\$ 270,312	\$ 35,687	\$ -	\$ 719,000	\$ -	\$ 1,025,000
2120	Gas Tax/Streets/SB1	\$ -	\$ -	\$ -	\$ -	\$ 589,000	\$ 589,000
2133	State ATP	\$ -	\$ -	\$ -	\$ 381,000	\$ 3,406,000	\$ 3,787,000
2520	DIF Signal	\$ -	\$ -	\$ -	\$ -	\$ -	\$ -
2551	DIF Drainage	\$ -	\$ -	\$ -	\$ -	\$ -	\$ -
<b>Annual Total</b>		<b>\$ 270,312</b>	<b>\$ 40,123</b>	<b>\$ -</b>	<b>\$ 1,100,000</b>	<b>\$ 3,995,000</b>	<b>\$ 5,405,436</b>

**TOWN OF PARADISE**  
**Fiscal Year 2019/20 Budget**  
**CAPITAL IMPROVEMENT PLAN**

**Project Name: Measure C Bille Rd Overlay**  
**Project Number: 9386**

**Start Date: 07/2017**  
**Completion Date: 08/2017**

**Project Description:** Overlay on Bille Road from Fern to Oliver.

<b>Project Development Costs</b>									
Code	Project Costs	Prior Years	2018-19 Estimated				2021-22	Total Costs	
			Actual	2019-20	2020-21				
10	Preliminary Engineering	\$ -	\$ -	\$ -	\$ -	\$ -	\$ -	\$ -	
11	Project Approval & Environmental Document	\$ -	\$ -	\$ -	\$ -	\$ -	\$ -	\$ -	
12	Plans, Specifications & Estimates	\$ -	\$ -	\$ -	\$ -	\$ -	\$ -	\$ -	
20	Right of Way & Utility Relocation	\$ -	\$ -	\$ -	\$ -	\$ -	\$ -	\$ -	
30	Construction Engineering	\$ -	\$ -	\$ -	\$ -	\$ -	\$ -	\$ -	
40	Construction	\$ 110,402	\$ -	\$ -	\$ -	\$ -	\$ -	\$ 110,402	
50	Construction Contingency	\$ -	\$ -	\$ -	\$ -	\$ -	\$ -	\$ -	
60	Non-Infrastructure Component	\$ -	\$ -	\$ -	\$ -	\$ -	\$ -	\$ -	
<b>Annual Total</b>		<b>\$ 110,402</b>	<b>\$ -</b>	<b>\$ -</b>	<b>\$ -</b>	<b>\$ -</b>	<b>\$ -</b>	<b>\$ 110,402</b>	

<b>Project Development Funding</b>									
Code	Project Funding	Prior Years	2018-19 Estimated				2021-22	Total Funding	
			Actual	2019-20	2020-21				
1010	Measure "C"	\$ 110,402	\$ -	\$ -	\$ -	\$ -	\$ -	\$ 110,402	
2110	Local Transportation (Transit)	\$ -	\$ -	\$ -	\$ -	\$ -	\$ -	\$ -	
2120	Gas Tax/Streets	\$ -	\$ -	\$ -	\$ -	\$ -	\$ -	\$ -	
2132	Federal CMAQ	\$ -	\$ -	\$ -	\$ -	\$ -	\$ -	\$ -	
2133	State ATP	\$ -	\$ -	\$ -	\$ -	\$ -	\$ -	\$ -	
2299	Utility Reimbursements/Grants Misc.	\$ -	\$ -	\$ -	\$ -	\$ -	\$ -	\$ -	
2520	DIF Signal	\$ -	\$ -	\$ -	\$ -	\$ -	\$ -	\$ -	
2551	DIF Drainage	\$ -	\$ -	\$ -	\$ -	\$ -	\$ -	\$ -	
<b>Annual Total</b>		<b>\$ 110,402</b>	<b>\$ -</b>	<b>\$ -</b>	<b>\$ -</b>	<b>\$ -</b>	<b>\$ -</b>	<b>\$ 110,402</b>	



**TOWN OF PARADISE**  
**Fiscal Year 2019/20 Budget**  
**CAPITAL IMPROVEMENT PLAN**

**Project Name: Paradise Pavement Management Program**  
**Project Number: 9387**

**Start Date: 08/2017**  
**Est. Completion Date: 08/2018**

**Project Description:** Preparation of comprehensive Pavement Management Program

Project Development Costs										
Code	Project Costs	Prior Years	2018-19 Estimated				2019-20	2020-21	2021-22	Total Costs
			Actual							
10	Preliminary Engineering	\$ -	\$ -	\$ -	\$ -	\$ -	\$ -	\$ -	\$ -	\$ -
11	Project Approval & Environmental Document	\$ -	\$ -	\$ -	\$ -	\$ -	\$ -	\$ -	\$ -	\$ -
12	Plans, Specifications & Estimates	\$ -	\$ -	\$ -	\$ -	\$ -	\$ -	\$ -	\$ -	\$ -
20	Right of Way & Utility Relocation	\$ -	\$ -	\$ -	\$ -	\$ -	\$ -	\$ -	\$ -	\$ -
30	Construction Engineering	\$ -	\$ -	\$ -	\$ -	\$ -	\$ -	\$ -	\$ -	\$ -
40	Construction	\$ -	\$ -	\$ -	\$ -	\$ -	\$ -	\$ -	\$ -	\$ -
50	Construction Contingency	\$ -	\$ -	\$ -	\$ -	\$ -	\$ -	\$ -	\$ -	\$ -
70	Report Preparation	\$ 58,810	\$ -	\$ -	\$ -	\$ -	\$ -	\$ -	\$ -	\$ 58,810
<b>Annual Total</b>		<b>\$ 58,810</b>	<b>\$ -</b>	<b>\$ -</b>	<b>\$ -</b>	<b>\$ -</b>	<b>\$ -</b>	<b>\$ -</b>	<b>\$ -</b>	<b>\$ 58,810</b>

Project Development Funding										
Code	Project Funding	Prior Years	2018-19 Estimated				2019-20	2020-21	2021-22	Total Funding
			Actual							
1010	Measure "C" (Potential)	\$ -	\$ -	\$ -	\$ -	\$ -	\$ -	\$ -	\$ -	\$ -
2110	Local Transportation (Transit)	\$ 58,810	\$ -	\$ -	\$ -	\$ -	\$ -	\$ -	\$ -	\$ 58,810
2120	Gas Tax/Streets	\$ -	\$ -	\$ -	\$ -	\$ -	\$ -	\$ -	\$ -	\$ -
2132	Federal HSIP	\$ -	\$ -	\$ -	\$ -	\$ -	\$ -	\$ -	\$ -	\$ -
2133	State ATP	\$ -	\$ -	\$ -	\$ -	\$ -	\$ -	\$ -	\$ -	\$ -
2299	Utility Reimbursements/Grants Misc.	\$ -	\$ -	\$ -	\$ -	\$ -	\$ -	\$ -	\$ -	\$ -
2520	DIF Signal	\$ -	\$ -	\$ -	\$ -	\$ -	\$ -	\$ -	\$ -	\$ -
2551	DIF Drainage	\$ -	\$ -	\$ -	\$ -	\$ -	\$ -	\$ -	\$ -	\$ -
<b>Annual Total</b>		<b>\$ 58,810</b>	<b>\$ -</b>	<b>\$ -</b>	<b>\$ -</b>	<b>\$ -</b>	<b>\$ -</b>	<b>\$ -</b>	<b>\$ -</b>	<b>\$ 58,810</b>

**TOWN OF PARADISE**  
**Fiscal Year 2019/20 Budget**  
**CAPITAL IMPROVEMENT PLAN**

**Project Name: Greenwood Drive FEMA 2017 Storm Repair**  
**Project Number: 9388**

**Start Date: 06/2017**  
**Completion Date: 08/2017**

**Project Description:** Repair Greenwood Drive February 2017 Storm Damage through FEMA reimbursements

Project Development Costs										
Code	Project Costs	Prior Years	2018-19 Estimated		2019-20	2020-21	2021-22	Total Costs		
			Actual							
10	Preliminary Engineering	\$ -	\$ -	\$ -	\$ -	\$ -	\$ -	\$ -	\$ -	\$ -
11	Project Approval & Environmental Document	\$ -	\$ -	\$ -	\$ -	\$ -	\$ -	\$ -	\$ -	\$ -
12	Plans, Specifications & Estimates	\$ -	\$ -	\$ -	\$ -	\$ -	\$ -	\$ -	\$ -	\$ -
20	Right of Way & Utility Relocation	\$ -	\$ -	\$ -	\$ -	\$ -	\$ -	\$ -	\$ -	\$ -
30	Construction Engineering	\$ -	\$ -	\$ -	\$ -	\$ -	\$ -	\$ -	\$ -	\$ -
40	Construction	\$ 103,961	\$ -	\$ -	\$ -	\$ -	\$ -	\$ -	\$ -	\$ 103,961
50	Construction Contingency	\$ -	\$ -	\$ -	\$ -	\$ -	\$ -	\$ -	\$ -	\$ -
70	Report Preparation	\$ -	\$ -	\$ -	\$ -	\$ -	\$ -	\$ -	\$ -	\$ -
<b>Annual Total</b>		<b>\$ 103,961</b>	<b>\$ -</b>	<b>\$ -</b>	<b>\$ -</b>	<b>\$ -</b>	<b>\$ -</b>	<b>\$ -</b>	<b>\$ -</b>	<b>\$ 103,961</b>

Project Development Funding										
Code	Project Funding	Prior Years	2018-19 Estimated		2019-20	2020-21	2021-22	Total Funding		
			Actual							
1010	Measure "C" (Potential)	\$ -	\$ -	\$ -	\$ -	\$ -	\$ -	\$ -	\$ -	\$ -
2110	Local Transportation (Transit)	\$ -	\$ -	\$ -	\$ -	\$ -	\$ -	\$ -	\$ -	\$ -
2120	Gas Tax/Streets	\$ 3,544	\$ -	\$ -	\$ -	\$ -	\$ -	\$ -	\$ -	\$ 3,544
2132	Federal HSIP	\$ -	\$ -	\$ -	\$ -	\$ -	\$ -	\$ -	\$ -	\$ -
2133	State ATP	\$ -	\$ -	\$ -	\$ -	\$ -	\$ -	\$ -	\$ -	\$ -
2135	FEMA Reimbursement	\$ 100,417	\$ -	\$ -	\$ -	\$ -	\$ -	\$ -	\$ -	\$ 100,417
2520	DIF Signal	\$ -	\$ -	\$ -	\$ -	\$ -	\$ -	\$ -	\$ -	\$ -
2551	DIF Drainage	\$ -	\$ -	\$ -	\$ -	\$ -	\$ -	\$ -	\$ -	\$ -
<b>Annual Total</b>		<b>\$ 103,961</b>	<b>\$ -</b>	<b>\$ -</b>	<b>\$ -</b>	<b>\$ -</b>	<b>\$ -</b>	<b>\$ -</b>	<b>\$ -</b>	<b>\$ 103,961</b>

**TOWN OF PARADISE**  
**Fiscal Year 2019/20 Budget**  
**CAPITAL IMPROVEMENT PLAN**

**Project Name: Pentz Pathway Project**  
**Project Number: 9389**

**Est. Start Date: 07/2020**  
**Est. Completion Date: 10/2024**

**Project Description:** Construct a grade separated, Class I, bike-ped facility along the west side of Pentz Road within the project limits. This project will tie into funded improvements between Bille Road and Wagstaff Road.

**Project Development Costs**

Code	Project Costs	Prior Years	2018-19 Estimated				Total Costs
			Actual	2019-20	2020-21	2021-22	
10	Preliminary Engineering	\$ -	\$ -	\$ -	\$ 375,000	\$ 375,000	\$ 750,000
11	Project Approval & Environmental Document	\$ -	\$ -	\$ -	\$ -	\$ -	\$ -
12	Plans, Specifications & Estimates	\$ -	\$ -	\$ -	\$ -	\$ -	\$ -
20	Right of Way & Utility Relocation	\$ -	\$ -	\$ -	\$ -	\$ -	\$ -
30	Construction Engineering	\$ -	\$ -	\$ -	\$ -	\$ -	\$ -
40	Construction	\$ -	\$ -	\$ -	\$ -	\$ -	\$ -
50	Construction Contingency	\$ -	\$ -	\$ -	\$ -	\$ -	\$ -
60	Non-Infrastructure Component	\$ -	\$ -	\$ -	\$ -	\$ -	\$ -
<b>Annual Total</b>		<b>\$ -</b>	<b>\$ -</b>	<b>\$ -</b>	<b>\$ 375,000</b>	<b>\$ 375,000</b>	<b>\$ 750,000</b>

**Project Development Funding**

Code	Project Funding	Prior Years	2018-19 Estimated				Total Funding
			Actual	2019-20	2020-21	2021-22	
1010	Measure "C"	\$ -	\$ -	\$ -	\$ -	\$ -	\$ -
2110	Local Transportation (Transit)	\$ -	\$ -	\$ -	\$ -	\$ -	\$ -
2112	Federal CMAQ	\$ -	\$ -	\$ -	\$ 375,000	\$ 375,000	\$ 750,000
2120	Gas Tax/Streets	\$ -	\$ -	\$ -	\$ -	\$ -	\$ -
2133	State ATP	\$ -	\$ -	\$ -	\$ -	\$ -	\$ -
2520	DIF Signal	\$ -	\$ -	\$ -	\$ -	\$ -	\$ -
2551	DIF Drainage	\$ -	\$ -	\$ -	\$ -	\$ -	\$ -
<b>Annual Total</b>		<b>\$ -</b>	<b>\$ -</b>	<b>\$ -</b>	<b>\$ 375,000</b>	<b>\$ 375,000</b>	<b>\$ 750,000</b>

**TOWN OF PARADISE  
Fiscal Year 2019/20 Budget  
CAPITAL IMPROVEMENT PLAN**

**Project Name: Skyway-Neal Bike-Ped Project**  
**Project Number: 9390**

**Est. Start Date: 07/2020**  
**Est. Completion Date: 10/2024**

**Project Description:** Along Neal Road, construct a grade separated, Class I, bike-ped facility along the west side of Neal Road within the project limits. This component will tie into project will tie into Butte County Class II Bike Lanes which terminate at Town Limits, bringing both novice and experienced bicyclists and pedestrians to existing the 5-mile Class I facility at the Neal/Skyway intersection. Along Skyway, infill all missing sidewalks to connect to area resources and government

**Project Development Costs**

Code	Project Costs	Prior Years	2018-19 Estimated				Total Costs
			Actual	2019-20	2020-21	2021-22	
10	Preliminary Engineering	\$ -	\$ -	\$ -	\$ 300,000	\$ 300,000	\$ 600,000
11	Project Approval & Environmental Document	\$ -	\$ -	\$ -	\$ -	\$ -	\$ -
12	Plans, Specifications & Estimates	\$ -	\$ -	\$ -	\$ -	\$ -	\$ -
20	Right of Way & Utility Relocation	\$ -	\$ -	\$ -	\$ -	\$ -	\$ -
30	Construction Engineering	\$ -	\$ -	\$ -	\$ -	\$ -	\$ -
40	Construction	\$ -	\$ -	\$ -	\$ -	\$ -	\$ -
50	Construction Contingency	\$ -	\$ -	\$ -	\$ -	\$ -	\$ -
60	Non-Infrastructure Component	\$ -	\$ -	\$ -	\$ -	\$ -	\$ -
<b>Annual Total</b>		<b>\$ -</b>	<b>\$ -</b>	<b>\$ -</b>	<b>\$ 300,000</b>	<b>\$ 300,000</b>	<b>\$ 600,000</b>

**Project Development Funding**

Code	Project Funding	Prior Years	2018-19 Estimated				Total Funding
			Actual	2019-20	2020-21	2021-22	
1010	Measure "C"	\$ -	\$ -	\$ -	\$ -	\$ -	\$ -
2110	Local Transportation (Transit)	\$ -	\$ -	\$ -	\$ -	\$ -	\$ -
2112	Federal CMAQ	\$ -	\$ -	\$ -	\$ 300,000	\$ 300,000	\$ 600,000
2120	Gas Tax/Streets	\$ -	\$ -	\$ -	\$ -	\$ -	\$ -
2133	State ATP	\$ -	\$ -	\$ -	\$ -	\$ -	\$ -
2520	DIF Signal	\$ -	\$ -	\$ -	\$ -	\$ -	\$ -
2551	DIF Drainage	\$ -	\$ -	\$ -	\$ -	\$ -	\$ -
<b>Annual Total</b>		<b>\$ -</b>	<b>\$ -</b>	<b>\$ -</b>	<b>\$ 300,000</b>	<b>\$ 300,000</b>	<b>\$ 600,000</b>

**TOWN OF PARADISE**  
**Fiscal Year 2019/20 Budget**  
**CAPITAL IMPROVEMENT PLAN**

**Project Name: Oliver Curve Pathway Project**  
**Project Number: 9391**

**Est. Start Date: 07/2020**  
**Est. Completion Date: 10/2024**

**Project Description:** Along Oliver Road, construct a grade separated, Class I, bike-ped facility along the west side of Oliver Road within the project limits. This project is a proactive safety effort to protect bicyclists and pedestrians along a heavily traveled corridor around a horizontal curve. In this location, the many daily bicyclists and pedestrians are forced to walk the edge line, causing vehicles to swerve into oncoming traffic.

**Project Development Costs**

Code	Project Costs	Prior Years	2018-19 Estimated				Total Costs
			Actual	2019-20	2020-21	2021-22	
10	Preliminary Engineering	\$ -	\$ -	\$ -	\$ 125,000	\$ 125,000	\$ 250,000
11	Project Approval & Environmental Document	\$ -	\$ -	\$ -	\$ -	\$ -	\$ -
12	Plans, Specifications & Estimates	\$ -	\$ -	\$ -	\$ -	\$ -	\$ -
20	Right of Way & Utility Relocation	\$ -	\$ -	\$ -	\$ -	\$ -	\$ -
30	Construction Engineering	\$ -	\$ -	\$ -	\$ -	\$ -	\$ -
40	Construction	\$ -	\$ -	\$ -	\$ -	\$ -	\$ -
50	Construction Contingency	\$ -	\$ -	\$ -	\$ -	\$ -	\$ -
60	Non-Infrastructure Component	\$ -	\$ -	\$ -	\$ -	\$ -	\$ -
<b>Annual Total</b>		<b>\$ -</b>	<b>\$ -</b>	<b>\$ -</b>	<b>\$ 125,000</b>	<b>\$ 125,000</b>	<b>\$ 250,000</b>

**Project Development Funding**

Code	Project Funding	Prior Years	2018-19 Estimated				Total Funding
			Actual	2019-20	2020-21	2021-22	
1010	Measure "C"	\$ -	\$ -	\$ -	\$ -	\$ -	\$ -
2110	Local Transportation (Transit)	\$ -	\$ -	\$ -	\$ -	\$ -	\$ -
2112	Federal CMAQ	\$ -	\$ -	\$ -	\$ 125,000	\$ 125,000	\$ 250,000
2120	Gas Tax/Streets	\$ -	\$ -	\$ -	\$ -	\$ -	\$ -
2133	State ATP	\$ -	\$ -	\$ -	\$ -	\$ -	\$ -
2520	DIF Signal	\$ -	\$ -	\$ -	\$ -	\$ -	\$ -
2551	DIF Drainage	\$ -	\$ -	\$ -	\$ -	\$ -	\$ -
<b>Annual Total</b>		<b>\$ -</b>	<b>\$ -</b>	<b>\$ -</b>	<b>\$ 125,000</b>	<b>\$ 125,000</b>	<b>\$ 250,000</b>

**TOWN OF PARADISE**  
**Fiscal Year 2019/20 Budget**  
**CAPITAL IMPROVEMENT PLAN**

**Project Name: Almond Underground Utility District 16-2**  
**Project Number: 9392**

**Est. Start Date: 12/1/2016**  
**Est. Completion Date: 12/1/2020**

**Project Description:** By resolution of the Town Council of the Town of Paradise, Underground Utility District 16-2 has been established. This project requires all overhead utility poles and utility lines to be installed in an underground joint utility trench. Poles are required to be removed prior to July 31, 2019. Funding for this effort (excepting easement acquisitions) are provided through PG&E Rule 20A Credits.

**Project Development Costs**

Code	Project Costs	Prior Years	2018-19 Estimated				Total Costs
			Actual	2019-20	2020-21	2021-22	
10	Preliminary Engineering	\$ -	\$ -	\$ -	\$ -	\$ -	\$ -
11	Project Approval & Environmental Document	\$ -	\$ -	\$ -	\$ -	\$ -	\$ -
12	Plans, Specifications & Estimates	\$ -	\$ -	\$ -	\$ -	\$ -	\$ -
20	Right of Way & Utility Relocation	\$ -	\$ 25,100	\$ 20,700	\$ -	\$ -	\$ 45,800
30	Construction Engineering	\$ -	\$ -	\$ -	\$ -	\$ -	\$ -
40	Construction	\$ -	\$ -	\$ -	\$ -	\$ -	\$ -
50	Construction Contingency	\$ -	\$ -	\$ -	\$ -	\$ -	\$ -
60	Non-Infrastructure Component	\$ -	\$ -	\$ -	\$ -	\$ -	\$ -
<b>Annual Total</b>		<b>\$ -</b>	<b>\$ 25,100</b>	<b>\$ 20,700</b>	<b>\$ -</b>	<b>\$ -</b>	<b>\$ 45,800</b>

**Project Development Funding**

Code	Project Funding	Prior Years	2018-19 Estimated				Total Funding
			Actual	2019-20	2020-21	2021-22	
1010	Measure "C"	\$ -	\$ -	\$ -	\$ -	\$ -	\$ -
2110	Local Transportation (Transit)	\$ -	\$ 25,100	\$ 20,700	\$ -	\$ -	\$ 45,800
2112	Federal CMAQ	\$ -	\$ -	\$ -	\$ -	\$ -	\$ -
2120	Gas Tax/Streets/SB-1	\$ -	\$ -	\$ -	\$ -	\$ -	\$ -
2133	State ATP	\$ -	\$ -	\$ -	\$ -	\$ -	\$ -
2520	DIF Signal	\$ -	\$ -	\$ -	\$ -	\$ -	\$ -
2551	DIF Drainage	\$ -	\$ -	\$ -	\$ -	\$ -	\$ -
<b>Annual Total</b>		<b>\$ -</b>	<b>\$ 25,100</b>	<b>\$ 20,700</b>	<b>\$ -</b>	<b>\$ -</b>	<b>\$ 45,800</b>

**TOWN OF PARADISE**  
**Fiscal Year 2019/20 Budget**  
**CAPITAL IMPROVEMENT PLAN**

**Project Name: Resiliency Permit & Housing Resource Center**  
**Project Number: 9393**

**Est. Start Date: 8/1/2019**  
**Est. Completion Date: 1/2020**

**Project Description:** Retrofit the former Bank of America building to accommodate the Resiliency Housing and Permit Resource Center.

**Project Development Costs**

Code	Project Costs	Prior Years	2018-19 Estimated				Total Costs
			Actual	2019-20	2020-21	2021-22	
10	Preliminary Engineering	\$ -	\$ -	\$ -	\$ -	\$ -	\$ -
11	Project Approval & Environmental Document	\$ -	\$ -	\$ -	\$ -	\$ -	\$ -
12	Plans, Specifications & Estimates	\$ -	\$ -	\$ -	\$ -	\$ -	\$ -
20	Right of Way & Utility Relocation	\$ -	\$ -	\$ -	\$ -	\$ -	\$ -
30	Construction Engineering	\$ -	\$ -	\$ -	\$ -	\$ -	\$ -
40	Construction	\$ -	\$ -	\$ 75,000	\$ -	\$ -	\$ 75,000
50	Construction Contingency	\$ -	\$ -	\$ -	\$ -	\$ -	\$ -
60	Non-Infrastructure Component	\$ -	\$ -	\$ 35,000	\$ -	\$ -	\$ 35,000
<b>Annual Total</b>		<b>\$ -</b>	<b>\$ -</b>	<b>\$ 110,000</b>	<b>\$ -</b>	<b>\$ -</b>	<b>\$ 110,000</b>

**Project Development Funding**

Code	Project Funding	Prior Years	2018-19 Estimated				Total Funding
			Actual	2019-20	2020-21	2021-22	
1010	General Fund	\$ -	\$ -	\$ -	\$ -	\$ -	\$ -
2110	Local Transportation (Transit)	\$ -	\$ -	\$ -	\$ -	\$ -	\$ -
2112	Federal CMAQ	\$ -	\$ -	\$ -	\$ -	\$ -	\$ -
2120	Gas Tax/Streets/SB-1	\$ -	\$ -	\$ -	\$ -	\$ -	\$ -
2133	State ATP	\$ -	\$ -	\$ -	\$ -	\$ -	\$ -
2520	DIF Signal	\$ -	\$ -	\$ -	\$ -	\$ -	\$ -
7815	Camp Fire Donations	\$ -	\$ -	\$ 110,000	\$ -	\$ -	\$ 110,000
<b>Annual Total</b>		<b>\$ -</b>	<b>\$ -</b>	<b>\$ 110,000</b>	<b>\$ -</b>	<b>\$ -</b>	<b>\$ 110,000</b>

**TOWN OF PARADISE  
Fiscal Year 2019/20 Budget  
CAPITAL IMPROVEMENT PLAN**

**Project Name: Downtown Sewer Environmental Study**  
**Project Number: 9394**

**Est. Start Date: 1/1/2020**  
**Est. Completion Date: 1/2022**

**Project Description:** The proposed project will study the environmental impacts of constructing a Sewer for the Paradise Downtown. It includes extensive public outreach and transition efforts to the preliminary engineering project phase.

**Project Development Costs**

Code	Project Costs	Prior Years	2018-19 Estimated				Total Costs
			Actual	2019-20	2020-21	2021-22	
10	Preliminary Engineering	\$ -	\$ -	\$ -	\$ -	\$ -	\$ -
11	Project Approval & Environmental Document	\$ -	\$ -	\$ -	\$ -	\$ -	\$ -
12	Plans, Specifications & Estimates	\$ -	\$ -	\$ -	\$ -	\$ -	\$ -
20	Right of Way & Utility Relocation	\$ -	\$ -	\$ -	\$ -	\$ -	\$ -
30	Construction Engineering	\$ -	\$ -	\$ -	\$ -	\$ -	\$ -
40	Construction	\$ -	\$ -	\$ -	\$ -	\$ -	\$ -
50	Construction Contingency	\$ -	\$ -	\$ -	\$ -	\$ -	\$ -
60	Non-Infrastructure Component	\$ -	\$ -	\$ 860,000	\$ -	\$ -	\$ 860,000
<b>Annual Total</b>		<b>\$ -</b>	<b>\$ -</b>	<b>\$ 860,000</b>	<b>\$ -</b>	<b>\$ -</b>	<b>\$ 860,000</b>

**Project Development Funding**

Code	Project Funding	Prior Years	2018-19 Estimated				Total Funding
			Actual	2019-20	2020-21	2021-22	
2090	Camp Fire Recovery	\$ -	\$ -	\$ -	\$ -	\$ -	\$ -
2110	Local Transportation (Transit)	\$ -	\$ -	\$ -	\$ -	\$ -	\$ -
2112	Federal CMAQ	\$ -	\$ -	\$ -	\$ -	\$ -	\$ -
2120	Gas Tax/Streets/SB-1	\$ -	\$ -	\$ -	\$ -	\$ -	\$ -
2133	State ATP	\$ -	\$ -	\$ -	\$ -	\$ -	\$ -
2299	Grants Misc One Time	\$ -	\$ -	\$ 860,000	\$ -	\$ -	\$ 860,000
2551	DIF Drainage	\$ -	\$ -	\$ -	\$ -	\$ -	\$ -
<b>Annual Total</b>		<b>\$ -</b>	<b>\$ -</b>	<b>\$ 860,000</b>	<b>\$ -</b>	<b>\$ -</b>	<b>\$ 860,000</b>



**TOWN OF PARADISE**  
**Fiscal Year 2019/20 Budget**  
**CAPITAL IMPROVEMENT PLAN**

**Project Name: Public Safety Radio System**  
**Project Number: 9395**

**Est. Start Date: 9/1/2019**  
**Est. Completion Date: 6/2020**

**Project Description:** The proposed project will replace the Public Safety Radio System made obsolete by the Camp Fire of November 2018. It will ensure that communication is possible between Town Departments and between mutual aid partners.

**Project Development Costs**

Code	Project Costs	Prior Years	2018-19 Estimated				Total Costs
			Actual	2019-20	2020-21	2021-22	
10	Preliminary Engineering	\$ -	\$ -	\$ -	\$ -	\$ -	\$ -
11	Project Approval & Environmental Document	\$ -	\$ -	\$ -	\$ -	\$ -	\$ -
12	Plans, Specifications & Estimates	\$ -	\$ -	\$ -	\$ -	\$ -	\$ -
20	Right of Way & Utility Relocation	\$ -	\$ -	\$ -	\$ -	\$ -	\$ -
30	Construction Engineering	\$ -	\$ -	\$ -	\$ -	\$ -	\$ -
40	Construction	\$ -	\$ -	\$ -	\$ -	\$ -	\$ -
50	Construction Contingency	\$ -	\$ -	\$ -	\$ -	\$ -	\$ -
60	Non-Infrastructure Component	\$ -	\$ -	\$ 1,439,200	\$ -	\$ -	\$ 1,439,200
<b>Annual Total</b>		<b>\$ -</b>	<b>\$ -</b>	<b>\$ 1,439,200</b>	<b>\$ -</b>	<b>\$ -</b>	<b>\$ 1,439,200</b>

**Project Development Funding**

Code	Project Funding	Prior Years	2018-19 Estimated				Total Funding
			Actual	2019-20	2020-21	2021-22	
2090	Camp Fire Recovery	\$ -	\$ -	\$ 1,439,200	\$ -	\$ -	\$ 1,439,200
2110	Local Transportation (Transit)	\$ -	\$ -	\$ -	\$ -	\$ -	\$ -
2112	Federal CMAQ	\$ -	\$ -	\$ -	\$ -	\$ -	\$ -
2120	Gas Tax/Streets/SB-1	\$ -	\$ -	\$ -	\$ -	\$ -	\$ -
2133	State ATP	\$ -	\$ -	\$ -	\$ -	\$ -	\$ -
2520	DIF Signal	\$ -	\$ -	\$ -	\$ -	\$ -	\$ -
9999	Unknown	\$ -	\$ -	\$ -	\$ -	\$ -	\$ -
<b>Annual Total</b>		<b>\$ -</b>	<b>\$ -</b>	<b>\$ 1,439,200</b>	<b>\$ -</b>	<b>\$ -</b>	<b>\$ 1,439,200</b>

**TOWN OF PARADISE  
RESOLUTION NO. 19-\_\_**

**A RESOLUTION OF THE TOWN COUNCIL OF THE TOWN OF PARADISE, CALIFORNIA,  
ADOPTING THE AMENDED SALARY PAY PLAN  
FOR TOWN OF PARADISE EMPLOYEES FOR THE FISCAL YEAR 2019-2020**

**WHEREAS**, the Town wishes to revise the salary pay plan; and

**WHEREAS**, the salary pay plan will incorporate all salary paid within the Town into one salary pay plan.

**NOW, THEREFORE** be it resolved by the Town Council of the Town of Paradise, that the Town of Paradise salary pay plan attached to this resolution is hereby adopted.

**PASSED AND ADOPTED** by the Town Council of the Town of Paradise this 23rd day of July, 2019, by the following vote:

**AYES:**

**NOES:**               None

**ABSENT:**           None

**NOT VOTING:**      None

\_\_\_\_\_  
Jody Jones, Mayor

**ATTEST:**

By: \_\_\_\_\_  
Dina Volenski, Town Clerk

**APPROVED AS TO FORM:**

\_\_\_\_\_  
Dwight L. Moore, Town Attorney

**TOWN OF PARADISE  
SALARY PAY PLAN FY 2019/20**

Head Count	Approve FTE's	Position Title	Hours/Week	A Step	B Step	C Step	D Step	E Step	F Step
<b>TOWN MANAGER/ TOWN CLERK</b>									
<b>1.00</b>	<b>1.00</b>	<b>ADMINISTRATIVE ANALYST I (TOWN CLERK)</b>							
		HOURLY	40	16.41	17.23	18.09	18.99	19.94	20.94
		BIWEEKLY		1,312.80	1,378.40	1,447.20	1,519.20	1,595.20	1,675.20
		MONTHLY		2,844.40	2,986.53	3,135.60	3,291.60	3,456.27	3,629.60
		ANNUAL		34,132.80	35,838.40	37,627.20	39,499.20	41,475.20	43,555.20
<b>1.00</b>	<b>1.00</b>	<b>ADMINISTRATIVE ANALYST II (BUSINESS &amp; HOUSING / TOWN MANAGER)</b>							
		HOURLY	40	20.01	21.01	22.06	23.16	24.32	25.54
		BIWEEKLY		1,600.80	1,680.80	1,764.80	1,852.80	1,945.60	2,043.20
		MONTHLY		3,468.40	3,641.73	3,823.73	4,014.40	4,215.47	4,426.93
		ANNUAL		41,620.80	43,700.80	45,884.80	48,172.80	50,585.60	53,123.20
<b>1.00</b>	<b>1.00</b>	<b>TOWN CLERK</b>							
		HOURLY	40	30.79	32.33	33.95	35.65	37.43	39.30
		BIWEEKLY		2,463.20	2,586.40	2,716.00	2,852.00	2,994.40	3,144.00
		MONTHLY		5,336.93	5,603.87	5,884.67	6,179.33	6,487.87	6,812.00
		ANNUAL		64,043.20	67,246.40	70,616.00	74,152.00	77,854.40	81,744.00
<b>1.00</b>	<b>1.00</b>	<b>DISASTER RECOVERY MANAGER</b>							
		HOURLY	40	36.19	38.00	39.90	41.90	44.00	46.20
		BIWEEKLY		2,895.20	3,040.00	3,192.00	3,352.00	3,520.00	3,696.00
		MONTHLY		6,272.93	6,586.67	6,916.00	7,262.67	7,626.67	8,008.00
		ANNUAL		75,275.20	79,040.00	82,992.00	87,152.00	91,520.00	96,096.00

**TOWN OF PARADISE  
SALARY PAY PLAN FY 2019/20**

Head Count	Approve FTE's	Position Title	Hours/Week	A Step	B Step	C Step	D Step	E Step	F Step
<b>1.00</b>	<b>1.00</b>	<b>TOWN MANAGER</b>							
		HOURLY	40	55.44	58.21	61.12	64.18	67.39	70.76
		BIWEEKLY		4,435.20	4,656.80	4,889.60	5,134.40	5,391.20	5,660.80
		MONTHLY		9,609.60	10,089.73	10,594.13	11,124.53	11,680.93	12,265.07
		ANNUAL		115,315.20	121,076.80	127,129.60	133,494.40	140,171.20	147,180.80

**ADMINISTRATIVE SERVICES (FINANCE, HR, IT, BHS)**

<b>1.00</b>	<b>1.00</b>	<b>HOUSING PROGRAM ANALYST</b>							
		HOURLY	40	15.62	16.40	17.22	18.08	18.98	19.93
		BIWEEKLY		1,124.64	1,180.80	1,239.84	1,301.76	1,366.56	1,434.96
		MONTHLY		2,436.72	2,558.40	2,686.32	2,820.48	2,960.88	3,109.08
		ANNUAL		29,240.64	30,700.80	32,235.84	33,845.76	35,530.56	37,308.96
<b>1.00</b>	<b>0.90</b>	<b>FINANCIAL SERVICES ANALYST</b>							
		HOURLY	36	16.81	17.65	18.53	19.46	20.43	21.45
		BIWEEKLY		1,210.32	1,270.80	1,334.16	1,401.12	1,470.96	1,544.40
		MONTHLY		2,622.36	2,753.40	2,890.68	3,035.76	3,187.08	3,346.20
		ANNUAL		31,468.32	33,040.80	34,688.16	36,429.12	38,244.96	40,154.40
<b>1.00</b>	<b>1.00</b>	<b>SENIOR ACCOUNTANT</b>							
		HOURLY	40	27.84	29.23	30.69	32.22	33.83	35.52
		BIWEEKLY		2,227.20	2,338.40	2,455.20	2,577.60	2,706.40	2,841.60
		MONTHLY		4,825.60	5,066.53	5,319.60	5,584.80	5,863.87	6,156.80
		ANNUAL		57,907.20	60,798.40	63,835.20	67,017.60	70,366.40	73,881.60
<b>1.00</b>	<b>1.00</b>	<b>HOUSING PROGRAM SUPERVISOR</b>							
		HOURLY	40	28.39	29.81	31.30	32.87	34.51	36.24
		BIWEEKLY		2,271.20	2,384.80	2,504.00	2,629.60	2,760.80	2,899.20
		MONTHLY		4,920.84	5,166.97	5,425.23	5,697.36	5,981.62	6,281.48
		ANNUAL		59,051.20	62,004.80	65,104.00	68,369.60	71,780.80	75,379.20

**TOWN OF PARADISE  
SALARY PAY PLAN FY 2019/20**

Head Count	Approve FTE's	Position Title	Hours/Week	A Step	B Step	C Step	D Step	E Step	F Step
<b>1.00</b>	<b>0.90</b>	<b>HUMAN RESOURCES &amp; RISK MANAGEMENT MANAGER</b>							
		HOURLY	36	28.64	30.07	31.57	33.15	34.81	36.55
		BIWEEKLY		2,062.08	2,165.04	2,273.04	2,386.80	2,506.32	2,631.60
		MONTHLY		4,467.84	4,690.92	4,924.92	5,171.40	5,430.36	5,701.80
		ANNUAL		53,614.08	56,291.04	59,099.04	62,056.80	65,164.32	68,421.60
<b>0.00</b>	<b>0.00</b>	<b>INFORMATION TECHNOLOGY MANAGER</b>							
		HOURLY	40	35.92	37.72	39.61	41.59	43.67	45.85
		BIWEEKLY		2,873.60	3,017.60	3,168.80	3,327.20	3,493.60	3,668.00
		MONTHLY		6,226.13	6,538.13	6,865.73	7,208.93	7,569.47	7,947.33
		ANNUAL		74,713.60	78,457.60	82,388.80	86,507.20	90,833.60	95,368.00
<b>1.00</b>	<b>1.00</b>	<b>ADMINISTRATIVE SERVICES/FINANCE DIRECTOR/TREASURER</b>							
		HOURLY	40	38.35	40.27	42.28	44.39	46.61	48.94
		BIWEEKLY		3,068.00	3,221.60	3,382.40	3,551.20	3,728.80	3,915.20
		MONTHLY		6,647.33	6,980.13	7,328.53	7,694.27	8,079.07	8,482.93
		ANNUAL		79,768.00	83,761.60	87,942.40	92,331.20	96,948.80	101,795.20

**POLICE ADMINISTRATION**

<b>1.00</b>	<b>0.90</b>	<b>ADMINISTRATIVE ASSISTANT III (P.D.)</b>							
		HOURLY	36	18.75	19.69	20.67	21.70	22.79	23.93
		BIWEEKLY		1,350.00	1,417.68	1,488.24	1,562.40	1,640.88	1,722.96
		MONTHLY		2,925.00	3,071.64	3,224.52	3,385.20	3,555.24	3,733.08
		ANNUAL		35,100.00	36,859.68	38,694.24	40,622.40	42,662.88	44,796.96

**TOWN OF PARADISE  
SALARY PAY PLAN FY 2019/20**

Head Count	Approve FTE's	Position Title	Hours/Week	A Step	B Step	C Step	D Step	E Step	F Step
<b>1.00</b>	<b>1.00</b>	<b>POLICE LIEUTENANT</b>							
		HOURLY	40	34.60	36.33	38.15	40.06	42.06	44.16
		BIWEEKLY		2,768.00	2,906.40	3,052.00	3,204.80	3,364.80	3,532.80
		MONTHLY		5,997.33	6,297.20	6,612.67	6,943.73	7,290.40	7,654.40
		ANNUAL		71,968.00	75,566.40	79,352.00	83,324.80	87,484.80	91,852.80
<b>1.00</b>	<b>1.00</b>	<b>POLICE CHIEF</b>							
		HOURLY	40	42.93	45.08	47.33	49.70	52.19	54.80
		BIWEEKLY		3,434.40	3,606.40	3,786.40	3,976.00	4,175.20	4,384.00
		MONTHLY		7,441.20	7,813.87	8,203.87	8,614.67	9,046.27	9,498.67
		ANNUAL		89,294.40	93,766.40	98,446.40	103,376.00	108,555.20	113,984.00

**POLICE OPERATIONS**

<b>0.00</b>	<b>0.00</b>	<b>POLICE OFFICER TRAINEE (Short Term Position)</b>							
		HOURLY	40	18.94	19.89	20.88	21.92	23.02	24.17
		BIWEEKLY		1,515.20	1,591.20	1,670.40	1,753.60	1,841.60	1,933.60
		MONTHLY		3,282.93	3,447.60	3,619.20	3,799.47	3,990.13	4,189.47
		ANNUAL		39,395.20	41,371.20	43,430.40	45,593.60	47,881.60	50,273.60
<b>1.00</b>	<b>1.00</b>	<b>COMMUNITY SERVICE OFFICER III</b>							
		HOURLY	40	18.59	19.52	20.50	21.53	22.61	23.74
		BIWEEKLY		1,487.20	1,561.60	1,640.00	1,722.40	1,808.80	1,899.20
		MONTHLY		3,222.27	3,383.47	3,553.33	3,731.87	3,919.07	4,114.93
		ANNUAL		38,667.20	40,601.60	42,640.00	44,782.40	47,028.80	49,379.20
<b>11.00</b>	<b>10.70</b>	<b>POLICE OFFICER</b>							
		HOURLY	40	27.06	28.41	29.83	31.32	32.89	34.53
		BIWEEKLY		2,164.80	2,272.80	2,386.40	2,505.60	2,631.20	2,762.40
		MONTHLY		4,690.40	4,924.40	5,170.53	5,428.80	5,700.93	5,985.20
		ANNUAL		56,284.80	59,092.80	62,046.40	65,145.60	68,411.20	71,822.40

**TOWN OF PARADISE  
SALARY PAY PLAN FY 2019/20**

Head Count	Approve FTE's	Position Title	Hours/Week	A Step	B Step	C Step	D Step	E Step	F Step
<b>4.00</b>	<b>4.00</b>	<b>POLICE SERGEANT</b>							
		HOURLY	40	31.89	33.48	35.15	36.91	38.76	40.70
		BIWEEKLY		2,551.20	2,678.40	2,812.00	2,952.80	3,100.80	3,256.00
		MONTHLY		5,527.60	5,803.20	6,092.67	6,397.73	6,718.40	7,054.67
		ANNUAL		66,331.20	69,638.40	73,112.00	76,772.80	80,620.80	84,656.00

**PUBLIC SAFETY COMMUNICATIONS**

<b>0.00</b>	<b>0.00</b>	<b>CRIMINAL RECORDS TECHNICIAN</b>							
		HOURLY	18	13.00	13.65	14.33	15.05	15.80	16.59
		BIWEEKLY		468.00	491.40	515.88	541.80	568.80	597.24
		MONTHLY		1,014.00	1,064.70	1,117.74	1,173.90	1,232.40	1,294.02
		ANNUAL		12,168.00	12,776.40	13,412.88	14,086.80	14,788.80	15,528.24
<b>1.00</b>	<b>0.19</b>	<b>PART TIME/HOURLY PUBLIC SAFETY DISPATCHER</b>							
		HOURLY		17.41	18.28	19.19	20.15	21.16	22.22
<b>3.00</b>	<b>2.42</b>	<b>PUBLIC SAFETY DISPATCHER</b>							
		HOURLY	40	20.02	21.02	22.07	23.17	24.33	25.55
		BIWEEKLY		1,601.60	1,681.60	1,765.60	1,853.60	1,946.40	2,044.00
		MONTHLY		3,470.13	3,643.47	3,825.47	4,016.13	4,217.20	4,428.67
		ANNUAL		41,641.60	43,721.60	45,905.60	48,193.60	50,606.40	53,144.00
<b>1.00</b>	<b>0.90</b>	<b>COMMUNITY SERVICE OFFICER III</b>							
		HOURLY	36	18.59	19.52	20.50	21.53	22.61	23.74
		BIWEEKLY		1,338.48	1,405.44	1,476.00	1,550.16	1,627.92	1,709.28
		MONTHLY		2,900.04	3,045.12	3,198.00	3,358.68	3,527.16	3,703.44
		ANNUAL		34,800.48	36,541.44	38,376.00	40,304.16	42,325.92	44,441.28

**TOWN OF PARADISE  
SALARY PAY PLAN FY 2019/20**

Head Count	Approve FTE's	Position Title	Hours/Week	A Step	B Step	C Step	D Step	E Step	F Step
<b>1.00</b>	<b>1.00</b>	<b>COMMUNICATION RECORDS SUPERVISOR</b>							
		HOURLY	40	25.53	26.81	28.15	29.56	31.04	32.59
		BIWEEKLY		2,042.40	2,144.80	2,252.00	2,364.80	2,483.20	2,607.20
		MONTHLY		4,425.20	4,647.07	4,879.33	5,123.73	5,380.27	5,648.93
		ANNUAL		53,102.40	55,764.80	58,552.00	61,484.80	64,563.20	67,787.20
<b>ANIMAL CONTROL</b>									
<b>0.00</b>	<b>0.00</b>	<b>P/T ANIMAL SHELTER ASSISTANT</b>							
		HOURLY	18	12.00	12.60	13.23	13.89	14.58	15.31
		BIWEEKLY		432.00	453.60	360.00	500.04	524.88	551.16
		MONTHLY		936.00	982.80	1,031.94	1,083.42	1,137.24	1,194.18
		ANNUAL		11,232.00	11,793.60	12,383.28	13,001.04	13,646.88	14,330.16
<b>1.00</b>	<b>0.75</b>	<b>OFFICE ASSISTANT III (ANIMAL CONTROL)</b>							
		HOURLY	30	13.43	14.10	14.81	15.55	16.33	17.15
		BIWEEKLY		805.80	846.00	888.60	933.00	979.80	1,029.00
		MONTHLY		1,745.90	1,833.00	1,925.30	2,021.50	2,122.90	2,229.50
		ANNUAL		20,950.80	21,996.00	23,103.60	24,258.00	25,474.80	26,754.00
<b>2.00</b>	<b>1.80</b>	<b>ANIMAL CONTROL OFFICER</b>							
		HOURLY	36	16.48	17.30	18.17	19.08	20.03	21.03
		BIWEEKLY		1,186.56	1,245.60	1,308.24	1,373.76	1,442.16	1,514.16
		MONTHLY		2,570.88	2,698.80	2,834.52	2,976.48	3,124.68	3,280.68
		ANNUAL		30,850.56	32,385.60	34,014.24	35,717.76	37,496.16	39,368.16
<b>1.00</b>	<b>1.00</b>	<b>ANIMAL CONTROL SUPERVISOR</b>							
		HOURLY	40	19.57	20.55	21.58	22.66	23.79	24.98
		BIWEEKLY		1,565.60	1,644.00	1,726.40	1,812.80	1,903.20	1,998.40
		MONTHLY		3,392.07	3,561.93	3,740.46	3,927.66	4,123.52	4,329.78
		ANNUAL		40,705.60	42,744.00	44,886.40	47,132.80	49,483.20	51,958.40



**TOWN OF PARADISE  
SALARY PAY PLAN FY 2019/20**

Head Count	Approve FTE's	Position Title	Hours/Week	A Step	B Step	C Step	D Step	E Step	F Step
------------	---------------	----------------	------------	--------	--------	--------	--------	--------	--------

**FIRE ADMINISTRATION**

<b>1.00</b>	<b>0.60</b>	<b>ADMINISTRATIVE ASSISTANT II (FIRE)</b>							
		HOURLY	24	15.99	16.79	17.63	18.51	19.44	20.41
		BIWEEKLY		767.52	805.92	846.24	888.48	933.12	979.68
		MONTHLY		1,662.96	1,746.16	1,833.52	1,925.04	2,021.76	2,122.64
		ANNUAL		19,955.52	20,953.92	22,002.24	23,100.48	24,261.12	25,471.68

**COMMUNITY DEVELOPMENT (PLANNING, CODE ENFORCEMENT & BUILDING SAFETY & WASTE WATER)**

<b>1.00</b>	<b>1.00</b>	<b>ENVIRONMENTAL TECHNICIAN</b>							
		HOURLY	40	13.72	14.41	15.13	15.89	16.68	17.51
		BIWEEKLY		1,097.60	1,152.80	1,210.40	1,271.20	1,334.40	1,400.80
		MONTHLY		2,378.09	2,497.69	2,622.48	2,754.21	2,891.14	3,035.01
		ANNUAL		28,537.60	29,972.80	31,470.40	33,051.20	34,694.40	36,420.80
<b>1.00</b>	<b>1.00</b>	<b>BUILDING / ONSITE PERMIT TECHNICIAN</b>							
		HOURLY	40	17.11	17.97	18.87	19.81	20.80	21.84
		BIWEEKLY		1,368.80	1,437.60	1,509.60	1,584.80	1,664.00	1,747.20
		MONTHLY		2,965.68	3,114.74	3,270.74	3,433.67	3,605.26	3,785.53
		ANNUAL		35,588.80	37,377.60	39,249.60	41,204.80	43,264.00	45,427.20
<b>1.00</b>	<b>1.00</b>	<b>ENVIRONMENTAL SERVICES SPECIALIST</b>							
		HOURLY	40	17.11	17.97	18.87	19.81	20.80	21.84
		BIWEEKLY		1,368.80	1,437.60	1,509.60	1,584.80	1,664.00	1,747.20
		MONTHLY		2,965.73	3,114.80	3,270.80	3,433.73	3,605.33	3,785.60
		ANNUAL		35,588.80	37,377.60	39,249.60	41,204.80	43,264.00	45,427.20

**TOWN OF PARADISE  
SALARY PAY PLAN FY 2019/20**

Head Count	Approve FTE's	Position Title	Hours/Week	A Step	B Step	C Step	D Step	E Step	F Step
<b>0.00</b>	<b>0.00</b>	<b>BUILDING/ONSITE INSPECTOR</b>							
		HOURLY	40	19.55	20.53	21.56	22.64	23.77	24.96
		BIWEEKLY		1,564.00	1,642.40	1,724.80	1,811.20	1,901.60	1,996.80
		MONTHLY		3,388.60	3,558.46	3,736.99	3,924.19	4,120.05	4,326.32
		ANNUAL		40,664.00	42,702.40	44,844.80	47,091.20	49,441.60	51,916.80
<b>1.00</b>	<b>1.00</b>	<b>FIRE PREVENTION INSPECTOR</b>							
		HOURLY	40	19.55	20.53	21.56	22.64	23.77	24.96
		BIWEEKLY		1,564.00	1,642.40	1,724.80	1,811.20	1,901.60	1,996.80
		MONTHLY		3,388.67	3,558.53	3,737.07	3,924.27	4,120.13	4,326.40
		ANNUAL		40,664.00	42,702.40	44,844.80	47,091.20	49,441.60	51,916.80
<b>1.00</b>	<b>1.00</b>	<b>CODE ENFORCEMENT OFFICER</b>							
		HOURLY	40	20.64	21.67	22.75	23.89	25.08	26.33
		BIWEEKLY		1,651.20	1,733.60	1,820.00	1,911.20	2,006.40	2,106.40
		MONTHLY		3,577.53	3,756.06	3,943.26	4,140.85	4,347.12	4,563.78
		ANNUAL		42,931.20	45,073.60	47,320.00	49,691.20	52,166.40	54,766.40
<b>1.00</b>	<b>1.00</b>	<b>ONSITE SANITARY OFFICIAL</b>							
		HOURLY	40	26.77	28.11	29.52	31.00	32.55	34.18
		BIWEEKLY		2,141.60	2,248.80	2,361.60	2,480.00	2,604.00	2,734.40
		MONTHLY		4,640.13	4,872.40	5,116.80	5,373.33	5,642.00	5,924.53
		ANNUAL		55,681.60	58,468.80	61,401.60	64,480.00	67,704.00	71,094.40
<b>1.00</b>	<b>1.00</b>	<b>COMMUNITY DEVELOPMENT MANAGER/ASST. PLANNER</b>							
		HOURLY	40	27.39	28.76	30.20	31.71	33.30	34.97
		BIWEEKLY		2,191.20	2,300.80	2,416.00	2,536.80	2,664.00	2,797.60
		MONTHLY		4,747.60	4,985.07	5,234.67	5,496.40	5,772.00	6,061.47
		ANNUAL		56,971.20	59,820.80	62,816.00	65,956.80	69,264.00	72,737.60

**TOWN OF PARADISE  
SALARY PAY PLAN FY 2019/20**

Head Count	Approve FTE's	Position Title	Hours/Week	A Step	B Step	C Step	D Step	E Step	F Step
<b>0.00</b>	<b>0.00</b>	<b>FIRE MARSHAL/BUILDING OFFICIAL</b>							
		HOURLY	40	34.96	36.71	38.55	40.48	42.50	44.63
		BIWEEKLY		2,796.80	2,936.80	3,084.00	3,238.40	3,400.00	3,570.40
		MONTHLY		6,059.73	6,363.07	6,682.00	7,016.53	7,366.67	7,735.87
		ANNUAL		72,716.80	76,356.80	80,184.00	84,198.40	88,400.00	92,830.40
<b>1.00</b>	<b>1.00</b>	<b>COMMUNITY DEVELOPMENT DIRECTOR</b>							
		HOURLY	40	38.35	40.27	42.28	44.39	46.61	48.94
		BIWEEKLY		3,068.00	3,221.60	3,382.40	3,551.20	3,728.80	3,915.20
		MONTHLY		6,647.33	6,980.13	7,328.53	7,694.27	8,079.07	8,482.93
		ANNUAL		79,768.00	83,761.60	87,942.40	92,331.20	96,948.80	101,795.20
<b>PUBLIC WORKS (ENGINEERING, STREETS AND FLEET MANAGEMENT)</b>									
<b>1.00</b>	<b>1.00</b>	<b>PUBLIC WORKS MAINTENANCE WORKER I</b>							
		HOURLY	40	15.66	16.44	17.26	18.12	19.03	19.98
		BIWEEKLY		1,252.80	1,315.20	1,380.80	1,449.60	1,522.40	1,598.40
		MONTHLY		2,714.40	2,849.60	2,991.73	3,140.80	3,298.53	3,463.20
		ANNUAL		32,572.80	34,195.20	35,900.80	37,689.60	39,582.40	41,558.40
<b>3.00</b>	<b>3.00</b>	<b>PUBLIC WORKS MAINTENANCE WORKER II</b>							
		HOURLY	40	16.40	17.22	18.08	18.98	19.93	20.93
		BIWEEKLY		1,312.00	1,377.60	1,446.40	1,518.40	1,594.40	1,674.40
		MONTHLY		2,842.67	2,984.80	3,133.87	3,289.87	3,454.53	3,627.87
		ANNUAL		34,112.00	35,817.60	37,606.40	39,478.40	41,454.40	43,534.40
<b>1.00</b>	<b>1.00</b>	<b>CONSTRUCTION INSPECTOR</b>							
		HOURLY	40	17.30	18.17	19.08	20.03	21.03	22.08
		BIWEEKLY		1,384.00	1,453.60	1,526.40	1,602.40	1,682.40	1,766.40
		MONTHLY		2,998.67	3,149.47	3,307.20	3,471.87	3,645.20	3,827.20
		ANNUAL		35,984.00	37,793.60	39,686.40	41,662.40	43,742.40	45,926.40

**TOWN OF PARADISE  
SALARY PAY PLAN FY 2019/20**

Head Count	Approve FTE's	Position Title	Hours/Week	A Step	B Step	C Step	D Step	E Step	F Step
<b>1.00</b>	<b>1.00</b>	<b>PUBLIC WORKS MAINTENANCE WORKER III</b>							
		HOURLY	40	17.97	18.87	19.81	20.80	21.84	22.93
		BIWEEKLY		1,437.60	1,509.60	1,584.80	1,664.00	1,747.20	1,834.40
		MONTHLY		3,114.80	3,270.80	3,433.73	3,605.33	3,785.60	3,974.53
		ANNUAL		37,377.60	39,249.60	41,204.80	43,264.00	45,427.20	47,694.40
<b>1.00</b>	<b>1.00</b>	<b>FLEET MAINTENANCE SHOP FOREMAN</b>							
		HOURLY	40	25.49	26.76	28.10	29.51	30.99	32.54
		BIWEEKLY		2,039.20	2,140.80	2,248.00	2,360.80	2,479.20	2,603.20
		MONTHLY		4,418.27	4,638.40	4,870.67	5,115.07	5,371.60	5,640.27
		ANNUAL		53,019.20	55,660.80	58,448.00	61,380.80	64,459.20	67,683.20
<b>1.00</b>	<b>1.00</b>	<b>PUBLIC WORKS MANAGER</b>							
		HOURLY	40	29.31	30.78	32.32	33.94	35.64	37.42
		BIWEEKLY		2,344.80	2,462.40	2,585.60	2,715.20	2,851.20	2,993.60
		MONTHLY		5,080.40	5,335.20	5,602.13	5,882.93	6,177.60	6,486.13
		ANNUAL		60,964.80	64,022.40	67,225.60	70,595.20	74,131.20	77,833.60
<b>1.00</b>	<b>1.00</b>	<b>PUBLIC WORKS DIRECTOR/TOWN ENGINEER</b>							
		HOURLY	40	38.35	40.27	42.28	44.39	46.61	48.94
		BIWEEKLY		3,068.00	3,221.60	3,382.40	3,551.20	3,728.80	3,915.20
		MONTHLY		6,647.33	6,980.13	7,328.53	7,694.27	8,079.07	8,482.93
		ANNUAL		79,768.00	83,761.60	87,942.40	92,331.20	96,948.80	101,795.20

**HC 58.00 | 55.06 FTE's**

HC= Head Count / actual number of employees

FTE's = Full-time equivalent employees

**SUCCESSOR AGENCY TO THE PARADISE REDEVELOPMENT AGENCY  
RESOLUTION NO. 19-\_\_**

**A RESOLUTION OF THE SUCCESSOR AGENCY TO THE PARADISE REDEVELOPMENT AGENCY  
ADOPTING THE FISCAL YEAR 2019/2020  
SUCCESSOR AGENCY TO THE PARADISE REDEVELOPMENT AGENCY BUDGETS**

**WHEREAS**, the Successor Agency to the Paradise Redevelopment Agency Board of Directors has reviewed the proposed Preliminary 2019/20 Budget recommendations that were presented for the Town of Paradise as Successor Redevelopment Agency Fund and the Redevelopment Obligation Retirement Fund at the Budget Meeting on July 23, 2019;

**NOW, THEREFORE, BE IT RESOLVED** that the Successor Agency to the Paradise Redevelopment Agency Board of Directors after this review has determined the Budget appropriations for the above listed funds as identified in the FY 2019/20 adopted Budget contingent upon review and approval of the Oversight Board to the Successor Agency to the Paradise Redevelopment Agency.

**PASSED AND ADOPTED** by the Successor Agency to the Paradise Redevelopment Agency this 23rd day of July, 2019, by the following vote:

**AYES:**

**NOES:**                   None

**ABSENT:**               None

**NOT VOTING:**       None

\_\_\_\_\_  
**Jody Jones, Chair**

**ATTEST:**

By:

\_\_\_\_\_  
**Dina Volenski, Agency Secretary**

**APPROVED AS TO FORM:**

\_\_\_\_\_  
**Dwight L. Moore, Agency Counsel**

**TOWN OF PARADISE**  
**Fiscal Year 2019/20 Budget**

Account Number	Description	2018 Actual Amount	2019 Amended Budget	2019 Estimated Amount	2020 Department Requested	2020 Manager Recommend	2020 Town Council Adopted
<b>Fund:</b> 7650 - TOP as Successor RDA							
<b>Department:</b> 60 - RDA							
<b>Program:</b> 4975 - Successor RDANH Operations							
<b>Expenditures</b>							
	5100 Personnel Services	8,312	6,151	1,800	-	-	-
	5200 Supplies and Services	3,310	3,320	3,300	3,300	3,300	3,300
	5300 Capital Outlay	-	-	-	-	-	-
	5500 Debt Service	414,014	422,694	319,694	314,557	314,557	314,557
Total Expenditures		425,636	432,165	324,794	317,857	317,857	317,857
<b>Revenues</b>							
	Service Fees	-	-	-	-	-	-
	Fines and Forfeitures	-	-	-	-	-	-
	Other	4,381	4,000	10,312	8,000	8,000	8,000
Total Revenues		4,381	4,000	10,312	8,000	8,000	8,000
Net Income		(421,255)	(428,165)	(314,482)	(309,857)	(309,857)	(309,857)
Transfers In		448,087	484,827	473,142	474,926	474,926	474,926
Transfers (Out)		(10,194)	(8,765)	-	(16,200)	(16,200)	(16,200)
Ending Fund Balance		(6,617,378)	(6,569,481)	(6,458,718)	(6,309,849)	(6,309,849)	(6,309,849)

**TOWN OF PARADISE**  
**Fiscal Year 2019/20 Budget**

Account Number	Description	2018 Actual Amount	2019 Amended Budget	2019 Estimated Amount	2020		
					Department Requested	2020 Manager Recommend	2020 Town Council Adopted
<b>Fund: 7650 - TOP as Successor RDA</b>							
REVENUES							
<b>Department: 60 - RDA</b>							
<b>Program: 4975 - Successor RDANH Operations</b>							
3610.100	Interest Revenue Investments	4,381	4,000	10,312	8,000	8,000	8,000
3910.924	Transfers In From RDA Obligation Retirement	448,087	484,827	473,142	474,926	474,926	474,926
REVENUES Total		452,468	488,827	483,454	482,926	482,926	482,926
EXPENSES							
<b>Department: 60 - RDA</b>							
<b>Program: 4975 - Successor RDANH Operations</b>							
5101	Salaries - Permanent	5,754	4,169	(795)	-	-	-
5105	Salaries - Overtime/FLSA	-	-	244	-	-	-
5106.100	Incentives & Admin Leave Administrative Leave	319	240	247	-	-	-
5107	Car Allowance/Mileage	121	94	97	-	-	-
5111	Medicare	91	65	70	-	-	-
5112.101	Retirement Contribution PERS	1,382	1,196	1,935	-	-	-
5113	Worker's Compensation	78	53	54	-	-	-
5114.101	Health Insurance Medical	366	291	498	-	-	-
5114.102	Health Insurance Dental	113	-	-	-	-	-
5114.103	Health Insurance Vision	10	-	-	-	-	-
5116.101	Life and Disability Insurance Life & Disab.	21	43	59	-	-	-
5116.102	Life and Disability Insurance Long Term/Short Term Disability	56	-	-	-	-	-
5199.130	Other Payroll Expenses Interfund Payroll Transfers	-	-	(609)	-	-	-
5213.100	Professional/Contract Services General	3,300	3,300	3,300	3,300	3,300	3,300
5225	Bank Fees and Charges	10	20	-	-	-	-
5500	Bond Payments - Fiscal Agent	6,000	4,000	6,000	6,000	6,000	6,000
5501	Debt Service Payment - Principal	90,000	105,000	-	-	-	-
5502	Debt Service Payment - Interest	318,014	313,694	313,694	308,557	308,557	308,557
5910.010	Transfers Out To General Fund	10,194	8,765	-	16,200	16,200	16,200
EXPENSES Total		435,830	440,930	324,794	334,057	334,057	334,057
<b>Fund Total: 7650 - TOP as Successor RDA</b>		16,638	47,897	158,660	148,869	148,869	148,869
ENDING FUND BALANCE		(6,617,378)	(6,569,481)	(6,458,718)	(6,309,849)	(6,309,849)	(6,309,849)



# Town of Paradise

Budget Transactions Report  
Budget Year of 2019/20

G/L Account	Transaction	Number of Units	Cost per Unit	Total Amount
<b>EXPENSES</b>				
Fund	<b>7650 - TOP as Successor RDA</b>			
Department	<b>60 - RDA</b>			
Program	<b>4975 - Successor RDANH Operations</b>			
Account	<b>5213.100 - Professional/Contract Services General</b>			
7650.60.4975.5213.100	Willdan Continuing Disclosure Fees	1.0000	3,300.00	3,300.00
		Transactions	1	<u>\$3,300.00</u>
		Account <b>5213.100 - Professional/Contract Services General</b> Totals		
Account	<b>5225 - Bank Fees and Charges</b>			
7650.60.4975.5225	Bank Fees	1.0000	20.00	20.00
		Transactions	1	<u>\$20.00</u>
		Account <b>5225 - Bank Fees and Charges</b> Totals		
Account	<b>5500 - Bond Payments - Fiscal Agent</b>			
7650.60.4975.5500	Wells Fargo 2009 Trustee Fees	1.0000	2,000.00	2,000.00
7650.60.4975.5500	Wells Fargo 2016 Trustee Fees	1.0000	4,000.00	4,000.00
		Transactions	2	<u>\$6,000.00</u>
		Account <b>5500 - Bond Payments - Fiscal Agent</b> Totals		
Account	<b>5502 - Debt Service Payment - Interest</b>			
7650.60.4975.5502	2009 Tax Allocation Bond	1.0000	251,127.50	251,127.50
7650.60.4975.5502	2016 Tax Allocation Bond	1.0000	57,428.76	57,428.76
		Transactions	2	<u>\$308,556.26</u>
		Account <b>5502 - Debt Service Payment - Interest</b> Totals		
Account	<b>5910.010 - Transfers Out To General Fund</b>			
7650.60.4975.5910.010	Legal Services & Central Service Costs	1.0000	16,200.00	16,200.00
		Transactions	1	<u>\$16,200.00</u>
		Account <b>5910.010 - Transfers Out To General Fund</b> Totals		