

# WILDFIRE PREPARED

— A PROGRAM OF IBHS —



## HOMEOWNER GUIDE

[WildfirePrepared.org](http://WildfirePrepared.org)

## Overview

Wildfire Prepared Home™ was developed to help you protect your home from wildfire. The requirements described here are based on years of scientific research by the Insurance Institute for Business & Home Safety (IBHS). Our science has demonstrated that, when applied together, these specific actions reduce the wildfire risk to your home and property. **All the requirements below must be met for your home to qualify.** Once all actions are completed, you can then apply for a designation.

While designations are currently only available for single-family homes of three stories or less in California, the requirements described below **are recommended for all homes to reduce wildfire risk.** Eligibility for designation may be extended to other building types and locations in future versions of this standard.

Importantly, to ensure better protection against wildfire, the requirements of this standard are stringent. Therefore, it is not easy to earn a designation, and some homeowners may have to work with neighbor(s) to meet the requirements. Homeowners who do achieve a designation will reduce their risk and have better peace of mind when wildfire threatens.

## Available Designations

There are two Wildfire Prepared Home designations:

- Wildfire Prepared Home™
- Wildfire Prepared Home Plus™

To achieve a designation, a home must meet **all requirements** listed for the designation level being sought, which will be verified by an authorized third-party and reviewed by IBHS.

## Designation Maintenance & Renewal

- Once achieved, the designation is valid for 3 years.
- An annual landscape review is also required and will incur a nominal fee. These reviews confirm the monthly maintenance necessary to keep your property in compliance with the standard is being done.

After 3 years, the designation is renewable with a full re-designation verifying continued compliance with the standard.



## Wildfire Prepared Home™ Designation

The requirements for this designation address the roof, specific features of the building, and defensible space. All listed requirements must be met, verified through an inspection associated with the Wildfire Prepared Home program, and maintained to achieve this designation.

### Eligibility

- Home must be located in California.**
- Home must be a single-family detached home of three stories or less.**

Manufactured homes, townhomes, multifamily housing, and nonresidential buildings are not currently eligible for designation.

### Roofs


- Roof must be Class A fire-resistant rated.**

Most roof covers are Class A, including but not limited to the following:

- Asphalt shingles
- Concrete, brick, or masonry tiles with bird stops to reduce debris accumulation
- Metal shingles or sheets

Wood shake shingles are not Class A fire-resistant rated. Homes with this type of roof do not qualify.

**What are bird stops?** Bird stops seal the open edges of the roof covering to keep fuel sources (such as bird nests and wind-blown debris) and embers from getting underneath the roof covering. These can be purchased from a roofing supply store or you can use a mortar mix to plug the ends, which is the best option for openings at the ridge of the roof.



- Roof must be kept clear of debris.**

**Why?** The roof is a large surface where debris can easily build up and be ignited by burning embers that are carried in the wind during a wildfire.

- Gutters and downspouts must be made of a noncombustible material such as metal.**
- Gutters and downspouts must be kept clear of debris, such as leaves and pine needles.**

### Building Features

#### Vents

Vents must meet the following requirements:

- All vents must be either (1) corrosion-resistant and ember- and fire-resistant; OR (2) noncombustible and covered with 1/8-inch or finer metal mesh.**
- Dryer vents must not have mesh (due to their design and function) and must have a louver or flap.**


Exception: Plumbing vents are excluded from these requirements.

**Why?** Burning embers can enter your home through vents and start fire inside the house. Vents that meet the requirements above can better prevent ember entry.

**Where are my vents?** Vents include any opening intended to permit ventilation. Common locations include enclosed attics, gable ends, ridge vents, off ridge vents, turbine vents, exhaust fan vents, enclosed eave soffit spaces, enclosed rafter spaces formed where ceilings are applied directly to the underside of roof rafters, foundations, crawl spaces, and under eaves and cornices.

### Tips


- (1) Mesh can be placed on the inside or outside of the vent.
- (2) You can use a golf tee to test whether the mesh is the correct size of 1/8 inch or finer. If the tee does not fit through the mesh openings, it meets the Wildfire Prepared Home requirement.



### Ground Clearance for Exterior Walls Covering/Cladding

- All exterior walls must have a minimum of 6 vertical inches (measured from the ground up) of noncombustible material such as brick, stone, or concrete.**

**Why?** Embers can accumulate at the base of exterior walls and make direct contact with your home, potentially damaging or igniting your home.



### Defensible Space

**What is defensible space?** This refers to the area around your home that can be designed and maintained to eliminate fuels and act as a buffer to help lower the chance fire will spread to your home.

#### Decks or Covered Porches

Decks or covered porches must meet all the following requirements through monthly maintenance:

- Must be clear of debris.**
- Must have no trees or shrubs.** Up to 10 potted plants, each with a maximum height and width of 36 inches, including the planter, are permitted.

- Must have only noncombustible or ignition-resistant items (such as cast aluminum furniture) on top of the deck or porch.** A

small number of combustible items that can be easily removed and stored when necessary, such as chair cushions, door mats, etc., are permitted.



- Must have no vegetation of any kind (including grass and weeds) underneath.** Noncombustible materials like concrete, gravel, or dirt are permitted.

- Must have nothing stored underneath.**

- Must have 5 feet of defensible space** (as part of the 5-foot *Home Ignition Zone* required for the home, described below).

*Additionally, for decks or porches 4 feet or less above the ground* (when measured at its greatest height from the walking surface to the ground) must also meet the following additional requirements:

- The area under the deck must be enclosed** to reduce the accumulation of debris using one of the following methods:



- Install noncombustible, corrosion-resistant 1/8 inch or finer mesh around the outer edge of the deck from the walking surface to the ground to prevent ember intrusion. If a material such as lattice is installed over the mesh, it must also be noncombustible.
  - Fully enclose with a noncombustible wall covering/cladding.

*For decks with an additional structure (like a pergola or gazebo), the following requirements must be met:*

- Only metal pergolas are allowed on decks.**
- Must have no solid cover (noncombustible slats that cover no more than 10% total of the surface area where a roof cover would be is acceptable).**
- Must have no vegetation and no curtains/drapes/screens.**

*Detached decks*

- Must meet the same requirements as attached decks.**

### *Home Ignition Zone – The First 5 Feet Around the Home*

The Home Ignition Zone (HIZ) is one of the most critical aspects of wildfire mitigation and includes the area starting from the edge of the exterior walls to a distance of 5 feet from the building footprint. Note that when decks and/or covered porches are present, the HIZ must extend around them.



The HIZ must meet and maintain monthly all the following conditions:

- Ground cover must be noncombustible and kept free of debris.** (Noncombustible hardscape such as gravel or paving stones is recommended. Bare soil is also acceptable.)
- No vegetation (trees, shrubs, bushes, plants, grass, weeds, etc.) should exist within or overhang the HIZ.** Any overhanging limbs or branches from nearby trees and bushes must be trimmed back to be outside the HIZ.
- No combustible items (furniture, firewood, trash cans, etc.) should be stored in the HIZ.**
- No boats, RVs, or other vehicles should be parked in the HIZ.**



### *Landscaping in the Remainder of the Parcel*

The remainder of the property beyond the 5-foot HIZ must have defensible space that is regularly maintained. Defensible space separates fuels to reduce flame intensity near a home. This includes:

- Routinely removing fallen pine needles, leaves, and other debris from trees accumulated in the yard.**
- Regularly caring for trees, shrubs, bushes, plants, and grass.**
  - Trees should be pruned to have a canopy-to-canopy distance of at least 10 feet. Tree limbs and branches should be pruned to a minimum height of 6 feet off the ground if the trunk is at least 4 inches in diameter.
  - Shrubs and bushes should be spaced at a distance of at least twice the height of the bush or shrub. Rows of shrubs or bushes can lead to fire spread and are not allowed.
- Routinely removing dead vegetation.**

## Fences

- Fencing within 5 feet of the home, including where fences attach to the home, must be constructed of a noncombustible material (such as metal).**

**Why?** Even if most of your fencing is farther than 5 feet from your home, combustible fences can ignite and act like a wick leading fire straight to your home. To help prevent this, it is critical that fencing near or attached to your home is noncombustible.



## Accessory Structures & Outbuildings

**For unattached accessory structures and outbuildings that are within 30 feet of the home and that have a footprint greater than or equal to 15 square feet (such as sheds, gazebos, accessory dwelling units (ADUs), open covered structures with a solid roof, dog houses, playhouses, etc.):**

- No more than 3 total of these structures are allowed within 30 feet of the home.**
- Each structure must meet the same wildfire resilience requirements as the home structure.**
- Each structure must have its own 5 feet of defensible space (as prescribed under Home Ignition Zone) that does not overlap the 5-foot HIZ required for the home, decks, or other structures within 30 feet of the home.**
- ADUs attached to the primary home must meet the same Wildfire Prepared Home requirements as the primary home.**

## Wildfire Prepared Home Plus™ Designation

The Wildfire Prepared Home Plus designation is available to homes that meet all the requirements listed for the Wildfire Prepared Home designation above **plus** all the following additional requirements below. (The exception is for *Accessory Structures & Outbuildings* where requirements for Wildfire Prepared Home Plus are more restrictive.) As with Wildfire Prepared Home, additional requirements must be verified through an inspection associated with the Wildfire Prepared Home program.

### Gutters & Downspouts

- Noncombustible gutters must also be covered with a noncombustible material such as metal to prevent the collection of debris such as leaves and pine needles.**

### Eaves & Soffits

- In addition to the requirement listed above for a Wildfire Prepared Home designation, eaves and soffits must be enclosed or protected on the exposed underside by one of the following:**
  - Noncombustible or ignition-resistant materials
  - 2-inch lumber (e.g., 2x4, 2x6; NOT plywood)



**Why?** Heat and embers can get trapped under eaves and ignite them.

### Vents

- Dryer vents must be made of metal.**

### Exterior Walls Covering/Cladding

- Wall coverings/claddings must be a noncombustible or ignition-resistant material, such as metal siding, fiber-cement siding, masonry veneer, or stucco.**
- Shutters, if in place, must be made of noncombustible materials.**



## Exterior Glass (Windows, Skylights & Glass Within Doors)

- ❑ **All exterior windows, skylights, and glass openings within doors must comply with one of the following requirements:**

- Multipaned glass with a tempered outer pane
- Glass blocks (windows only)

**Why?** These types of glass are more resistant to breaking during a wildfire, which helps keep flames from entering.



## Exterior Doors

- ❑ **Exterior door surface or cladding must be constructed with noncombustible material. Combustible doors are allowed if a noncombustible storm door is installed as the outermost exterior door.**

## Enclosed Space Underneath Bay Windows

- ❑ **Any open space under first-floor bay windows must be eliminated by constructing a noncombustible wall section.**

**Why?** Embers can accumulate under this unenclosed area and ignite the home.

## Decks

- ❑ **In addition to the requirements listed above for a Wildfire Prepared Home designation, all deck components, including posts, joists, railings, and walking surfaces must be constructed with noncombustible materials such as metal.**

## Fences

- ❑ **In addition to the requirements listed above for a Wildfire Prepared Home designation, fencing must not be back-to-back fencing (i.e., there are no separate fences that are closer than 3 feet apart).**

This may require you to coordinate with your neighbor(s) to eliminate duplicative fences that can trap debris between them.

## Accessory Structures & Outbuildings

- ❑ **All unattached accessory structures and outbuildings with a footprint greater or equal to 15 square feet—such as sheds, gazebos, accessory dwelling units (ADUs), open covered structures with a solid roof, dog houses, playhouses, etc.—must be located a minimum of 30 feet away from the home.**
- ❑ **ADUs attached to the primary home by building permit must meet the same Wildfire Prepared Home Plus requirements as the primary home.**

## Definitions

Within this standard, acceptable products and materials are those approved or listed by the California State Fire Marshal or in a current report issued by an approved agency. An approved agency is an entity that performs product evaluation and is accredited to ISO 17065.

**Noncombustible** – Made from material of which no part will ignite and burn when subjected to fire. Any material passing ASTM E136 shall be considered noncombustible.

**Ignition-resistant** – A type of building material that resists ignition or sustained flaming combustion sufficiently so as to reduce losses from wildland-urban interface conflagrations under worst-case weather and fuel conditions with wildfire exposure of burning embers and small flames. Ignition-resistant building materials must comply with one of the following:

- Extended ASTM E84 (UL 723) test or ASTM E2768
- Noncombustible material
- Fire-retardant treated wood

**Parcel** – Refers to a single plot of land (i.e., lawn, yard, property) and includes all buildings and structures within (house, shed, etc.).