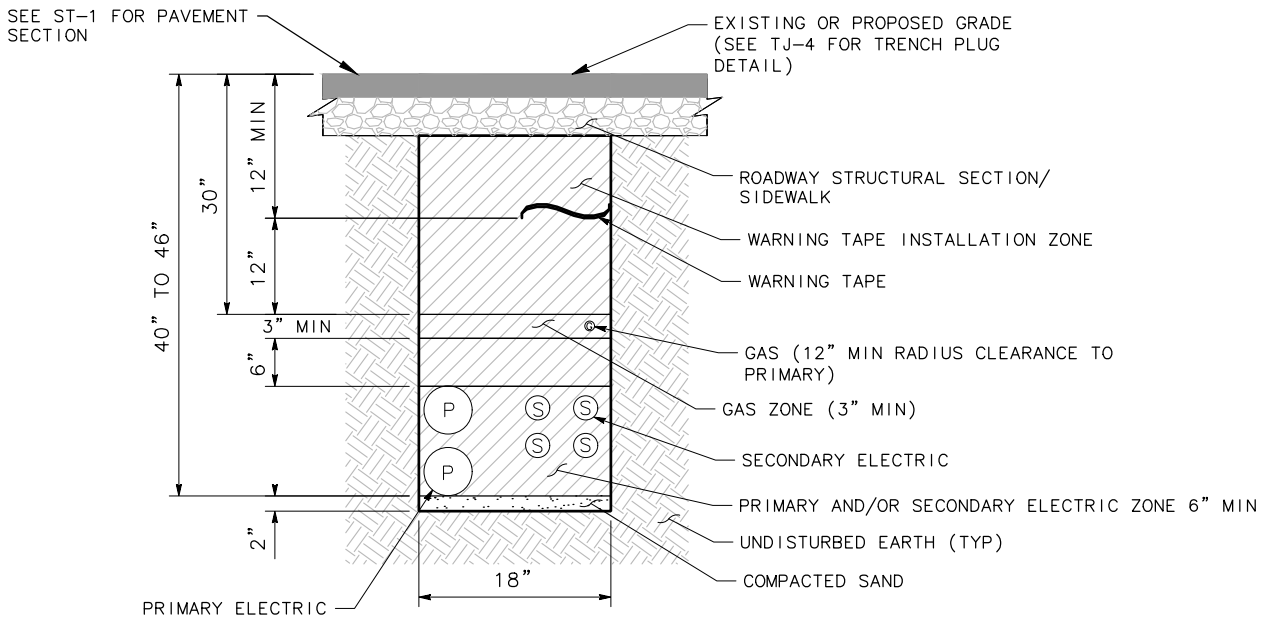



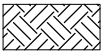


PRIMARY TRENCH - ELECTRICAL, GAS, AND TELECOM



PRIMARY TRENCH - ELECTRICAL & GAS

LEGEND

-  NATIVE BACKFILL, 90% RELATIVE COMPACTION
-  COMPACTED SAND
-  STRUCTURAL SECTION
-  UNDISTURBED EARTH

NOTES


1. CONTRACTOR TO REPAIR ALL LANDSCAPING AND IRRIGATION REMOVED DURING CONSTRUCTION. CONTRACTOR TO STABILIZE DISTURBED AREAS.
2. DIMENSIONS OF THE PAVEMENT STRUCTURES (STRUCTURAL SECTIONS) ARE SUBJECT TO TOLERANCES SPECIFIED IN THE STANDARD SPECIFICATIONS.
3. 12" MINIMUM CLEARANCE IS REQUIRED BETWEEN PRIMARY CONDUIT & OTHER NON-SECONDARY ELECTRIC OCCUPANTS PER PG&E GREENBOOK.



TOWN OF PARADISE
PUBLIC WORKS / ENGINEERING

5555 Skyway
 Paradise, California 95969
 Phone: (530) 872-6291 Fax: (530) 877-5059

Standard Detail TJ--1
TYPICAL JOINT TRENCH CROSS SECTIONS

 3/30/2023
 Approved Date